



US00D816306S

(12) **United States Design Patent**
Redon et al.

(10) **Patent No.:** **US D816,306 S**
(45) **Date of Patent:** **** May 1, 2018**

(54) **SHOE**

(71) Applicant: **PUMA SE**, Herzogenaurach (DE)

(72) Inventors: **Kevin Redon**, Nuremberg (DE); **Carl Wilkinson**, Nuremberg (DE)

(73) Assignee: **PUMA SE**, Herzogenaurach (DE)

(**) Term: **15 Years**

(21) Appl. No.: **29/587,912**

(22) Filed: **Dec. 16, 2016**

(51) **LOC (11) Cl.** **02-04**

(52) **U.S. Cl.**
USPC **D2/909**; D2/902

(58) **Field of Classification Search**
USPC D2/896, 900, 901, 909-911, 943, 946,
D2/969, 970, 902; 36/83, 1.5, 2 R, 109,
36/3 A, 7.1 R, 45, 52, 112, 100
(Continued)

(56) **References Cited**

U.S. PATENT DOCUMENTS

D173,700 S 12/1954 Hosker
D226,883 S 5/1973 Babicka et al.
(Continued)

Primary Examiner — Holly H Baynham

Assistant Examiner — Rashida C. Walshon

(74) *Attorney, Agent, or Firm* — Leydig, Voit & Mayer,
Ltd.

(57) **CLAIM**

The ornamental design for a shoe, as shown and described.

DESCRIPTION

FIG. 1 is a top right front perspective view of a first embodiment of the shoe showing our new design;
FIG. 2 is a front elevational view thereof;

FIG. 3 is a rear elevational view thereof;
FIG. 4 is a left side elevational view thereof;
FIG. 5 is a right side elevational view thereof, indicating the areas depicted in the expanded views of FIGS. 18 and 19 encircled with irregular broken lines;
FIG. 6 is a top plan view thereof, which is identical for each embodiment;
FIG. 7 is a bottom plan view thereof, which is identical for each embodiment;
FIG. 8 is a top right front perspective view of a second embodiment of the shoe showing our new design;
FIG. 9 is a front elevational view thereof;
FIG. 10 is a rear elevational view thereof;
FIG. 11 is a left side elevational view thereof;
FIG. 12 is a right side elevational view thereof, indicating the areas depicted in the expanded views of FIGS. 18 and 19 encircled with irregular broken lines;
FIG. 13 is a top right front perspective view of a third embodiment of the shoe showing our new design;
FIG. 14 is a front elevational view thereof;
FIG. 15 is a rear elevational view thereof;
FIG. 16 is a left side elevational view thereof;
FIG. 17 is a right side elevational view thereof, indicating the areas depicted in the expanded views of FIGS. 18 and 19 encircled with irregular broken lines;
FIG. 18 is an expanded view, showing more detail of the texture in portion encircled with irregular broken lines in FIGS. 5, 12, and 17, in the front, right side region; and,
FIG. 19 is an expanded view, showing more detail of the texture in portion encircled with irregular broken lines in FIGS. 5, 12, and 17, in the mid-right side region.
Regular broken lines surrounding blank areas in the drawings indicate portions which form no part of the claimed design.
Irregular broken lines, i.e., alternating short and long marks, as described above regarding FIGS. 5, 12, and 17, indicate claimed areas which are scaled-up for easier inspection in FIGS. 18 and 19, as identified by the lead lines to the areas encircled by irregular broken lines. The same irregular broken lines encircle the claimed features disclosed in FIGS. 18 and 19.

1 Claim, 18 Drawing Sheets



US D816,306 S

- (58) **Field of Classification Search**
 CPC A43B 7/12; A43B 3/02; A43B 7/00; A43B
 23/00; A43B 5/00; A43B 3/16; A43B
 7/14
 See application file for complete search history.

- (56) **References Cited**
 U.S. PATENT DOCUMENTS

D226,885 S	5/1973	McBarron	
D236,559 S	9/1975	Senter	
D236,560 S	9/1975	Senter	
D237,425 S	11/1975	Askew	
D237,427 S	11/1975	Thornberry	
D238,626 S	2/1976	Senter	
D238,983 S	3/1976	Senter	
D239,478 S	4/1976	Senter	
D239,479 S	4/1976	Senter	
D239,983 S	5/1976	Senter	
D240,470 S	7/1976	Ford	
D242,401 S	11/1976	Wunsch	
D243,421 S	2/1977	Cohen	
D245,211 S	8/1977	Krome	
D249,748 S	10/1978	Kitamura	
D265,015 S	6/1982	Higgins	
D278,093 S	3/1985	Ueda	
D281,457 S	11/1985	Po	
D315,440 S	3/1991	Hegy	
D320,497 S *	10/1991	Steele	D2/903
D332,688 S	1/1993	Autry	
D335,573 S *	5/1993	Kelton	D2/903
D368,792 S *	4/1996	Cavitt	D2/910
D380,593 S *	7/1997	Lauzon	D2/920
D384,806 S	10/1997	Pallera	
D387,550 S	12/1997	Ng et al.	
D396,739 S	8/1998	Pallera	
D402,794 S	12/1998	Spriggs	
D410,962 S	6/1999	Iwahashi	
D416,674 S *	11/1999	Edmonds	D2/980
D429,061 S	8/2000	Burruano et al.	
D449,426 S	10/2001	Pollastrelli	
D465,902 S	11/2002	Ammon	
D492,473 S	7/2004	White	

D590,137 S	4/2009	Austin	
D595,937 S	7/2009	Morris	
D615,734 S	5/2010	Di Nucci	
D622,038 S *	8/2010	Bracken	A43B 7/26 D2/897
D622,039 S *	8/2010	Bracken	D2/897
D636,155 S	4/2011	Della Valle et al.	
D636,156 S	4/2011	Della Valle et al.	
D644,417 S *	9/2011	Ma	D2/920
D651,387 S	1/2012	Van Zyll De Jong et al.	
D659,953 S	5/2012	Van Zyll De Jong et al.	
D660,566 S	5/2012	Van Zyll De Jong et al.	
D662,305 S *	6/2012	Spring	D2/910
D670,070 S	11/2012	Della Valle et al.	
D675,418 S	2/2013	Van Zyll De Jong et al.	
D677,865 S	3/2013	Van Zyll De Jong et al.	
D681,315 S	5/2013	Della Valle et al.	
D681,316 S	5/2013	Della Valle et al.	
D681,317 S	5/2013	Della Valle et al.	
D682,515 S	5/2013	Della Valle et al.	
D689,673 S	9/2013	Kampff	
D689,674 S	9/2013	Kampff	
D690,088 S	9/2013	Hardman	
D691,352 S *	10/2013	Scherf	D2/910
D694,496 S *	12/2013	Gordon	D2/943
D694,498 S	12/2013	Carboy	
D700,419 S	3/2014	Della Valle et al.	
D701,023 S	3/2014	Della Valle et al.	
D701,373 S	3/2014	Della Valle et al.	
D707,938 S	7/2014	Spring	
D717,535 S	11/2014	Kelley	
D718,038 S	11/2014	Kelley	
D729,503 S	5/2015	Carroll et al.	
D731,162 S	6/2015	Cin	
D738,084 S	9/2015	Feeney	
D742,627 S *	11/2015	Binienda	D2/910
D751,797 S	3/2016	Slimane	
D752,322 S	3/2016	Tomat	
D760,483 S	7/2016	Siegel	
D778,549 S *	2/2017	Conklin	D2/903
2010/0275470 A1	11/2010	Hoffer et al.	
2011/0072687 A1	3/2011	Bobbett et al.	

* cited by examiner



FIG. 1

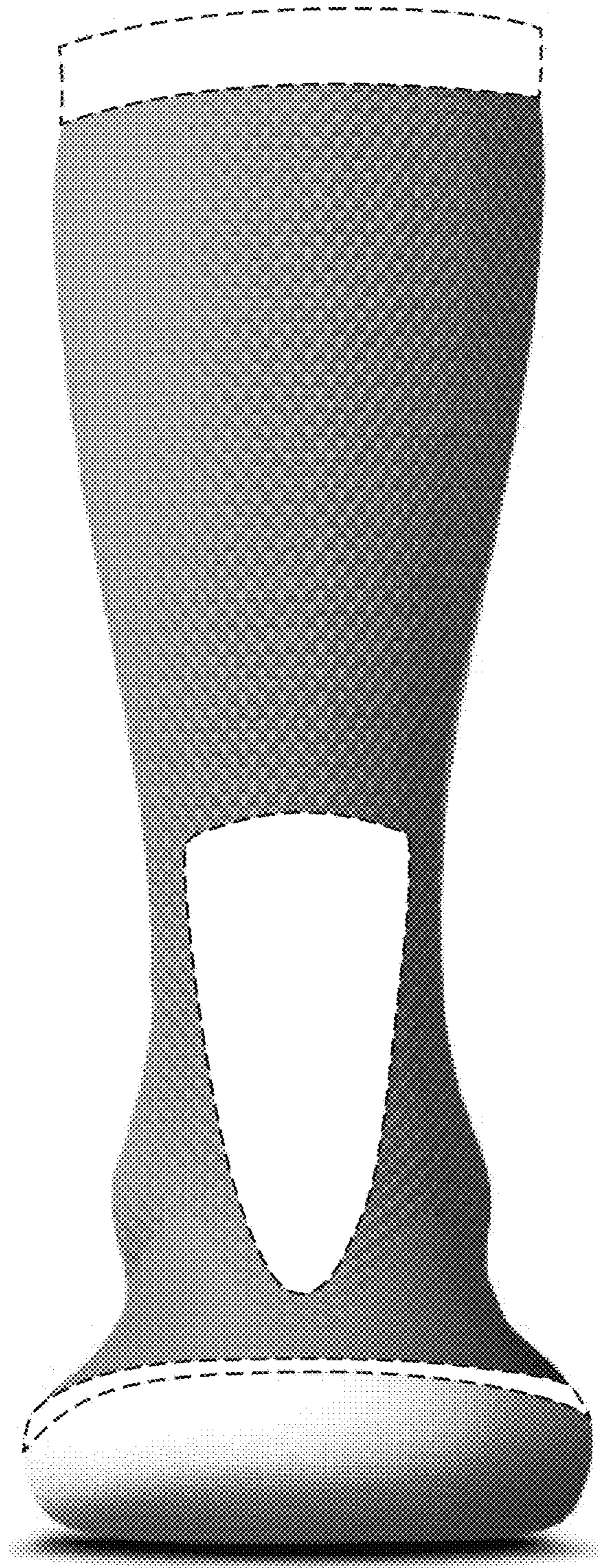


FIG. 2




FIG. 3



FIG. 4

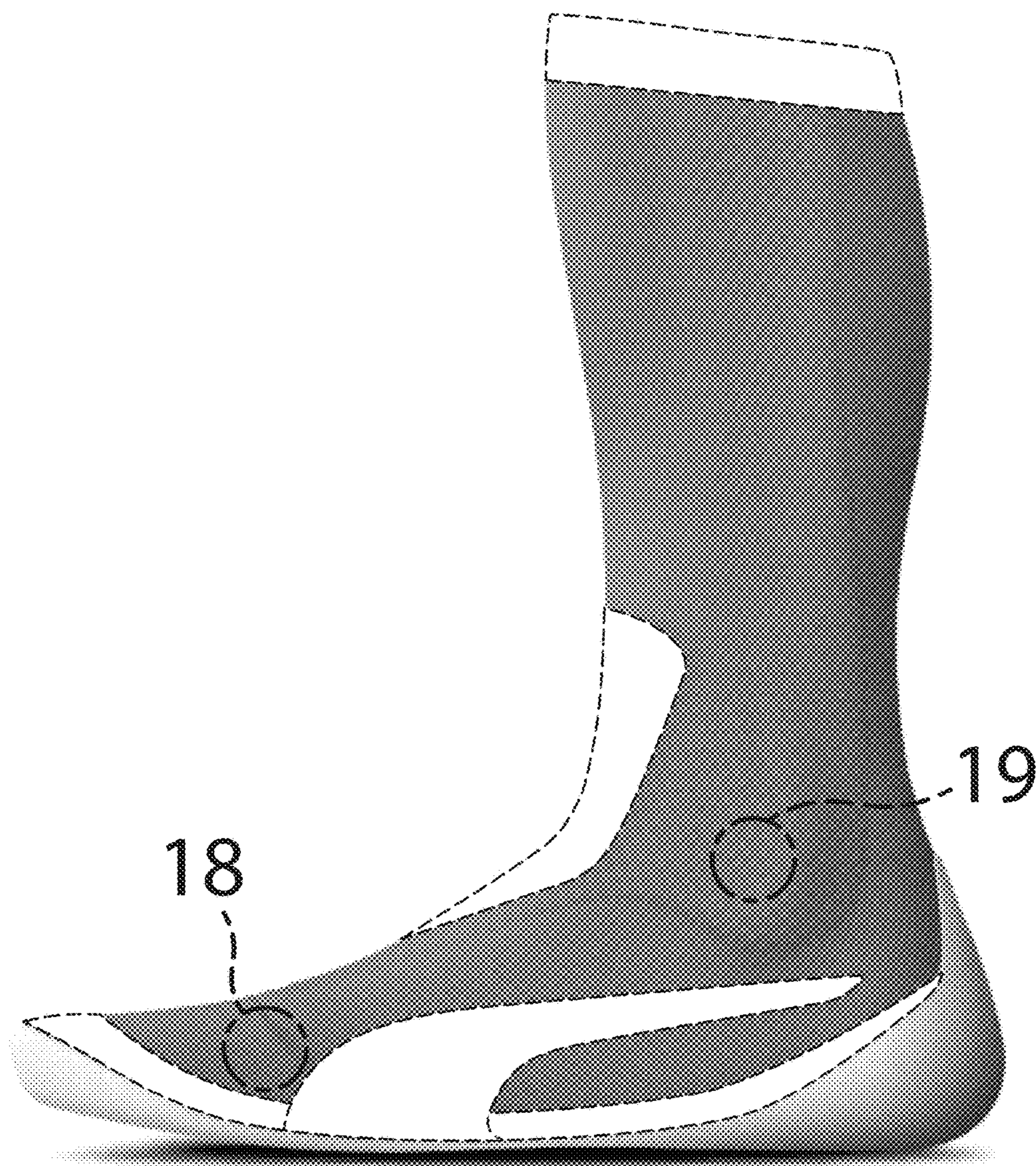


FIG. 5

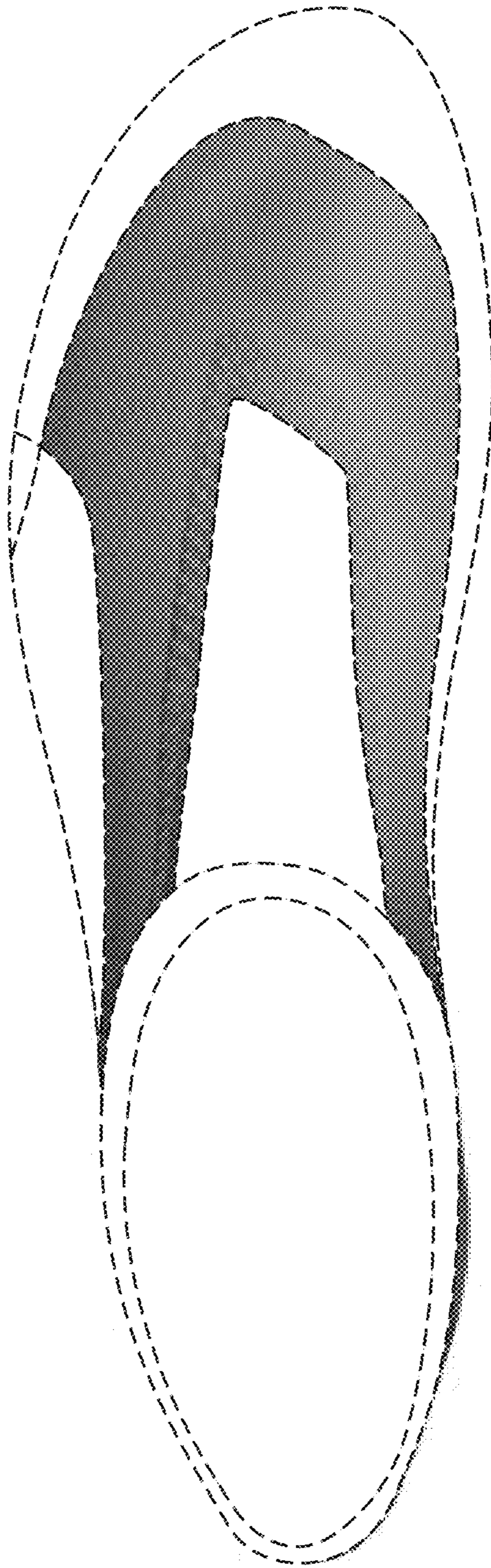


FIG. 6

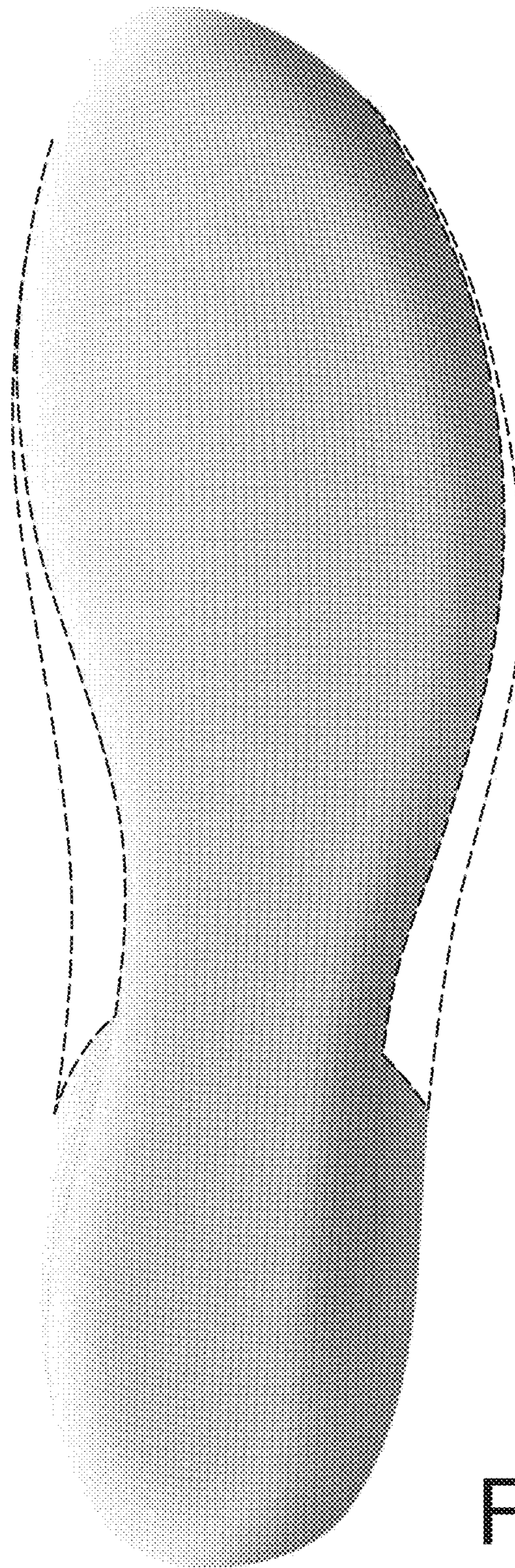


FIG. 7



FIG. 8

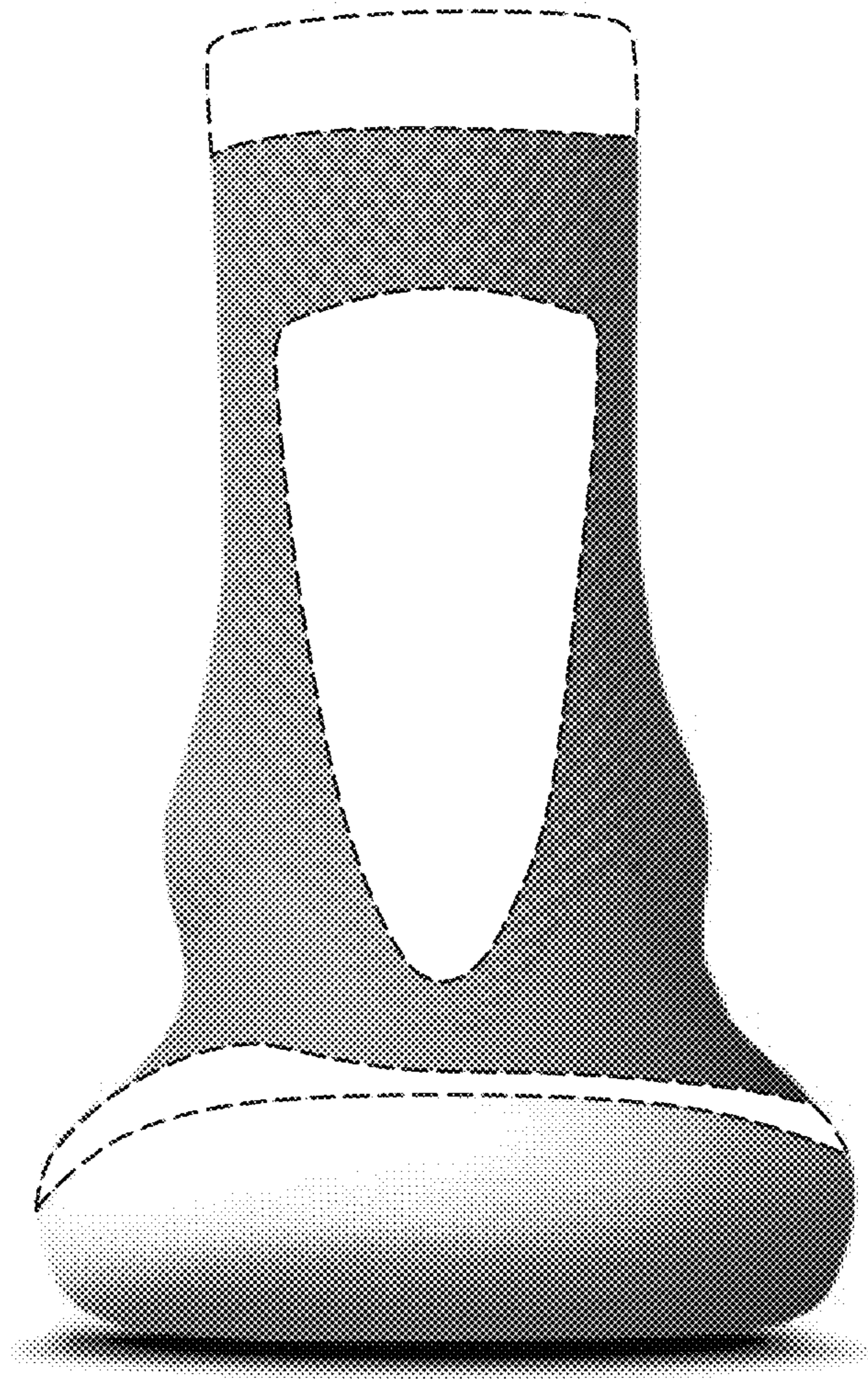


FIG. 9

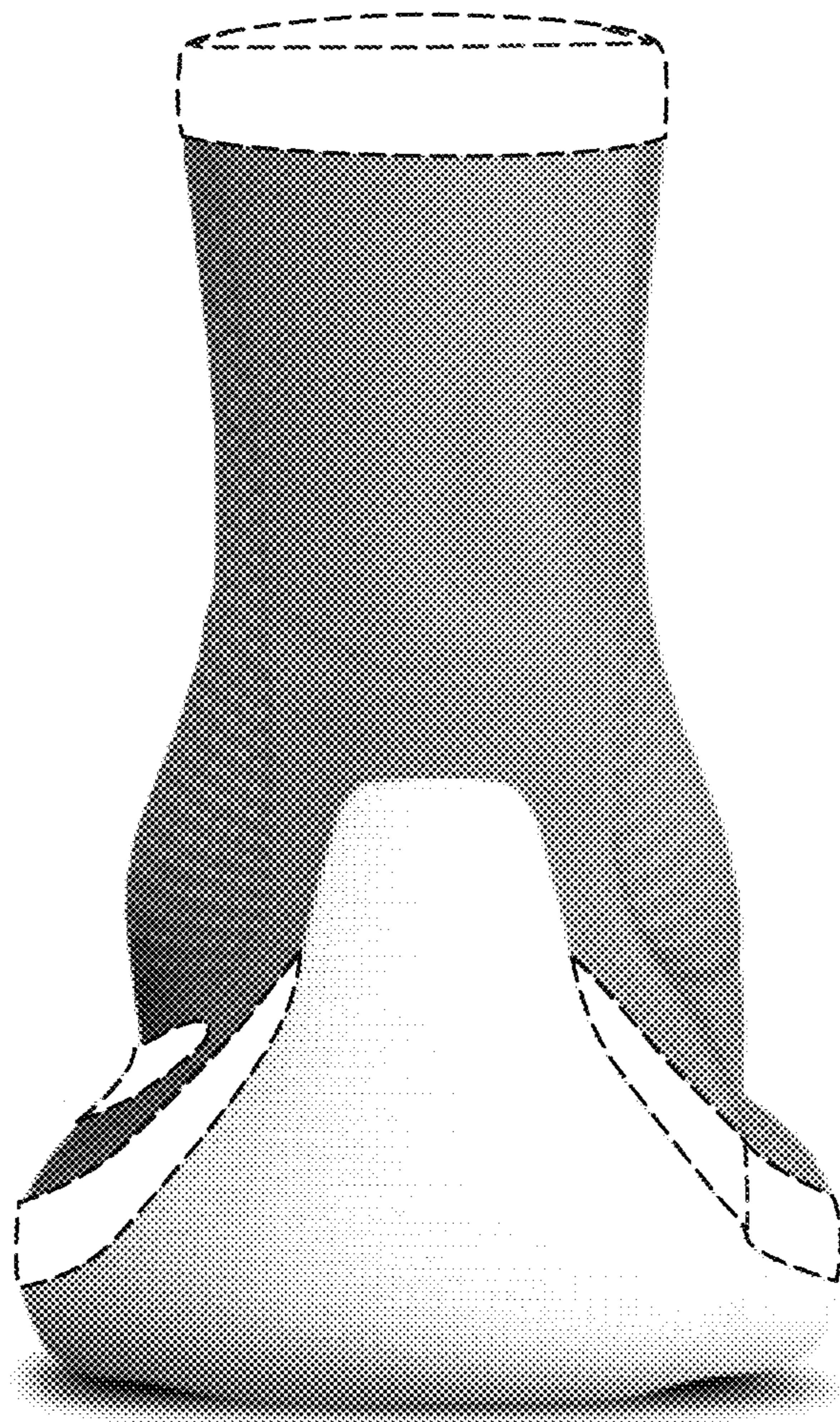


FIG. 10

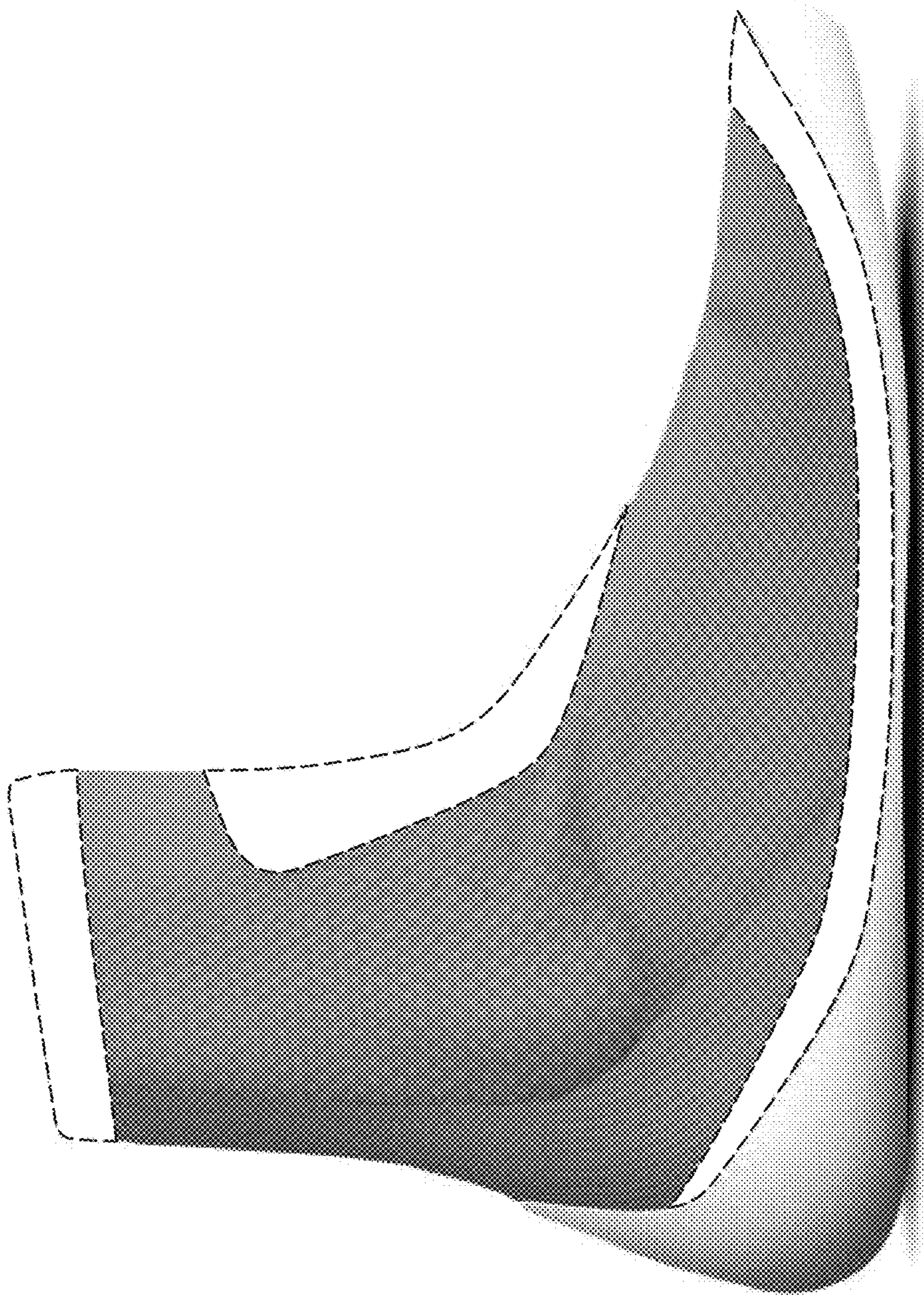


FIG. 11

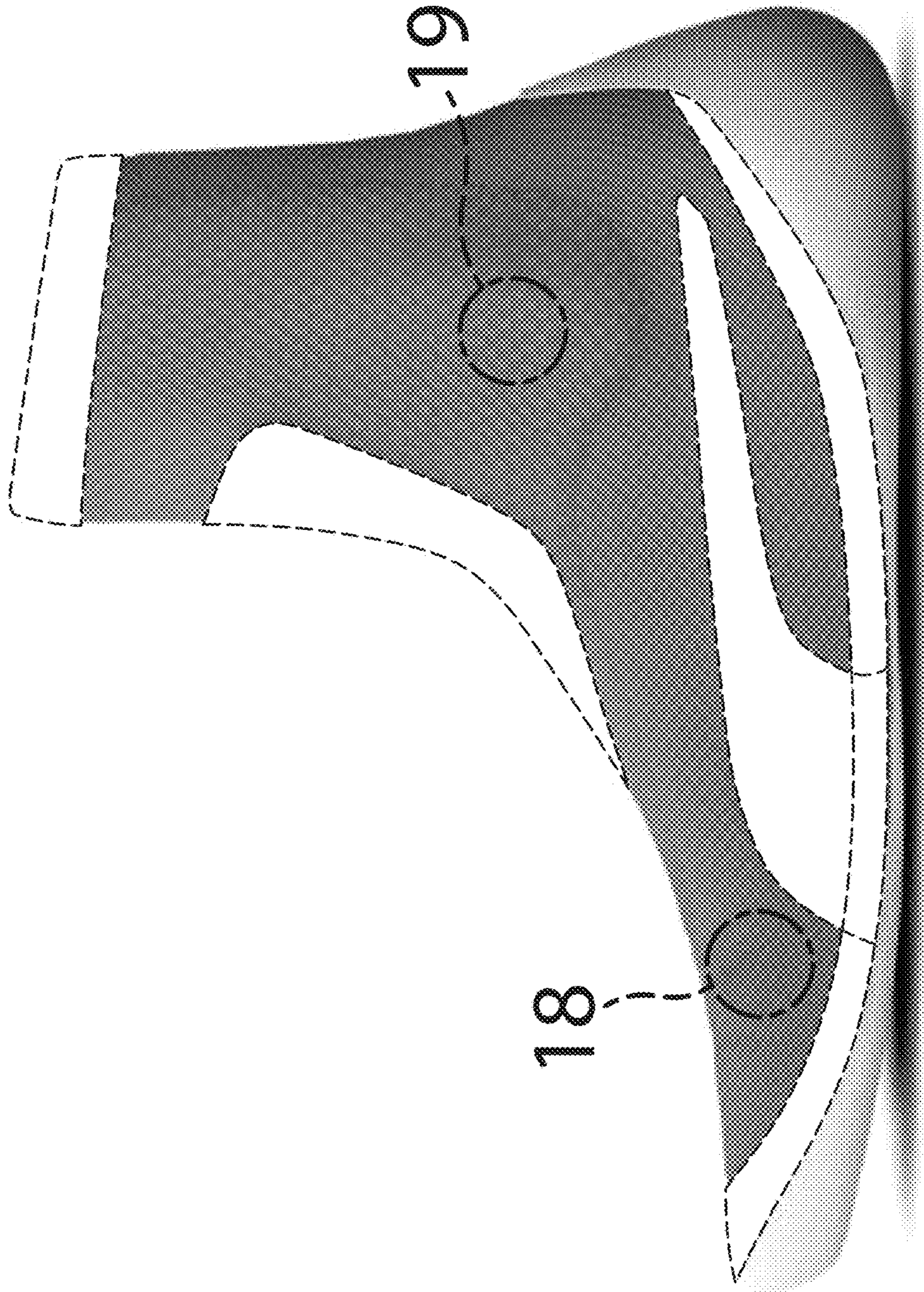


FIG. 12

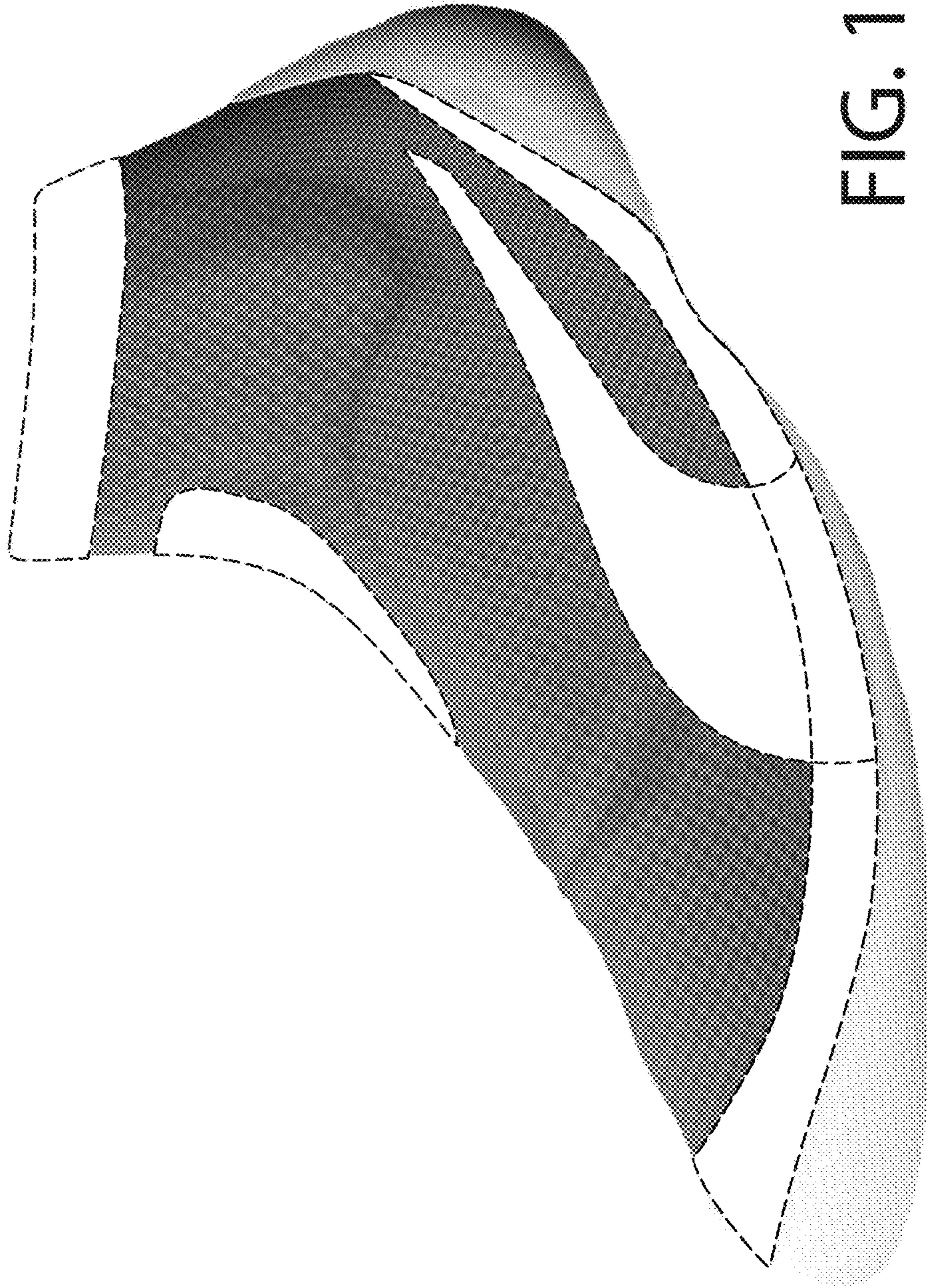


FIG. 13




FIG. 14

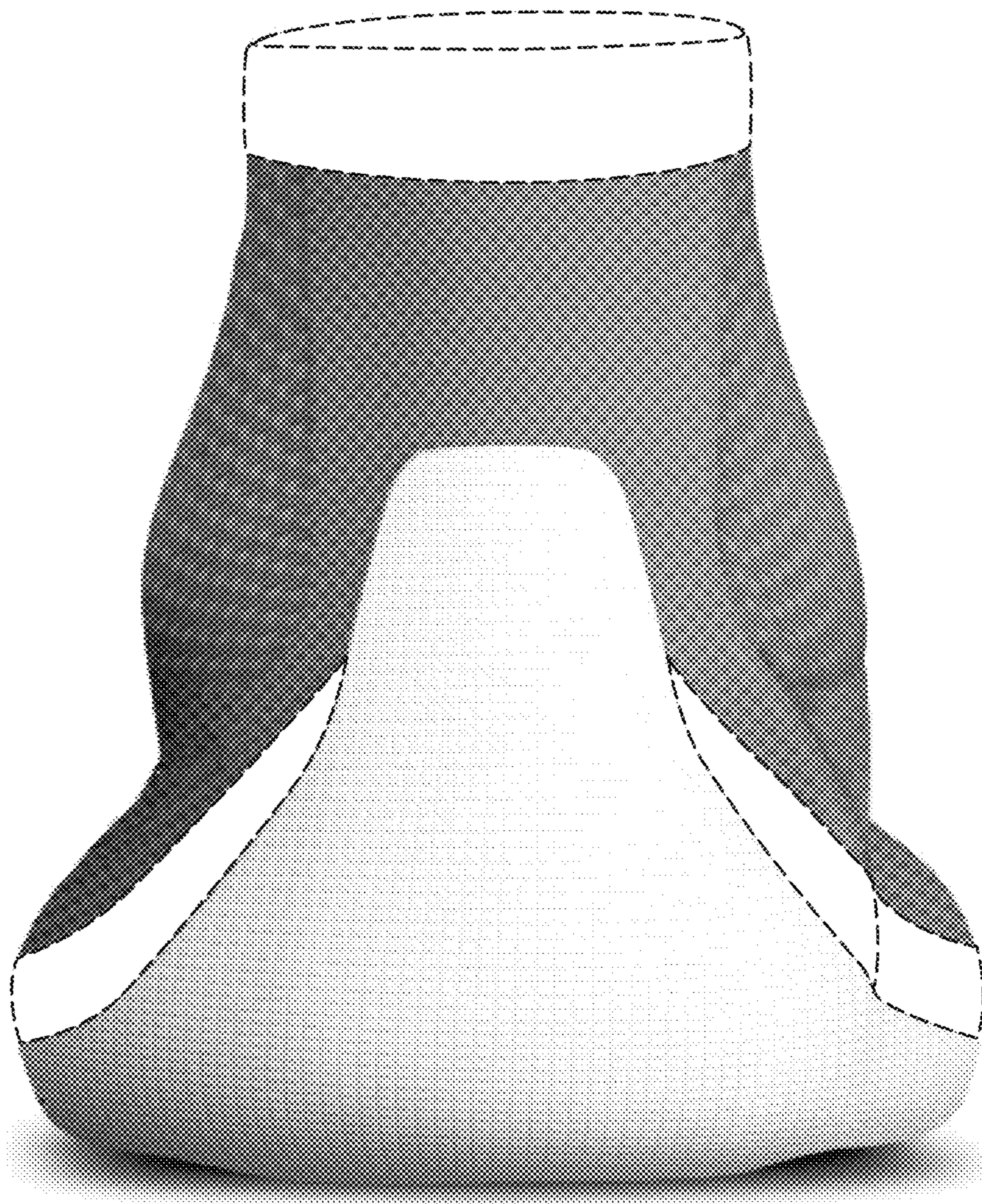


FIG. 15

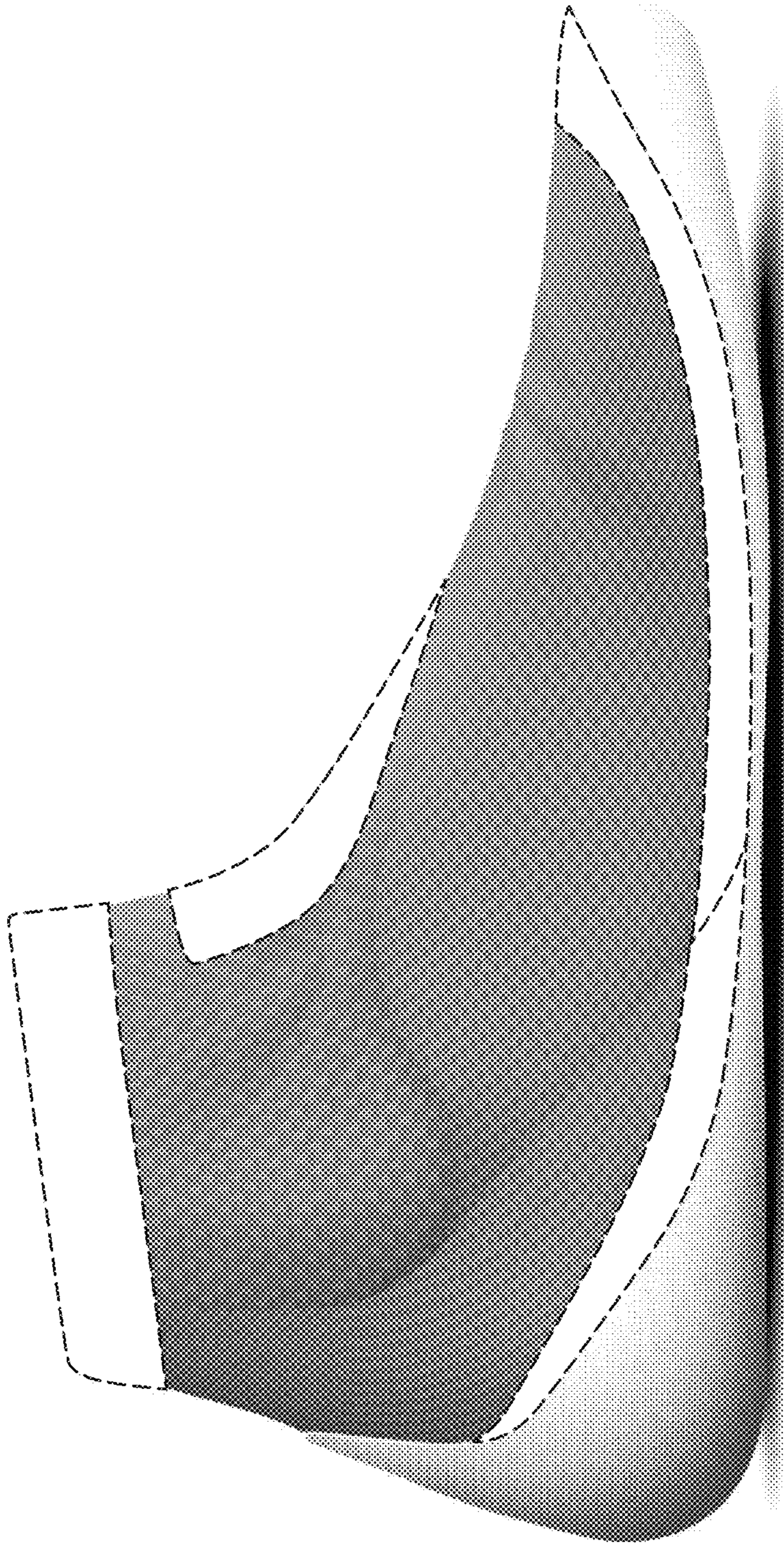


FIG. 16

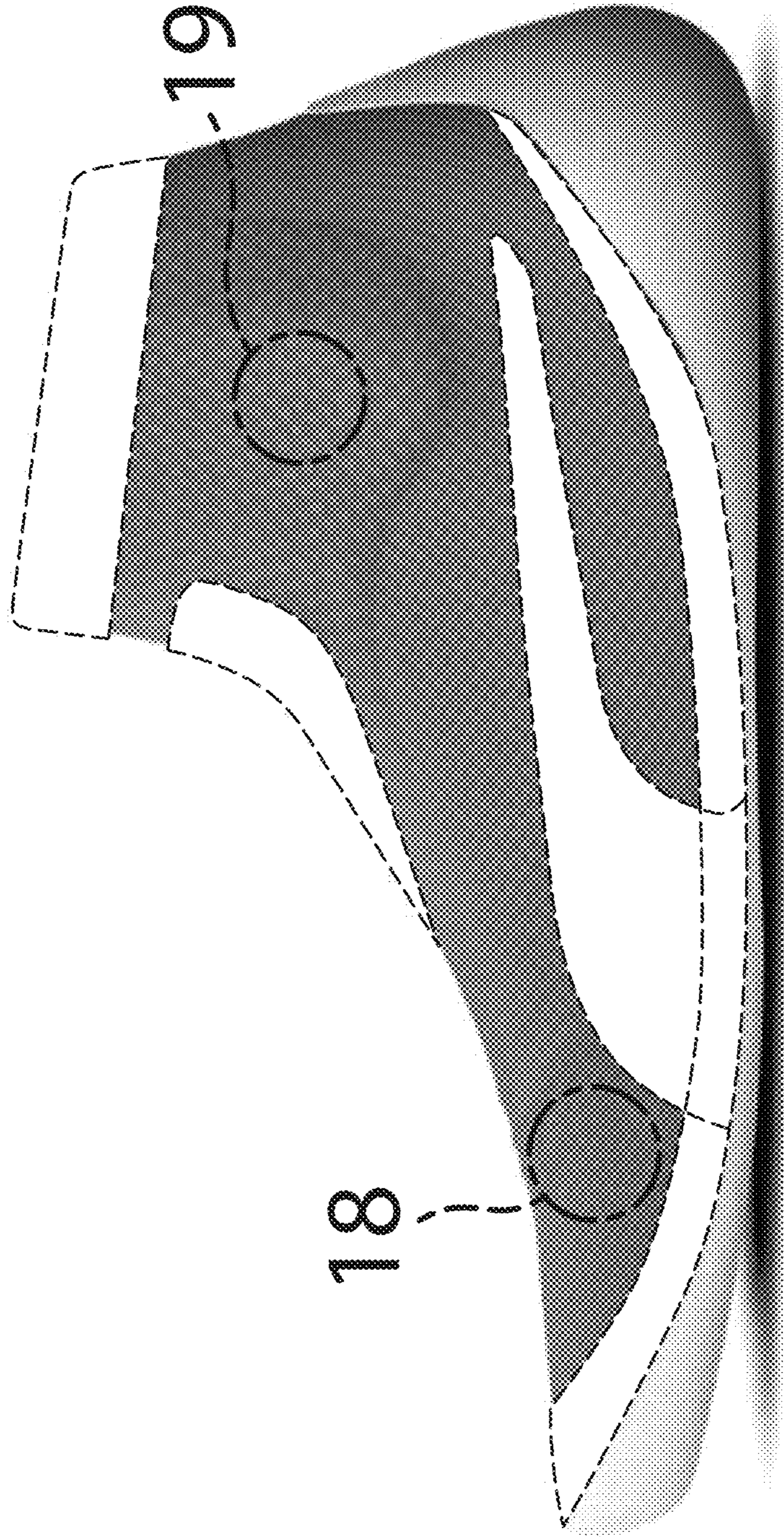


FIG. 17




FIG. 18




FIG. 19