



US00D816304S

(12) **United States Design Patent**
Hervey

(10) **Patent No.:** **US D816,304 S**

(45) **Date of Patent:** **** May 1, 2018**

- (54) **BIB**
- (71) Applicant: **Pamela A. Hervey**, Florence, MS (US)
- (72) Inventor: **Pamela A. Hervey**, Florence, MS (US)
- (**) Term: **15 Years**
- (21) Appl. No.: **29/594,450**
- (22) Filed: **Feb. 17, 2017**
- (51) **LOC (11) Cl.** **02-02**
- (52) **U.S. Cl.**
USPC **D2/864**
- (58) **Field of Classification Search**
USPC D2/861, 863, 864, 500, 826; D24/194
CPC A41B 13/10; A41B 13/04
See application file for complete search history.

- 5,948,003 A * 9/1999 Shefflin A61J 17/008
606/234
- 5,950,888 A * 9/1999 Nolan-Brown A42B 1/004
2/209.13
- D426,699 S * 6/2000 Dickerson D3/215
- 6,224,450 B1 * 5/2001 Norton A45F 5/02
446/26
- 6,312,449 B1 * 11/2001 Chang A45F 3/14
606/234
- 6,442,759 B1 * 9/2002 Straham, Jr. A41B 13/10
2/49.1
- 6,638,298 B1 * 10/2003 Shefflin A45C 11/24
606/234
- RE38,393 E * 1/2004 Bronson A41B 13/00
2/102
- 6,745,399 B1 6/2004 Austin
- 6,966,472 B2 * 11/2005 Szarek A44C 15/005
224/250

(Continued)

Primary Examiner — Kevin K Rudzinski
(74) *Attorney, Agent, or Firm* — Conley Rose, P.C.; Grant Rodolph

(56) **References Cited**

U.S. PATENT DOCUMENTS

- 3,879,762 A * 4/1975 Herman A41B 13/10
2/48
- D242,503 S * 11/1976 Derifield D2/864
- 4,719,650 A 1/1988 Milloy
- 4,765,037 A * 8/1988 Perry A61J 17/00
24/3.13
- 4,877,167 A * 10/1989 McNemar A45F 5/02
224/255
- 4,903,698 A * 2/1990 Huber A61J 9/06
24/17 AP
- D310,716 S * 9/1990 Trask D24/195
- 4,985,968 A * 1/1991 Hooper A44C 3/001
24/3.13
- 5,150,504 A * 9/1992 Cohen A45F 5/02
24/3.13
- 5,156,617 A * 10/1992 Reid A61J 17/008
606/234
- 5,730,340 A * 3/1998 Botic A45F 3/00
224/250
- 5,815,834 A * 10/1998 Bronson A41B 13/00
2/102

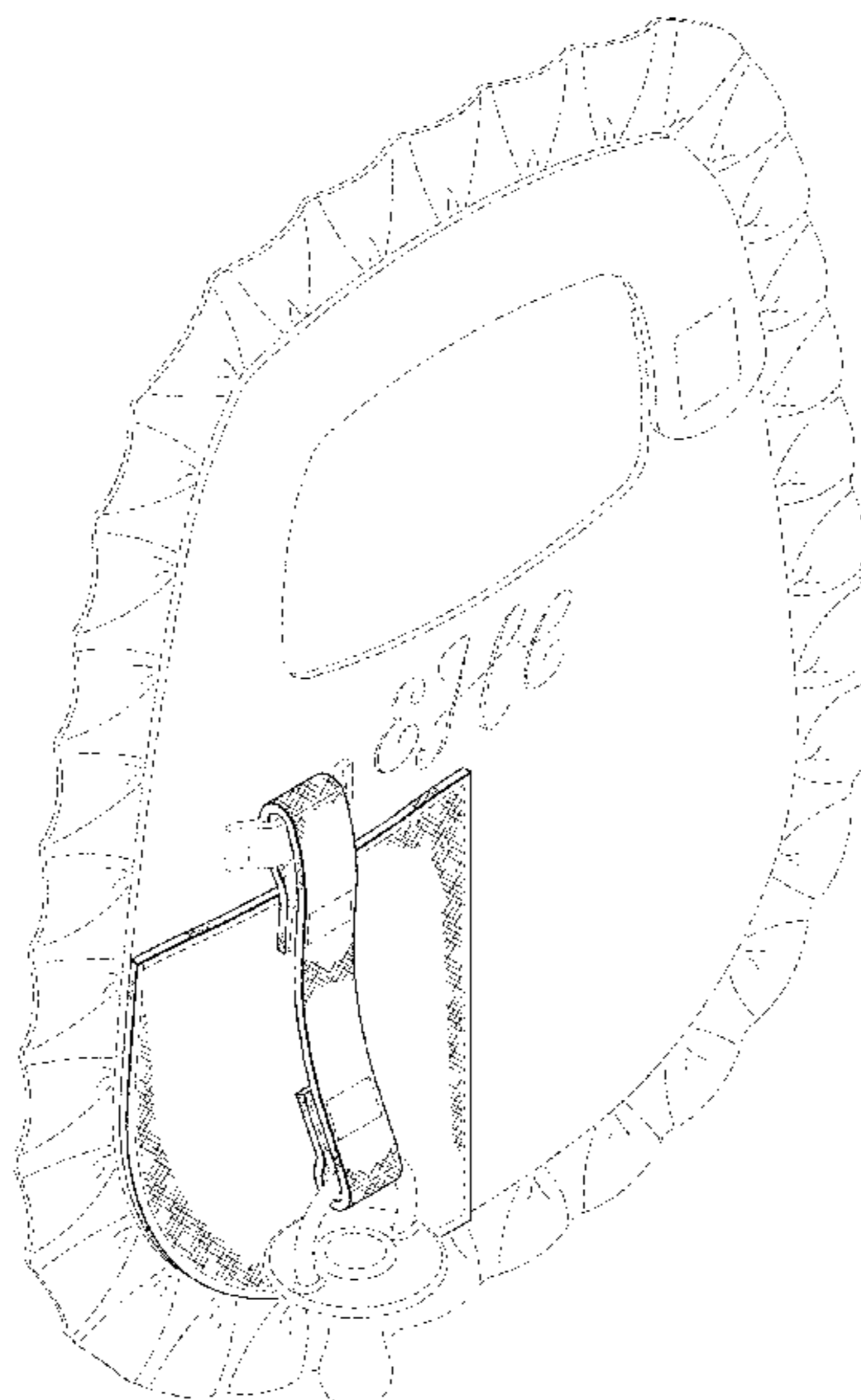
(57) **CLAIM**

The ornamental design for a bib, as shown and described.

DESCRIPTION

FIG. 1 is a front perspective view of a bib in accordance with the new design;
FIG. 2 is a front elevation view thereof;
FIG. 3 is a rear elevation view thereof;
FIG. 4 is a right side elevation view thereof;
FIG. 5 is a left side elevation view thereof;
FIG. 6 is a top elevation view thereof; and,
FIG. 7 is a bottom elevation view thereof.
The broken lines showing the bib and pacifier in the drawings are only provided to illustrate the environment of the design, and form no part of the claimed design.

1 Claim, 5 Drawing Sheets



(56)

References Cited

U.S. PATENT DOCUMENTS

7,032,248 B1 * 4/2006 Gutilla A41B 13/10
2/49.1
8,118,364 B2 * 2/2012 Davis A47D 15/006
128/869
D666,730 S * 9/2012 Del Solar D24/194
D732,675 S * 6/2015 Granillo D24/194
2006/0168766 A1 * 8/2006 Lippincott A45F 5/02
24/3.13
2007/0006357 A1 1/2007 Hall
2010/0082063 A1 * 4/2010 Yacktman A45F 5/02
606/234
2014/0005722 A1 * 1/2014 Whelan A45F 5/02
606/234
2017/0238641 A1 * 8/2017 Chapman A42B 1/24

* cited by examiner

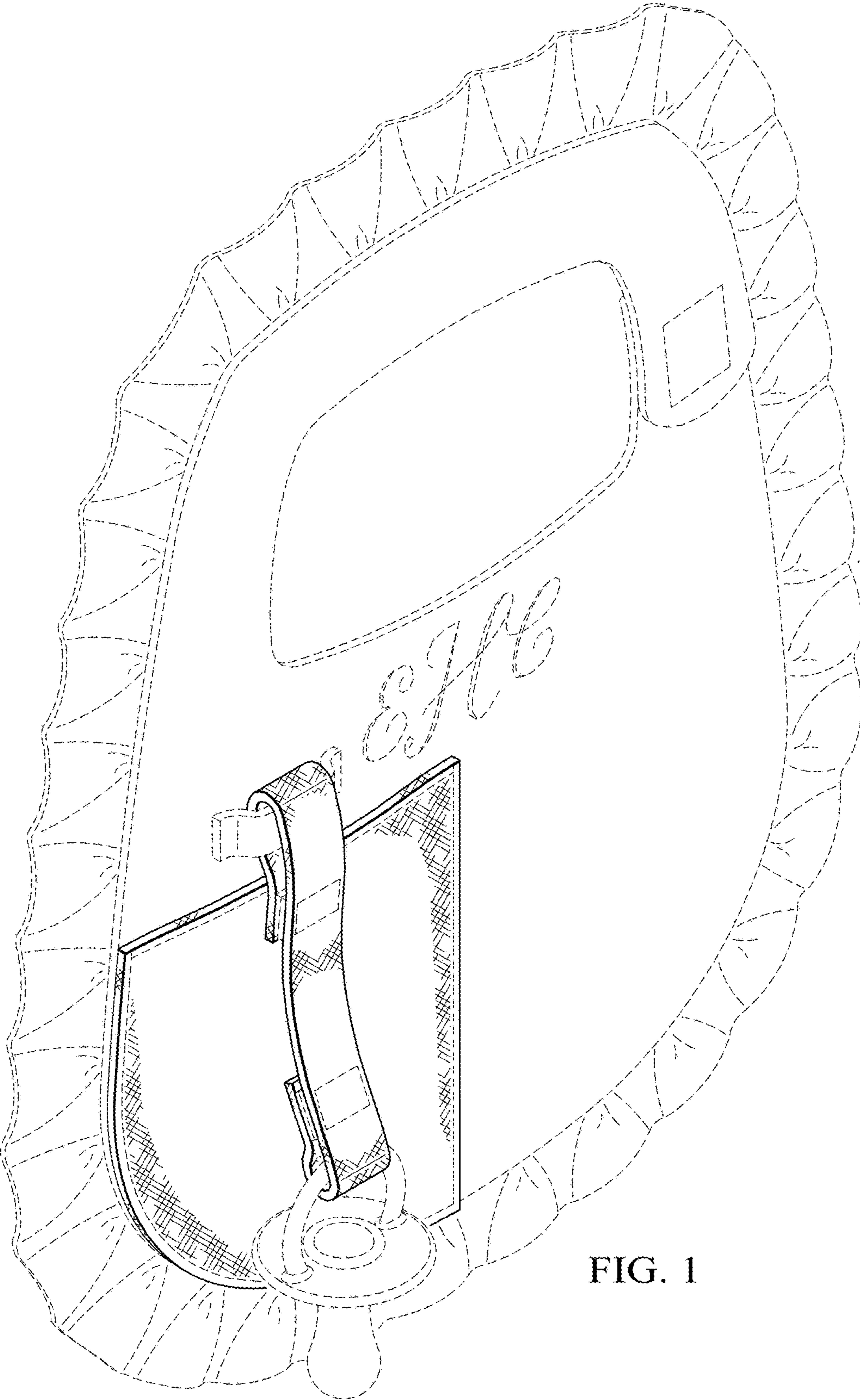


FIG. 1

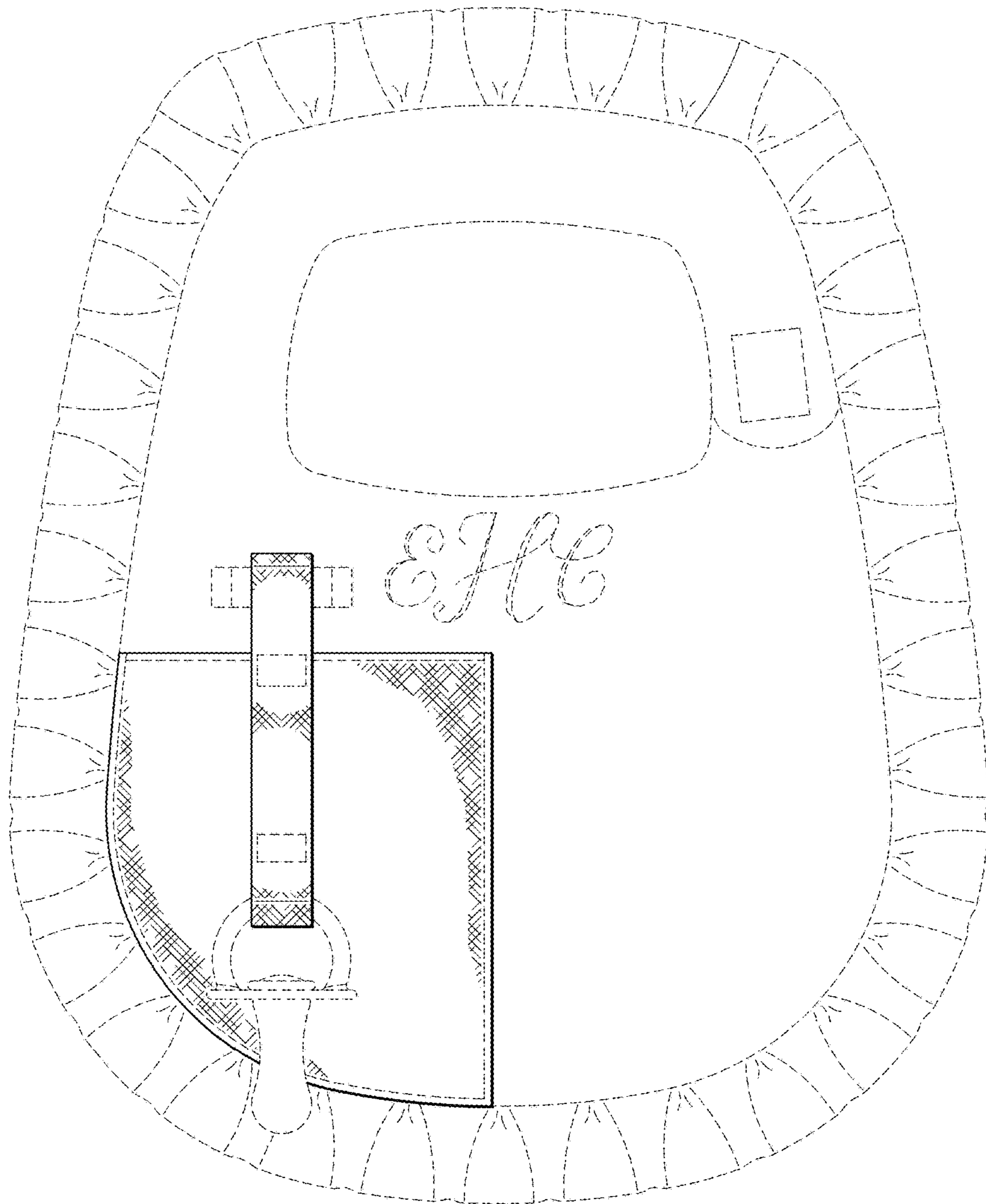


FIG. 2

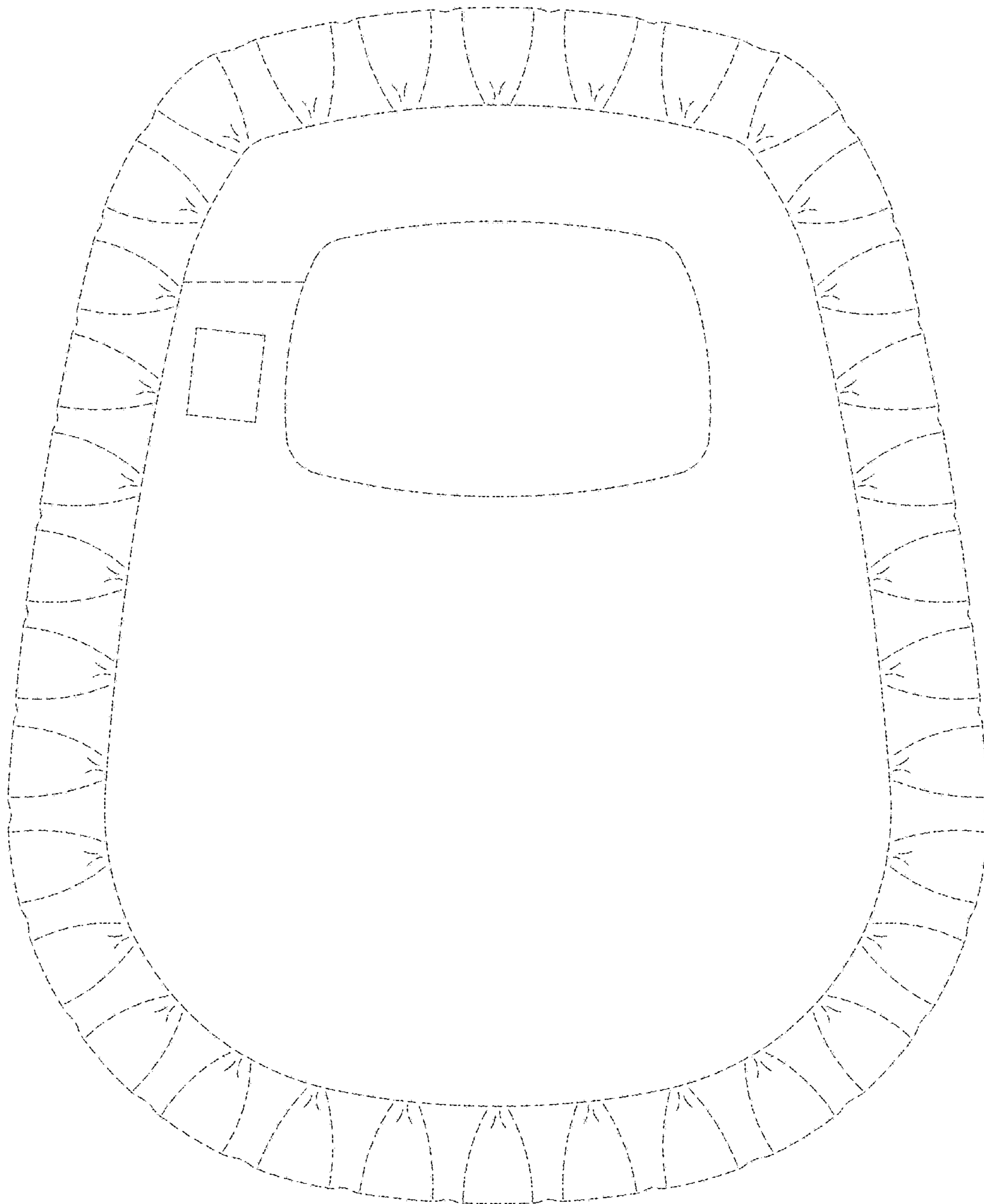


FIG. 3

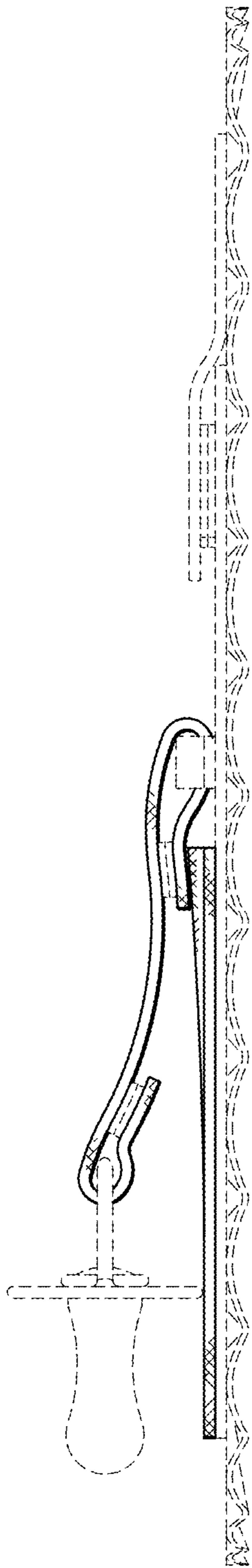


FIG. 4

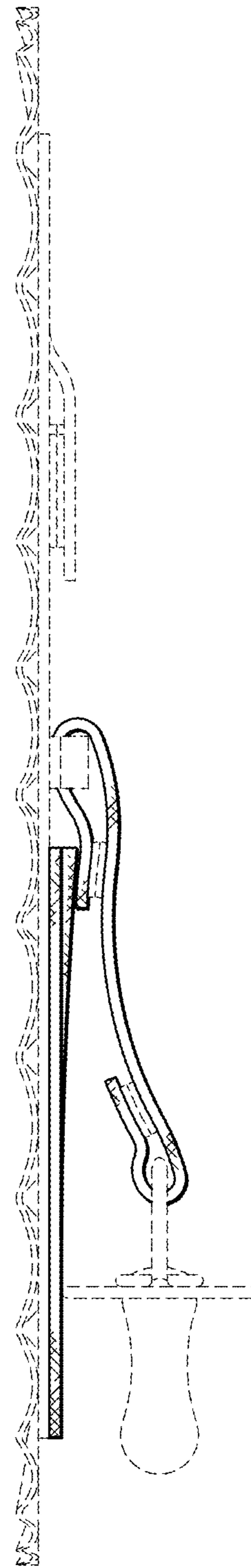


FIG. 5

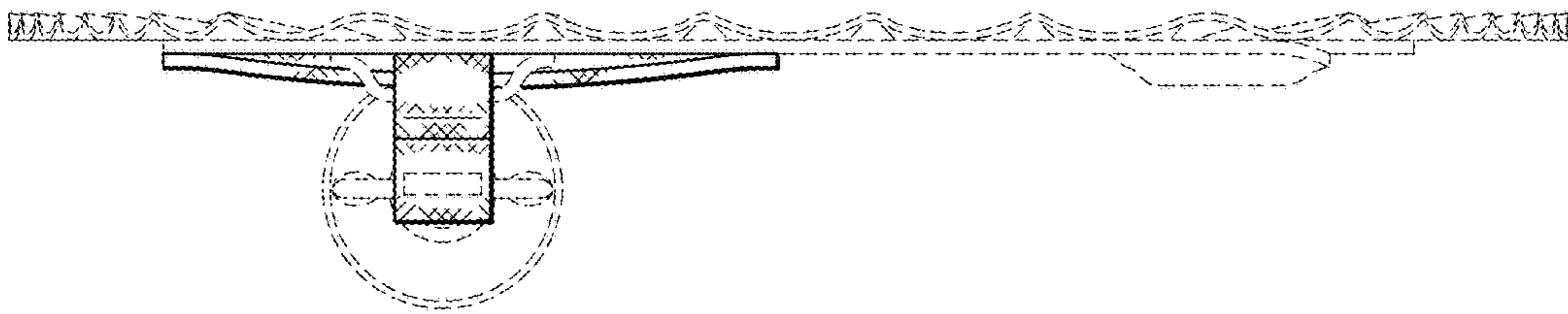


FIG. 6

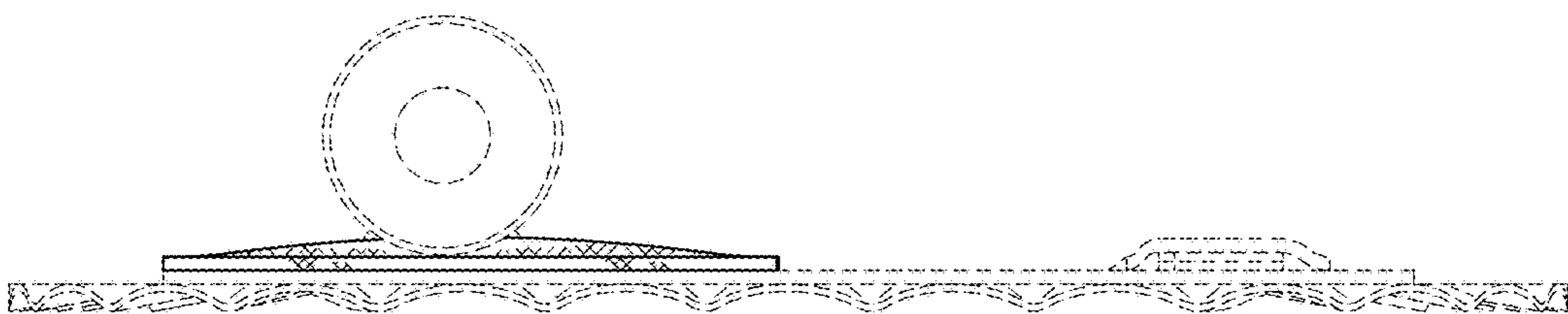


FIG. 7