



US00D816299S

(12) **United States Design Patent**
Wright

(10) **Patent No.: US D816,299 S**

(45) **Date of Patent: ** May 1, 2018**

(54) **BODY APPAREL**

(71) Applicant: **Save Phace, Inc.**, Pottsboro, TX (US)

(72) Inventor: **Jerry D. Wright**, Pottsboro, TX (US)

(73) Assignee: **Save Phace, Inc.**, Pottsboro, TX (US)

(**) Term: **15 Years**

(21) Appl. No.: **29/614,483**

(22) Filed: **Aug. 18, 2017**

Related U.S. Application Data

(62) Division of application No. 29/560,641, filed on Apr. 8, 2016.

(51) **LOC (11) Cl.** **02-02**

(52) **U.S. Cl.**
USPC **D2/828**

(58) **Field of Classification Search**
USPC D2/728, 739, 740, 741, 749, 750, 754,
D2/755, 828, 829, 833, 840, 841; 2/84,
2/85, 93-96, 101, 102, 108

CPC . A41D 27/20; A41D 1/00; A41D 1/02; A41D
13/00; A41B 1/00; A41B 1/08

See application file for complete search history.

(56) **References Cited**

U.S. PATENT DOCUMENTS

D243,724 S *	3/1977	Schaefer	D2/839
D292,341 S *	10/1987	Jones, III	D2/837
D294,305 S *	2/1988	Meek	2/94
D314,465 S *	2/1991	Campbell	D2/725
D659,349 S *	5/2012	Simmons	D2/830
D702,920 S *	4/2014	Chaney	D2/739
D714,525 S *	10/2014	Payne	D2/828
D741,047 S *	10/2015	Nielsen	D2/828
D743,148 S *	11/2015	Hanlon	D2/860
D749,823 S *	2/2016	Grosbol	D2/839

D758,697 S *	6/2016	Clark	D2/828
D764,145 S *	8/2016	Mathews	D2/828
D770,137 S *	11/2016	Celestine	D2/828

OTHER PUBLICATIONS

Save Phace PPE Welding Jacket Apparel Gear—Bones.
[Announced on ebay Mar. 31, 2017] http://www.ebay.com/itm/u-New-Save-Phace-PPE-Welding-Jacket-Apparel-Gear-Bones-2X-Large-XXU162311116351?_trksid=p204_7675.c100623.m-1&_trkparms=aid%3D222007%26algo%3DSIC-MBE%26ao%3D2%26asc%3D41376%26meid%3D8dd02b66dea443459beb6f06e.

Save Phace (SPC3012404) “Fired Up” Welding Jacket [Date first available on Amazon Nov. 16, 2016] <https://www.amazon.com/Save-Phace-SPC3012404-Welding-Jacket/dp/B01N64M4W4> Found May 6, 2017.

* cited by examiner

Primary Examiner — Eric L Goodman

Assistant Examiner — Amy C Wierenga

(74) *Attorney, Agent, or Firm* — Procopio Cory Hargreaves and Savitch LLP

(57) **CLAIM**

The ornamental design for body apparel, as shown and described.

DESCRIPTION

FIG. 1 is a perspective view of the body apparel;
FIG. 2 is a front elevational view of the body apparel;
FIG. 3 is a rear elevational view of the body apparel;
FIG. 4 is a left side elevational view of the body apparel;
FIG. 5 is a right side elevational view of the body apparel;
FIG. 6 is a top plan view of the body apparel; and,
FIG. 7 is a bottom plan view of the body apparel.
The dashed broken lines shown in the drawings depict portions of the body apparel that form no part of the claim.

1 Claim, 4 Drawing Sheets





FIG. 1



FIG. 2



FIG. 3




FIG. 4



FIG. 5

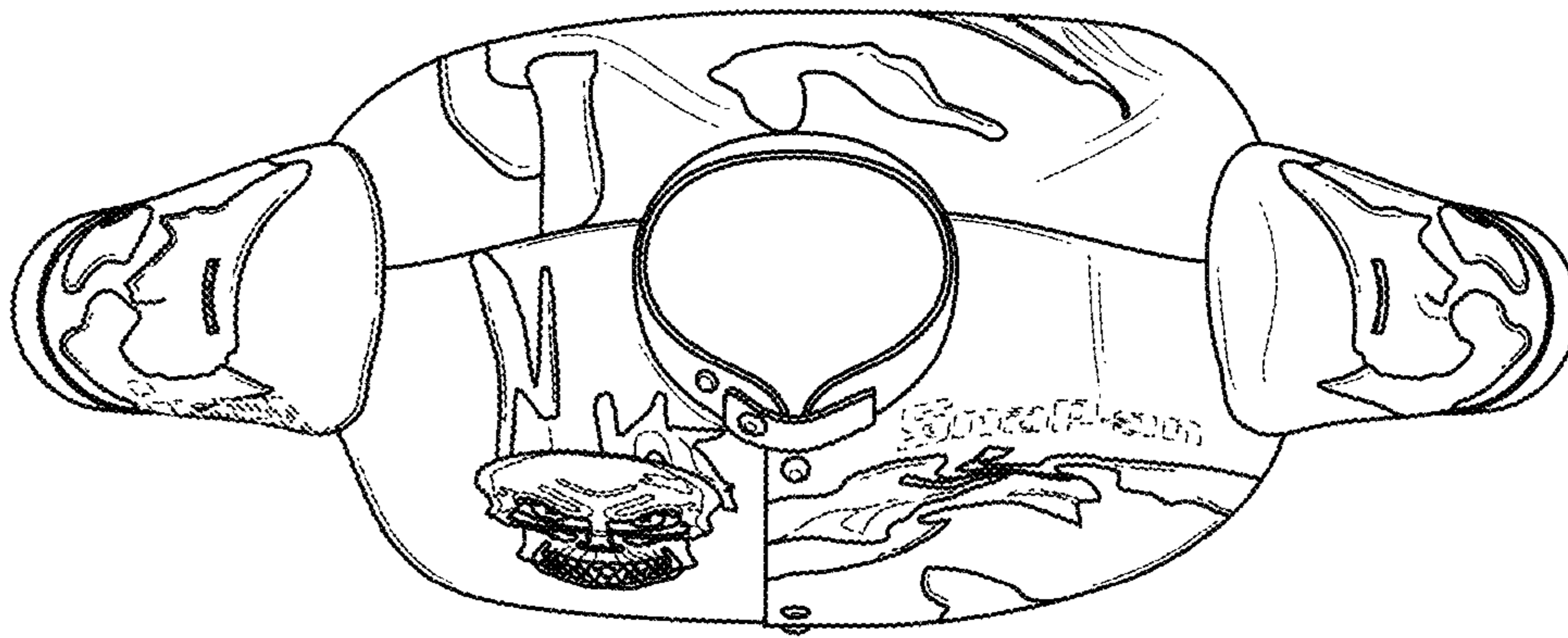


FIG. 6

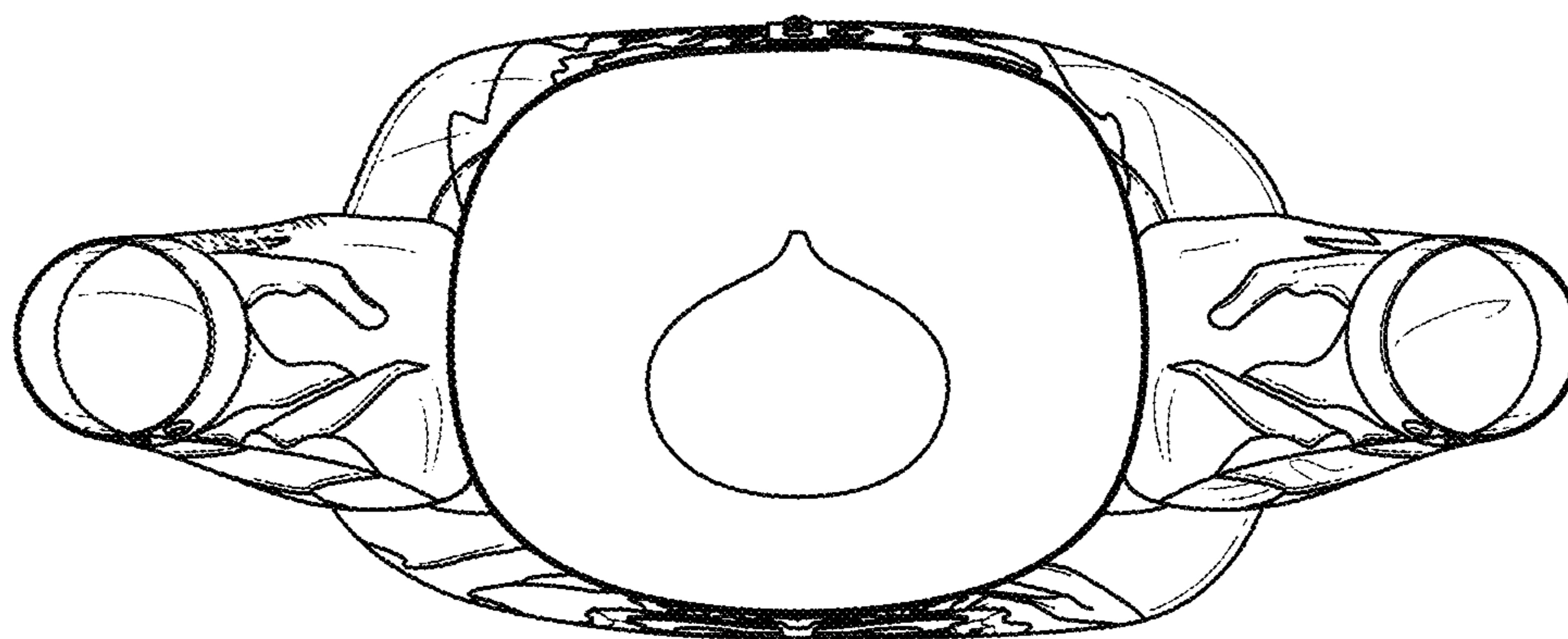


FIG. 7