



US00D816298S

(12) **United States Design Patent** (10) **Patent No.:** **US D816,298 S**
Wright (45) **Date of Patent:** **** May 1, 2018**

(54) **BODY APPAREL**

- (71) Applicant: **Save Phace, Inc.**, Pottsboro, TX (US)
- (72) Inventor: **Jerry D. Wright**, Pottsboro, TX (US)
- (**) Term: **15 Years**
- (21) Appl. No.: **29/560,641**
- (22) Filed: **Apr. 8, 2016**
- (51) **LOC (11) Cl.** **02-02**
- (52) **U.S. Cl.**
USPC **D2/828**
- (58) **Field of Classification Search**
USPC D2/728, 739-741, 749-750, 754-755,
D2/828-829, 833, 840-841; 2/84-85,
2/93-96, 101-102, 108
CPC A41D 27/20; A41D 1/00; A41D 1/02;
A41D 1/04; A41D 13/00; A41B 1/00;
A41B 1/08
See application file for complete search history.

(56) **References Cited**

U.S. PATENT DOCUMENTS

D243,724 S *	3/1977	Schaefer	D2/839
D292,341 S *	10/1987	Jones, III	D2/837
D294,305 S *	2/1988	Meek	2/94
D314,465 S *	2/1991	Campbell	D2/725
D659,349 S *	5/2012	Simmons	D2/830
D702,920 S *	4/2014	Chaney	D2/739
D714,525 S *	10/2014	Payne	D2/828
D741,047 S *	10/2015	Nielsen	D2/828
D743,148 S *	11/2015	Hanlon	D2/860
D749,823 S *	2/2016	Grosbol	D2/839
D758,697 S *	6/2016	Clark	D2/828
D764,145 S *	8/2016	Mathews	D2/828
D770,137 S *	11/2016	Celestine	D2/828

OTHER PUBLICATIONS

Save Phace PPE Welding Jacket Apparel Gear—Bones.
[Announced on ebay Mar 31, 2017] http://www.ebay.com/itm/New-Save-Phace-PPE-Welding-Jacket-Apparel-Gear-Bones-2X-Large-XXL/162311116351?_trksid=p2047675.c100623.m-1&_trkparms=aid%3D222007%26algo%3DSIC.MBE%26ao%3D2%26asc%3D41376%26meid%3D8dd02b66dea443459beb6f06e.*
Save Phace (SPC3012404) “Fired Up” Welding Jacket [Date first available on Amazon Nov. 16, 2016] <https://www.amazon.com/Save-Phace-SPC3012404-Welding-Jacket/dp/B01N64M4W4>
Found May 6, 2017.*

* cited by examiner

Primary Examiner — Eric L Goodman
Assistant Examiner — Amy C Wierenga
(74) *Attorney, Agent, or Firm* — Procopio Cory Hargreaves and Savitch LLP

(57) **CLAIM**

The ornamental design for body apparel, as shown and described.

DESCRIPTION

FIG. 1 is a perspective view of the body apparel;
FIG. 2 is a front elevational view thereof;
FIG. 3 is a rear elevational view thereof;
FIG. 4 is a left side elevational view thereof;
FIG. 5 is a right side elevational view thereof;
FIG. 6 is a top plan view thereof; and,
FIG. 7 is a bottom plan view thereof.
The dashed broken lines shown in the drawings depict portions of the article that form no part of the claim.

1 Claim, 4 Drawing Sheets





FIG. 1



FIG. 2



FIG. 3

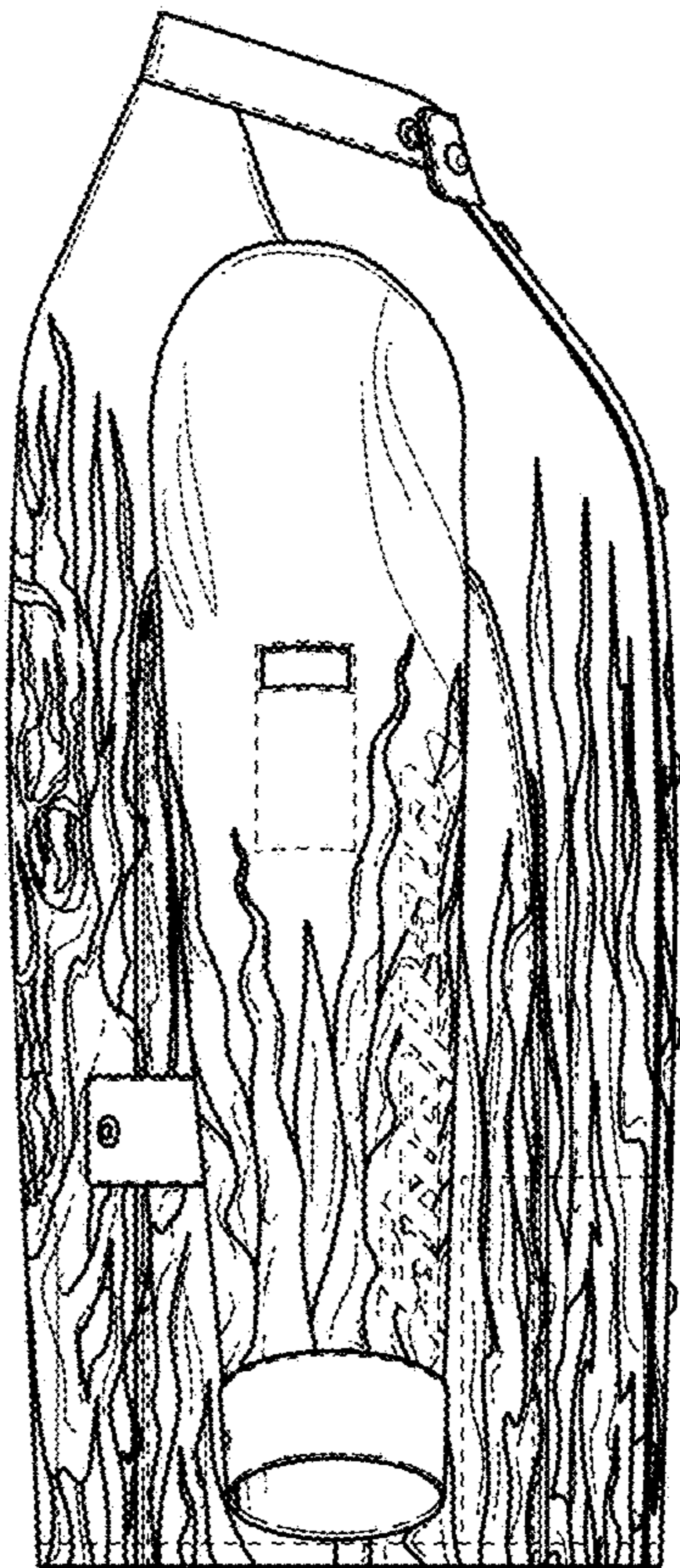


FIG. 4




FIG. 5

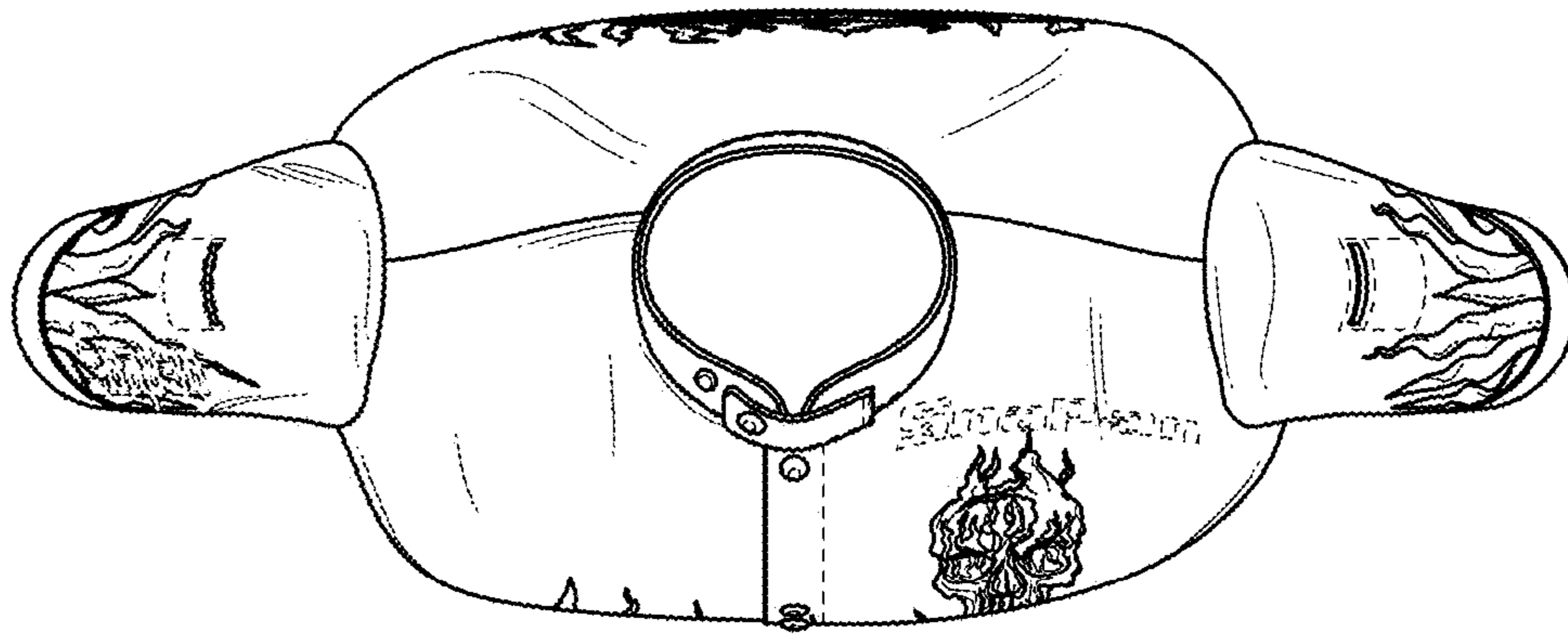


FIG. 6

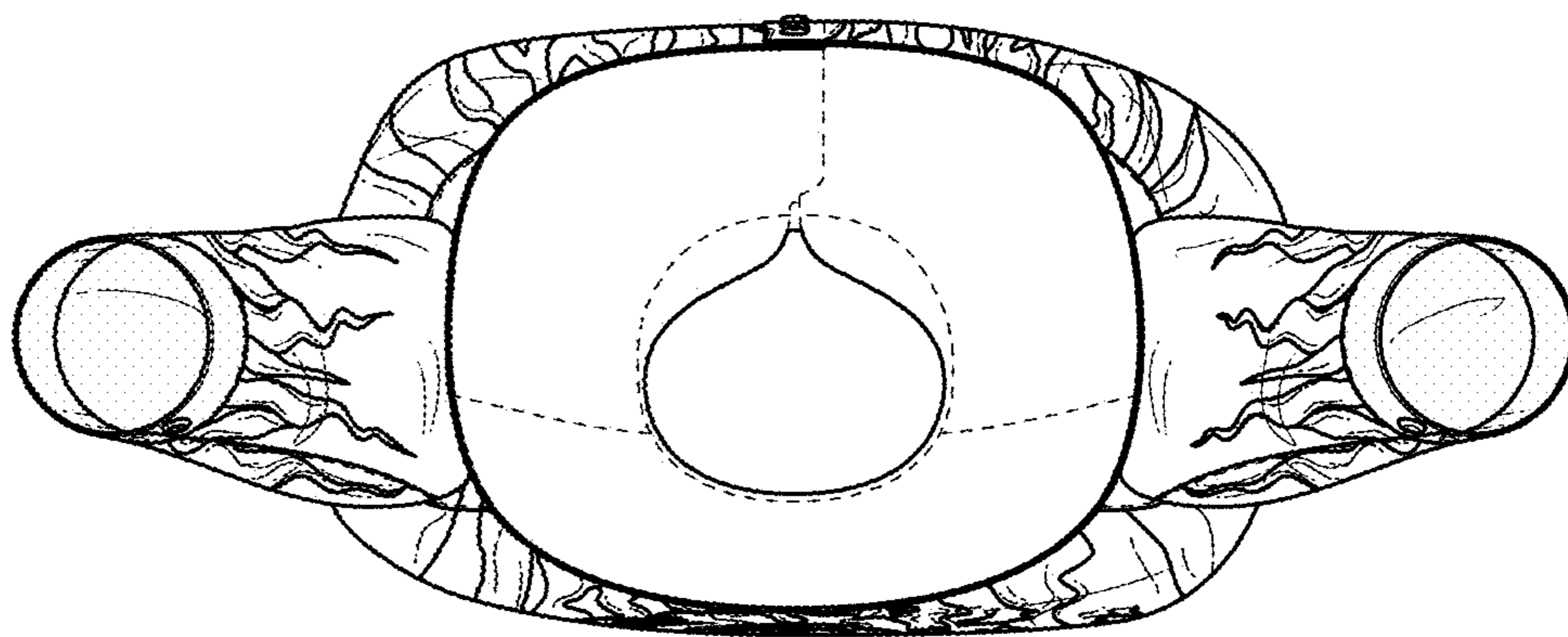


FIG. 7