



US00D816288S

(12) **United States Design Patent**
Hunt, III

(10) **Patent No.:** **US D816,288 S**

(45) **Date of Patent:** **** Apr. 24, 2018**

- (54) **BOTTOM DECK OF A PALLET**
- (71) Applicant: **iGPS Logistics LLC**, Orlando, FL (US)
- (72) Inventor: **Ellwood Phillip Hunt, III**, Orlando, FL (US)
- (73) Assignee: **iGPS Logistics LLC**, Orlando, FL (US)
- (**) Term: **15 Years**
- (21) Appl. No.: **29/584,982**
- (22) Filed: **Nov. 18, 2016**
- (51) **LOC (11) Cl.** **09-08**
- (52) **U.S. Cl.**
USPC **D34/38**
- (58) **Field of Classification Search**
USPC D34/38
CPC B65D 19/02; B65D 19/00; B65D 19/38;
B65D 19/06; B65D 19/12
See application file for complete search history.

D472,360 S *	3/2003	Medoff	D34/38
D485,659 S *	1/2004	Medoff	D34/38
D633,273 S *	2/2011	Kellerer	D34/38
D661,453 S *	6/2012	Kelly	D34/38
D704,915 S *	5/2014	Reyhan	D34/38
D724,809 S *	3/2015	Howland	D34/38
D753,392 S *	4/2016	Haas	D3/272
D798,024 S *	9/2017	Poran	D34/38
2005/0145144 A1 *	7/2005	Gab	B65D 19/38 108/55.3
2009/0064906 A1 *	3/2009	Cance	B65D 19/0038 108/56.3

* cited by examiner

Primary Examiner — Cynthia Ramirez

(74) *Attorney, Agent, or Firm* — Greenberg Traurig, LLP

(57) **CLAIM**

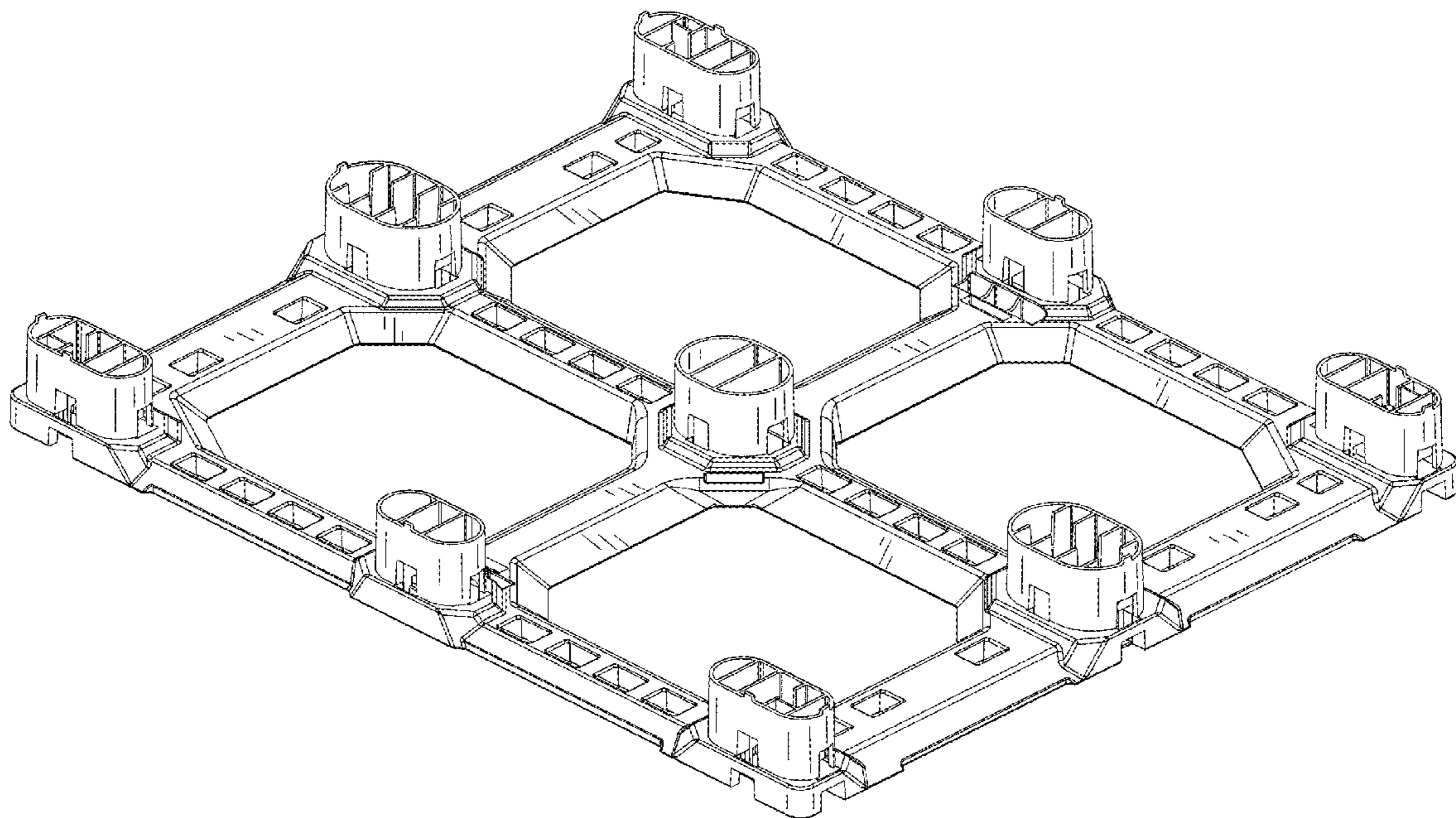
The ornamental design for a bottom deck of a pallet, as shown and described.

DESCRIPTION

FIG. 1 is a top perspective view of a bottom deck of a pallet showing my new design;
 FIG. 2 is a bottom perspective view thereof;
 FIG. 3 is a top plan view thereof;
 FIG. 4 is a bottom view thereof;
 FIG. 5 is a right side elevational view thereof;
 FIG. 6 is a left side elevational view thereof;
 FIG. 7 is front side elevational view thereof; and,
 FIG. 8 is a rear side elevational view thereof.

1 Claim, 6 Drawing Sheets

- (56) **References Cited**
U.S. PATENT DOCUMENTS
- D232,019 S * 7/1974 Rehrig et al. D34/38
- D258,948 S * 4/1981 Stump, Jr. D34/38
- 5,094,175 A * 3/1992 Christie B65D 19/0069
108/56.1
- D404,179 S * 1/1999 Apps D34/38
- D464,186 S * 10/2002 Medoff D34/38



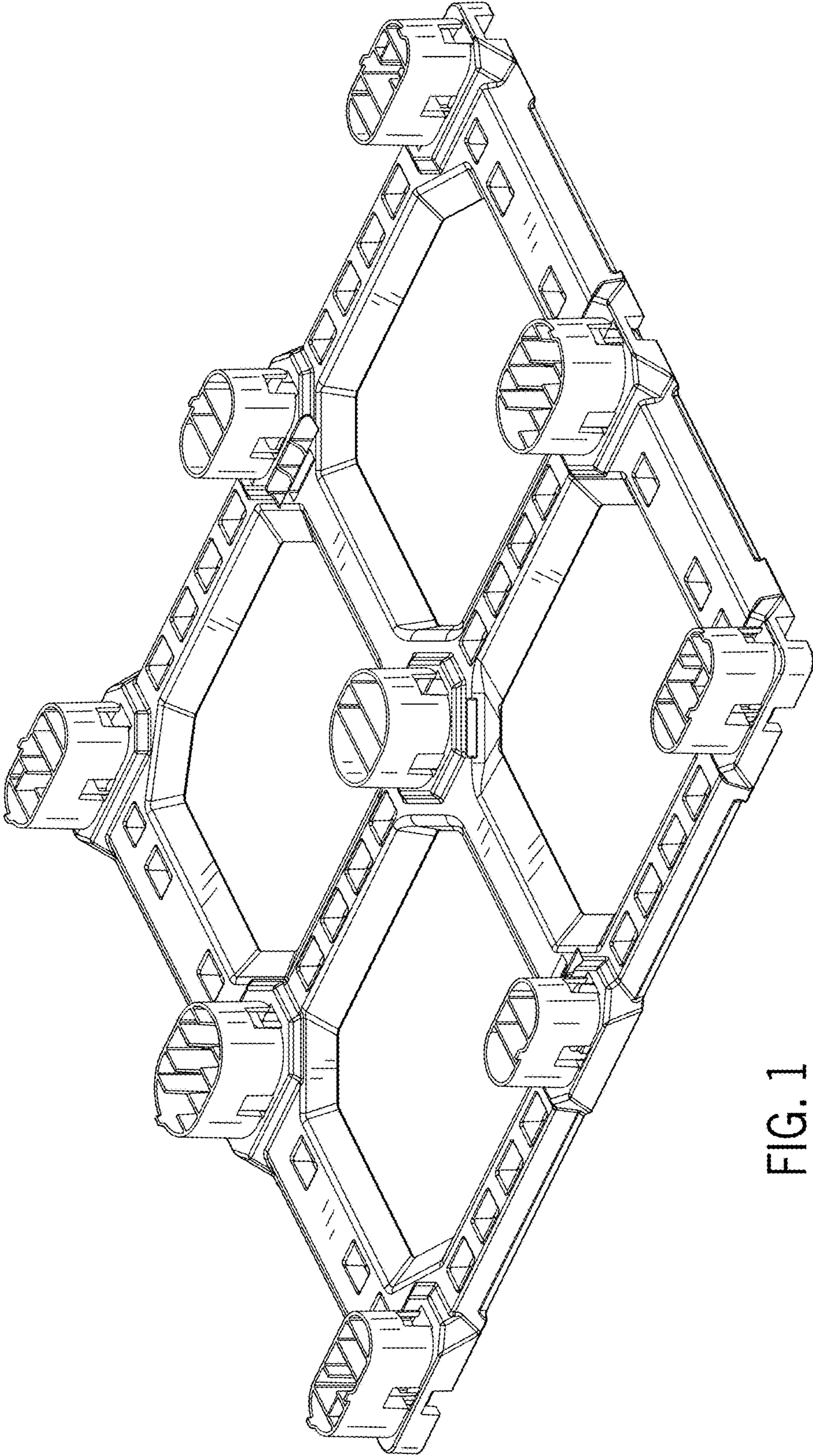


FIG. 1

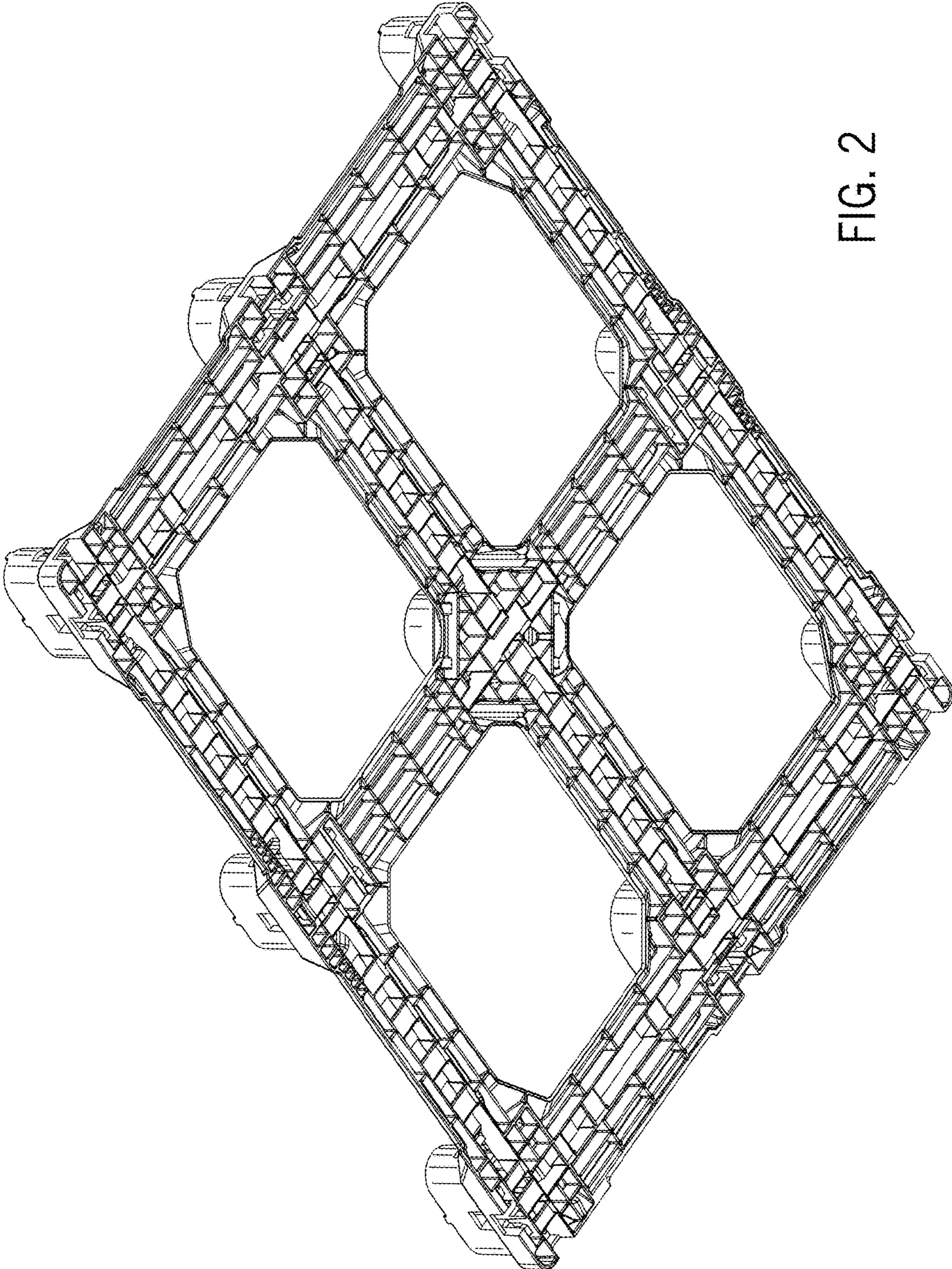


FIG. 2




FIG. 3

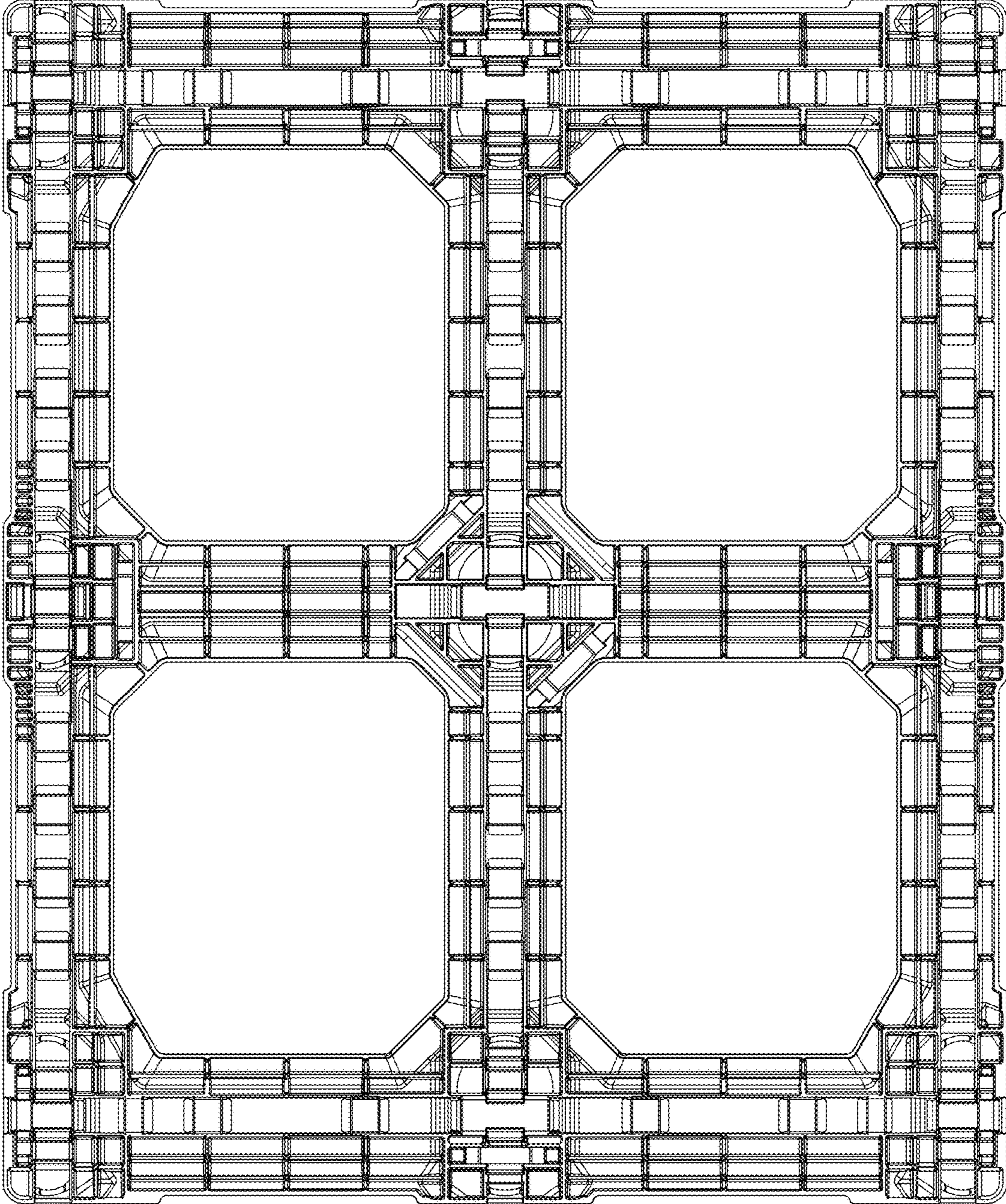


FIG. 4

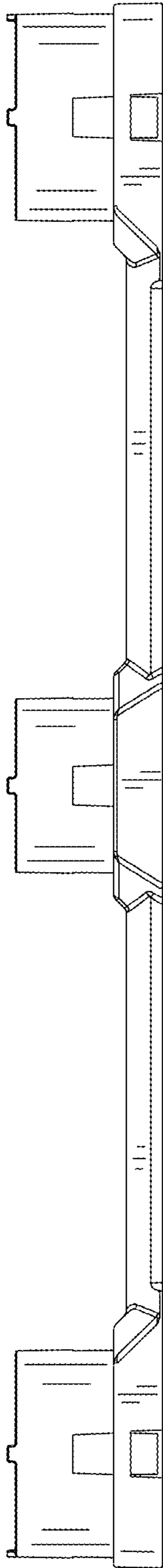


FIG. 5

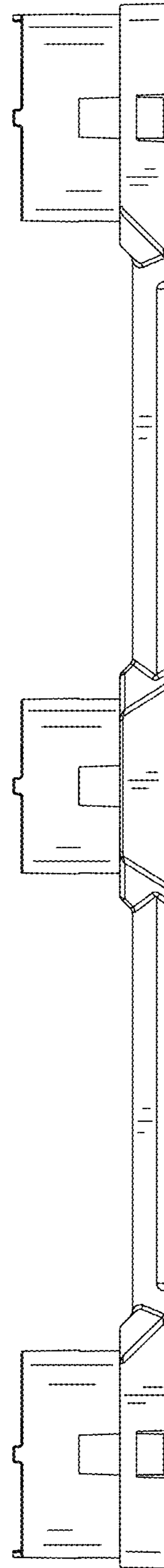


FIG. 6

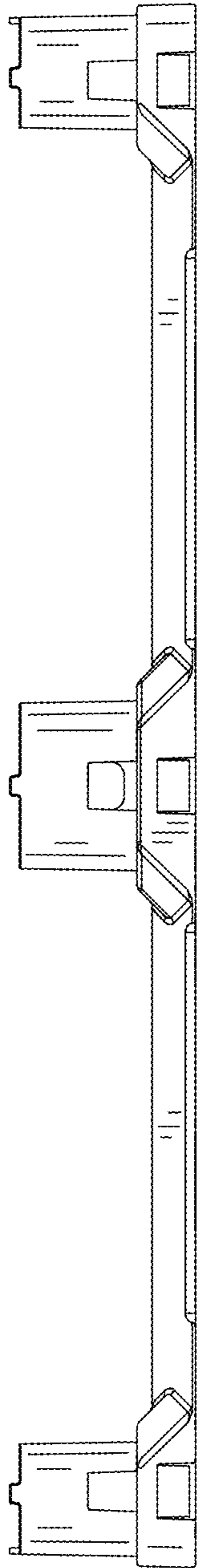


FIG. 7

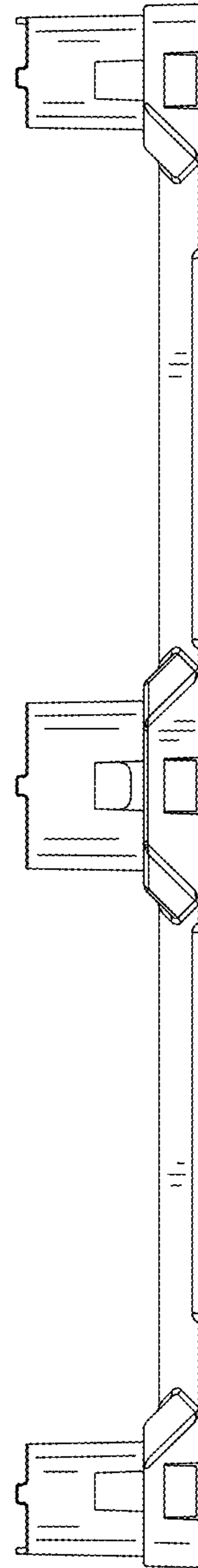


FIG. 8