



US00D816270S

(12) **United States Design Patent** (10) **Patent No.:** **US D816,270 S**
Yue (45) **Date of Patent:** **** Apr. 24, 2018**

- (54) **HEATED HAIR STRAIGHTENER**
- (71) Applicant: **Conair Corporation**, Stamford, CT (US)
- (72) Inventor: **Po Kwan Brenda Yue**, Hong Kong (CN)
- (73) Assignee: **CONAIR CORPORATION**, Stamford, CT (US)
- (**) Term: **15 Years**
- (21) Appl. No.: **29/577,003**
- (22) Filed: **Sep. 8, 2016**
- (51) **LOC (11) Cl.** **28-03**
- (52) **U.S. Cl.**
USPC **D28/35**
- (58) **Field of Classification Search**
USPC D28/10, 33, 35, 36, 37, 38, 55, 56, 57, D28/60, 61; 132/221, 224, 225, 245, 132/255, 211, 269, 169, 222, 223; 219/225, 222
CPC ... A45D 1/00; A45D 1/02; A45D 1/04; A45D 1/08; A45D 1/10; A45D 1/12; A45D 1/14; A45D 1/16; A45D 2/001
See application file for complete search history.

- D606,254 S 12/2009 Leung
- D606,256 S 12/2009 Leung
- D606,257 S 12/2009 Leung
- D607,602 S 1/2010 Kwok
- D609,400 S 2/2010 Yang
- D609,402 S 2/2010 Cheung
- D627,511 S 11/2010 Kim
- D627,512 S 11/2010 Kim
- D627,924 S 11/2010 Lee
- D627,925 S 11/2010 Nenadich
- D629,156 S 12/2010 Kim
- D632,428 S 2/2011 Kim
- D632,429 S 2/2011 Kim
- D641,927 S 7/2011 Kim
- D645,614 S 9/2011 Kim

(Continued)

Primary Examiner — Lakiya G Rogers
Assistant Examiner — Altaira J Swangin
(74) *Attorney, Agent, or Firm* — Lawrence Cruz, Esq.; Joseph W. Schmidt, P.C.

(57) **CLAIM**

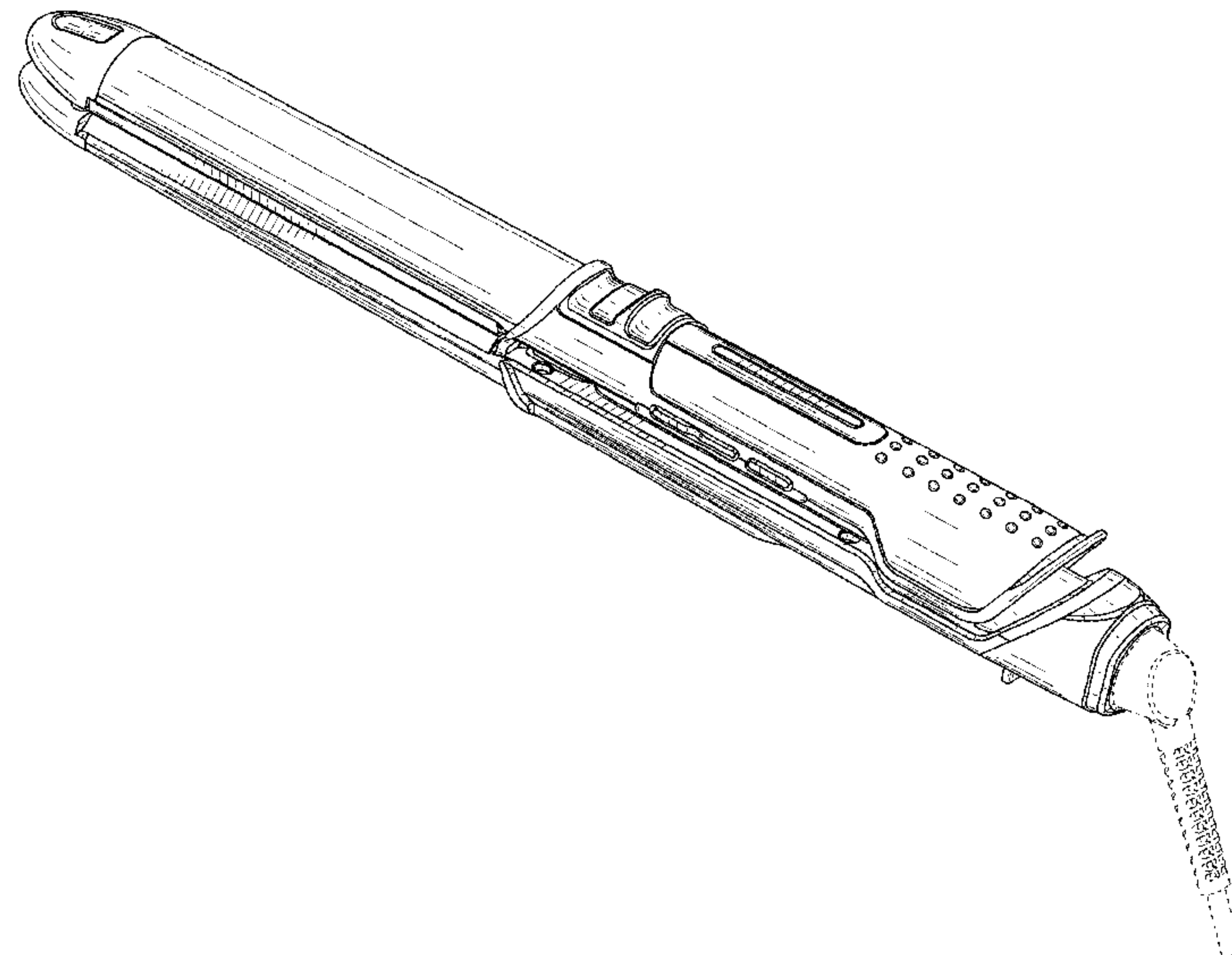
The ornamental design(s) for a heated hair straightener, as shown and described.

DESCRIPTION

FIG. 1 is a perspective view of the heated hair straightener in accordance with the principles of the present disclosure FIG. 2 is a top plan view of the heated hair straightener; FIG. 3 is a bottom plan view of the heated hair straightener; FIG. 4 is a left side elevation view of the heated hair straightener; FIG. 5 is a right side elevation view of the heated hair straightener; FIG. 6 is a front axial view of the heated hair straightener; and, FIG. 7 is a rear axial view of the heated hair straightener. The broken lines shown indicate unclaimed portions of the article and form no part of the claimed design.

1 Claim, 4 Drawing Sheets

- (56) **References Cited**
U.S. PATENT DOCUMENTS
- 7,178,532 B2 2/2007 Kayser
- D538,977 S 3/2007 Shin
- D544,646 S 6/2007 Overend
- D559,447 S 1/2008 Leung
- D567,999 S 4/2008 Leung
- D570,044 S 5/2008 Leung
- D586,038 S 2/2009 Kim
- D596,790 S 7/2009 Rizzuto
- D606,253 S 12/2009 Leung



(56)

References Cited

U.S. PATENT DOCUMENTS

D649,288	S	11/2011	Koehler	
D650,129	S *	12/2011	Hein	D28/35
D650,130	S *	12/2011	Hein	D28/35
D650,941	S	12/2011	Sidebotham	
D651,741	S	1/2012	Kim	
D651,743	S	1/2012	Kim	
D654,619	S *	2/2012	Julemont	D28/10
D672,088	S	12/2012	Julemont	
D672,089	S	12/2012	Julemont	
8,418,699	B2	4/2013	Kim	
D682,467	S	5/2013	Kim	
D682,468	S	5/2013	Kim	
8,541,715	B2	9/2013	Overend et al.	
D698,486	S	1/2014	Deng	
D716,497	S	10/2014	Renault	
8,919,352	B2	12/2014	Cocks et al.	
D726,964	S	4/2015	Smith et al.	
D729,450	S	5/2015	Van Maanen	
D787,122	S *	5/2017	Chen	D28/35
D798,503	S *	9/2017	Ceva	D28/35
D804,725	S *	12/2017	Yue	D28/35
2009/0114240	A1 *	5/2009	Leung	A45D 1/06 132/224
2011/0247647	A1 *	10/2011	Kim	A45D 1/04 132/269
2012/0111357	A1 *	5/2012	Amkie	A45D 1/04 132/230
2015/0335121	A1 *	11/2015	Floessholzer	A45D 1/04 132/269
2016/0271646	A1 *	9/2016	deGrood	A45D 1/06
2017/0013931	A1 *	1/2017	Chen	A45D 19/16
2017/0164708	A1 *	6/2017	deGrood	A45D 6/20
2017/0188681	A1 *	7/2017	Leung	A45D 2/001
2017/0238680	A1 *	8/2017	Kim	A45D 1/04
2017/0311690	A1 *	11/2017	Feng	A45D 2/001

* cited by examiner

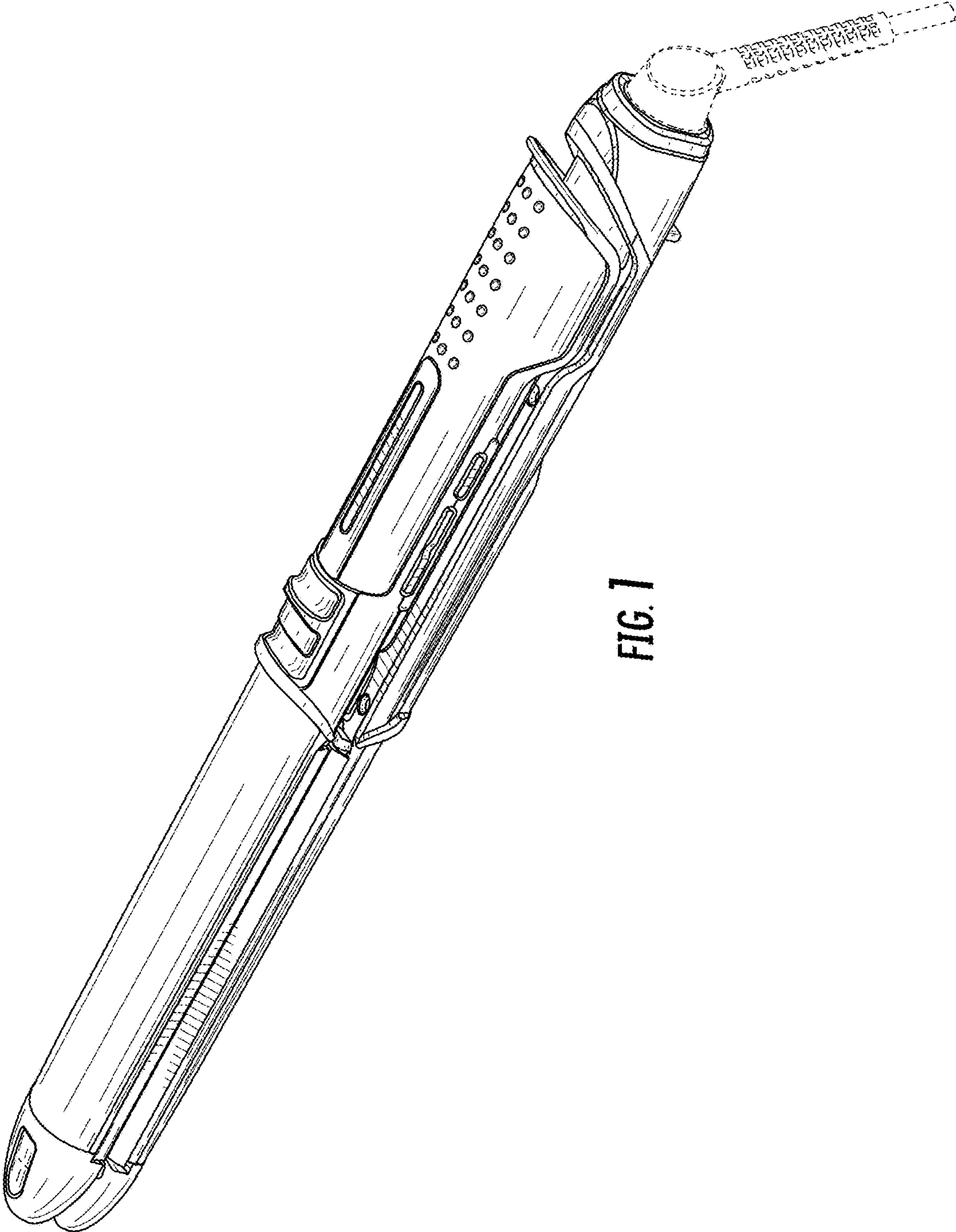


FIG. 1

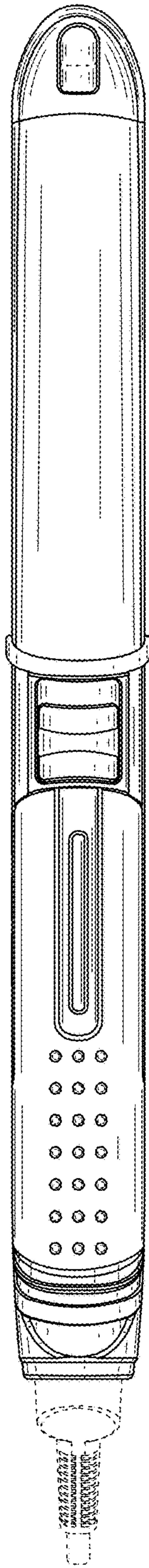


FIG. 2

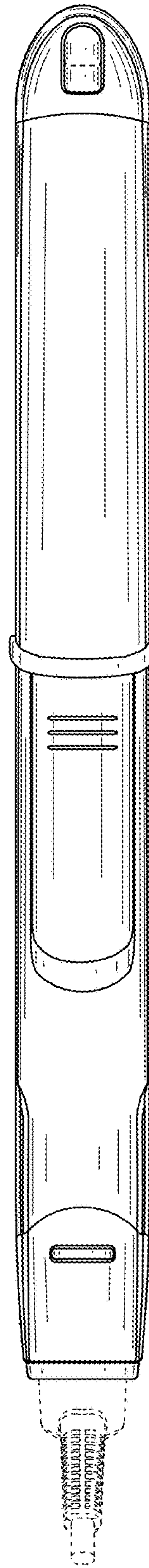


FIG. 3


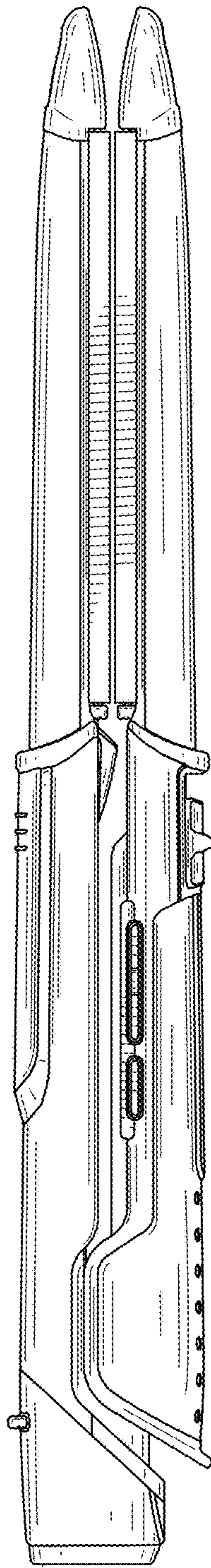


FIG. 4

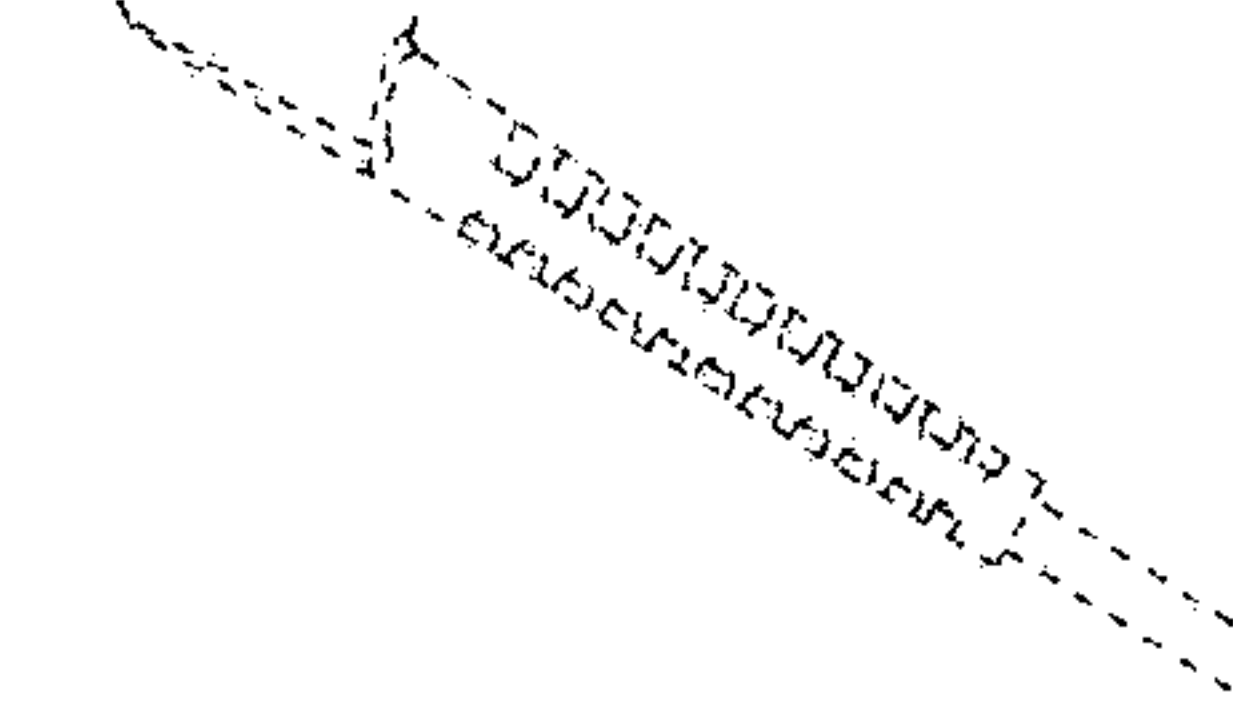
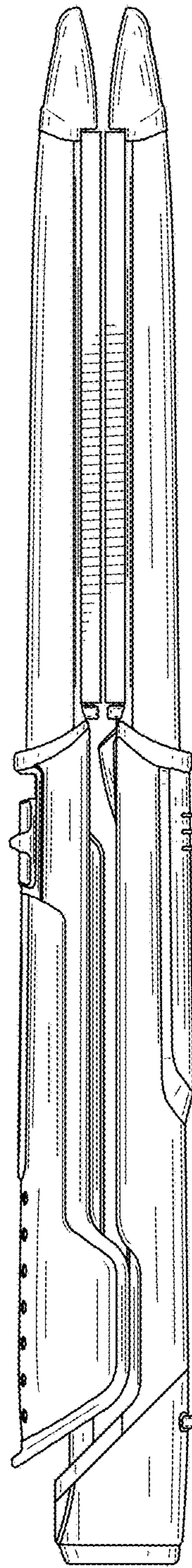


FIG. 5

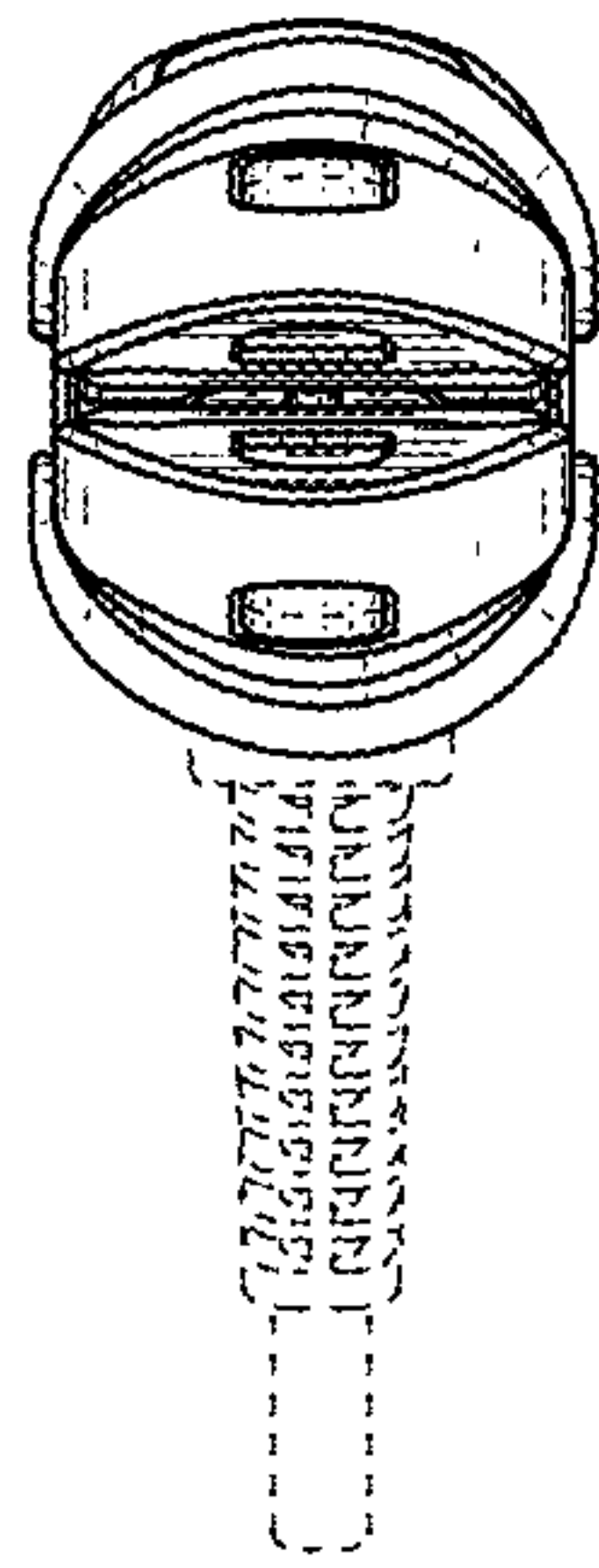


FIG. 6

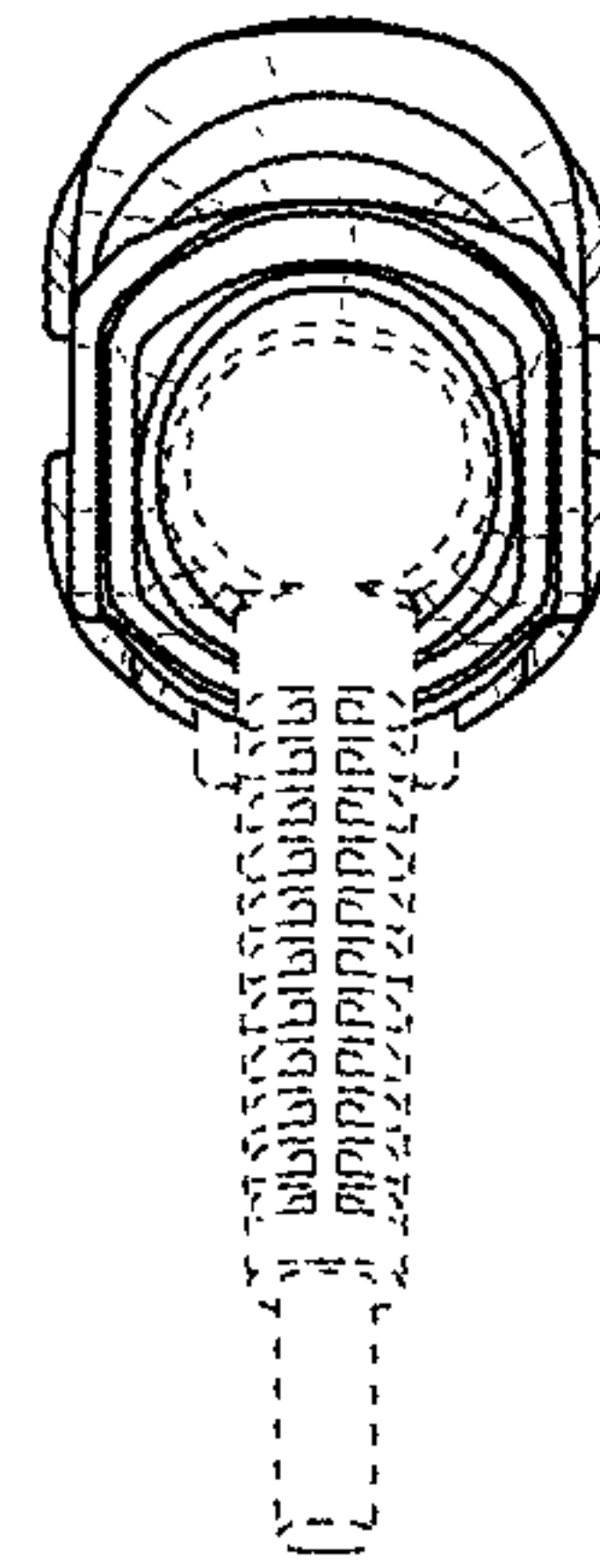


FIG. 7