



US00D816234S

(12) **United States Design Patent**  
**Calvello et al.**

(10) **Patent No.:** **US D816,234 S**  
(45) **Date of Patent:** **\*\* Apr. 24, 2018**

(54) **LUMBAR BRACE WITH COLD PACK**

(71) Applicant: **GB Orthopedic Bracing LLC**,  
Manchester, NH (US)

(72) Inventors: **Danielle N. Calvello**, Katonah, NY  
(US); **Douglas M. Goumas**, Bedford,  
NH (US); **Michael N. Bordieri, Jr.**,  
Katonah, NY (US)

(73) Assignee: **GB Orthopedic Bracing LLC**,  
Manchester, NH (US)

(\*\*) Term: **15 Years**

(21) Appl. No.: **29/582,750**

(22) Filed: **Oct. 31, 2016**

(51) **LOC (11) Cl.** ..... **24-02**

(52) **U.S. Cl.**  
USPC ..... **D24/190**

(58) **Field of Classification Search**  
USPC ..... D24/188, 189, 190, 191, 206, 207;  
607/98, 108-111; D2/897, 905, 909-914;  
602/5, 6, 20-22, 64; 2/159, 161.1-161.6;  
D29/100, 101.3, 101.5  
CPC .. A61F 5/028; A61F 5/02; A61F 5/022; A61F  
5/055; Y10S 128/23  
See application file for complete search history.

(56) **References Cited**

**U.S. PATENT DOCUMENTS**

5,062,414	A	11/1991	Grim	
5,179,942	A	1/1993	Drulias et al.	
D358,215	S *	5/1995	Reed	D24/190
D375,186	S *	11/1996	Kim	D13/183
5,628,721	A	5/1997	Arnold et al.	
6,588,020	B1	7/2003	Stewart, III et al.	
D496,108	S *	9/2004	Machin	D24/190
7,001,350	B2	2/2006	Grosso	
7,083,585	B2 *	8/2006	Latham	A61F 5/028 602/19
7,727,172	B2 *	6/2010	Wang	A61F 5/028 602/19
D625,019	S *	10/2010	Chiang	D24/190

D629,115	S *	12/2010	Robertson	D24/190
D635,682	S *	4/2011	Chiang	D24/190
D636,494	S	4/2011	Garth et al.	
D638,949	S *	5/2011	Martinez	D24/190
8,216,163	B2	7/2012	Edelman	
8,235,925	B2	8/2012	Cavalieri et al.	
8,328,742	B2	12/2012	Bledsoe	

(Continued)

**OTHER PUBLICATIONS**

Horizon 627 Lumbar, 1 page, [retrieved from the Internet],  
<URL:http://www.aspenmp.com/products/lower-spine/horizon-  
627-lumbar/>, retrieved on Apr. 1, 2016.

(Continued)

*Primary Examiner* — Thomas Johannes

*Assistant Examiner* — Samantha Q Lawrence

(74) *Attorney, Agent, or Firm* — Lipsitz & McAllister,  
LLC

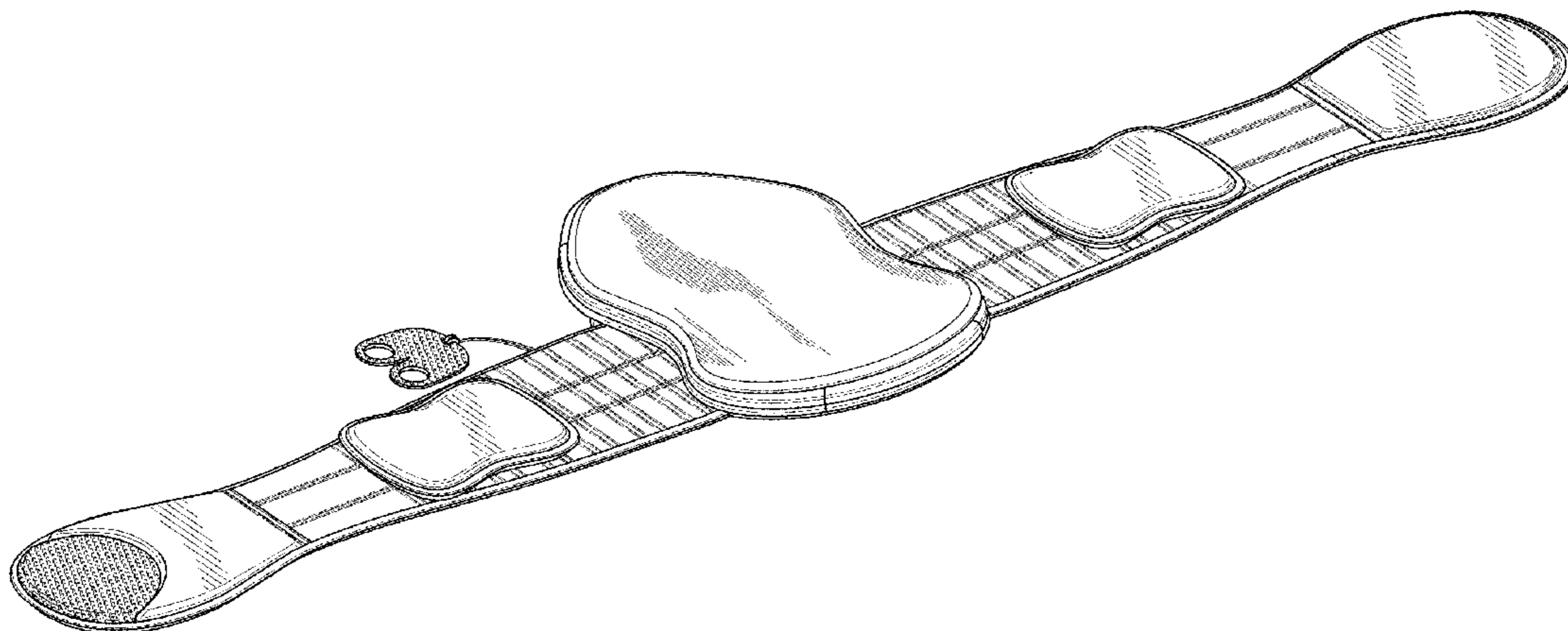
(57) **CLAIM**

The ornamental design for a lumbar brace with cold pack, as  
shown and described.

**DESCRIPTION**

FIG. 1 is a top perspective view of a lumbar brace with cold  
pack showing the new design, with belt arms in an extended  
position;  
FIG. 2 is a top plan view thereof;  
FIG. 3 is a bottom plan view thereof;  
FIG. 4 is a left side view thereof;  
FIG. 5 is a right side view thereof;  
FIG. 6 is a front view thereof;  
FIG. 7 is a rear view thereof;  
FIG. 8 is an exploded perspective view thereof;  
FIG. 9 is a top perspective view of the lumbar brace with  
cold pack, with the belt arms in a shortened position; and,  
FIG. 10 is a bottom perspective view of the lumbar brace  
with cold pack, with a back flap in an open position.

**1 Claim, 7 Drawing Sheets**



(56)

**References Cited**

## U.S. PATENT DOCUMENTS

8,372,023 B2 2/2013 Garth et al.  
8,382,693 B1 \* 2/2013 Guldalian ..... A61F 5/028  
602/19  
8,409,122 B2 4/2013 Cropper et al.  
D695,902 S \* 12/2013 Daniels ..... D24/206  
8,795,214 B1 \* 8/2014 Conti ..... A61F 5/02  
602/19  
D725,786 S \* 3/2015 Romo ..... D24/190  
9,066,792 B2 6/2015 Garth et al.  
2009/0138064 A1 5/2009 Horn  
2009/0163841 A1 6/2009 Garth  
2016/0051392 A1 2/2016 Dudkiewicz et al.

## OTHER PUBLICATIONS

Endeavor 37, L0637 Back Brace—Spectrum Medical, 4 pages, [retrieved from the Internet], <URL:<http://www.spectrum4med.com/shop/endeavor-lso-l0637-back-brace/>>, retrieved on Apr. 1, 2016.

Breg Aspen Horizon 627 Lumbar Support, Freedom Braces, 4 pages, [retrieved from the Internet], <URL:<http://freedombraces.com/breg-horizon-627-lumbar-back-brace.html>>, retrieved on Apr. 1, 2016.

Freedom Spinal LSO back brace, Freedom Spinal LSO, 2 pages, [retrieved from the Internet], <URL:<http://www.mmarmedical.com/Freedom-Spinal-LSO-p/f631.htm>>, retrieved on Apr. 1, 2016.

Hybrid HC Lumbar Support Brace, 2 pages, [retrieved from the Internet], <URL:<http://www.mmarmedical.com/Hybrid-HC-Lumbar-Support-Brace-p/5000001.htm>>, retrieved on Apr. 4, 2016.

\* cited by examiner

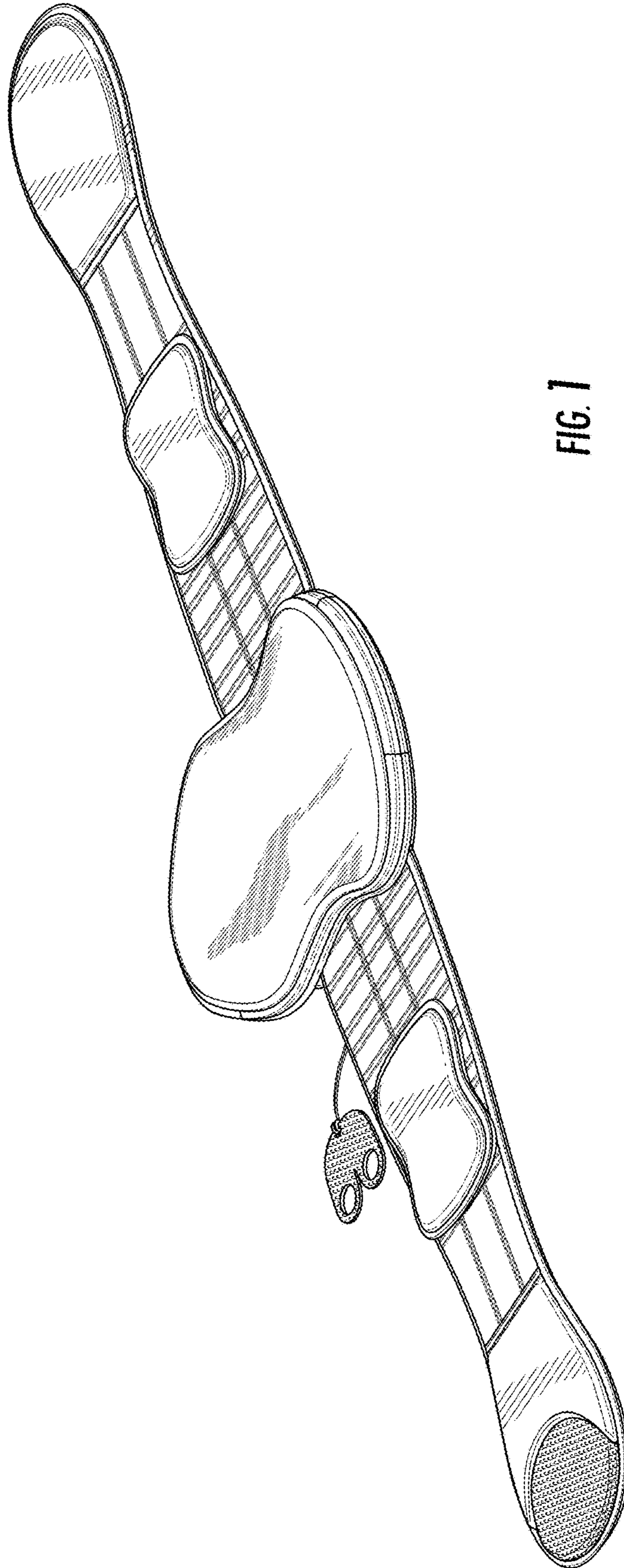


FIG. 1

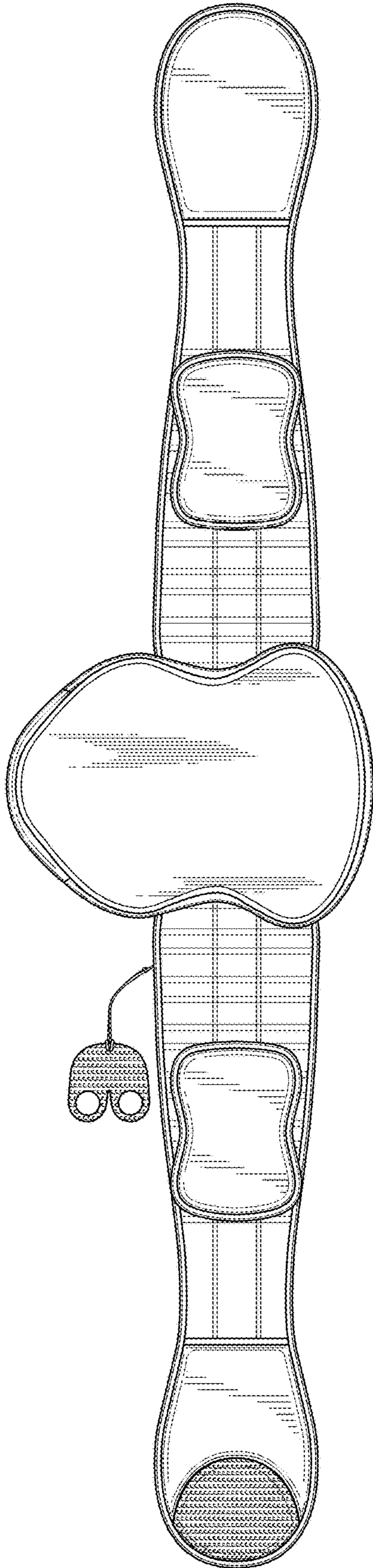


FIG. 2

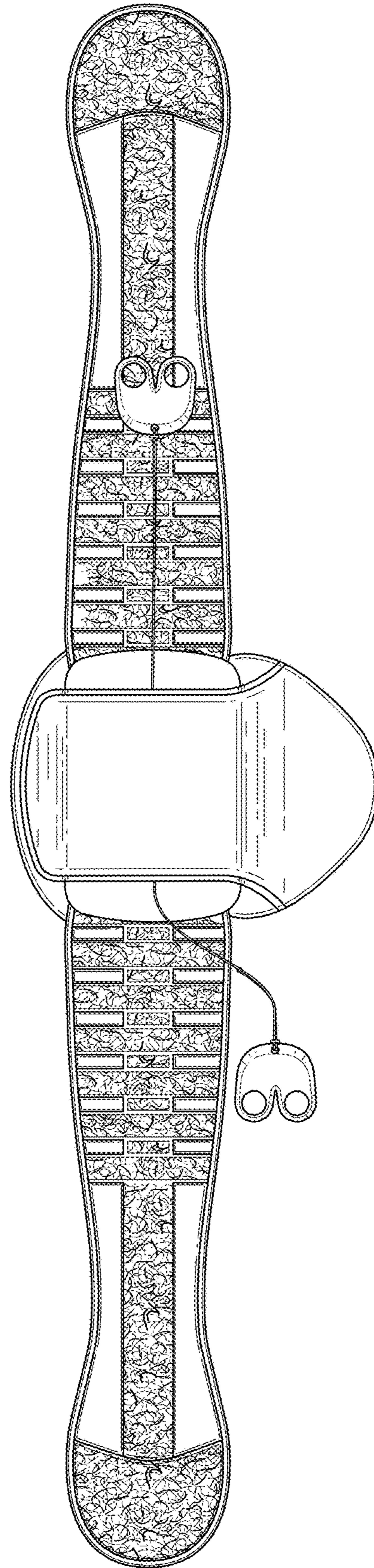
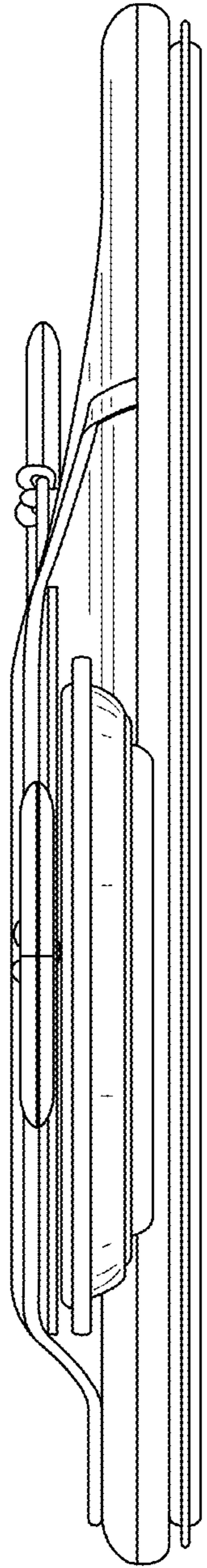
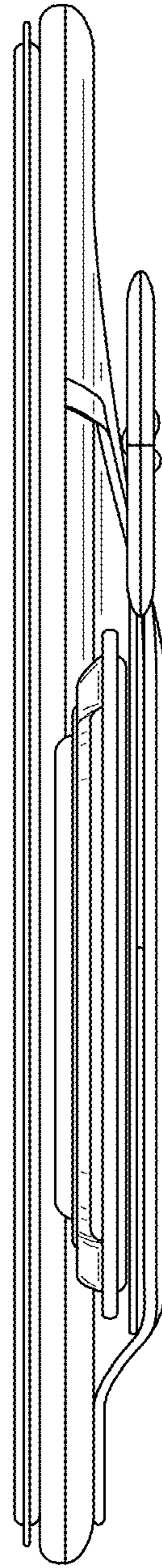



FIG. 3



**FIG. 4**



**FIG. 5**



**FIG. 6**



**FIG. 7**

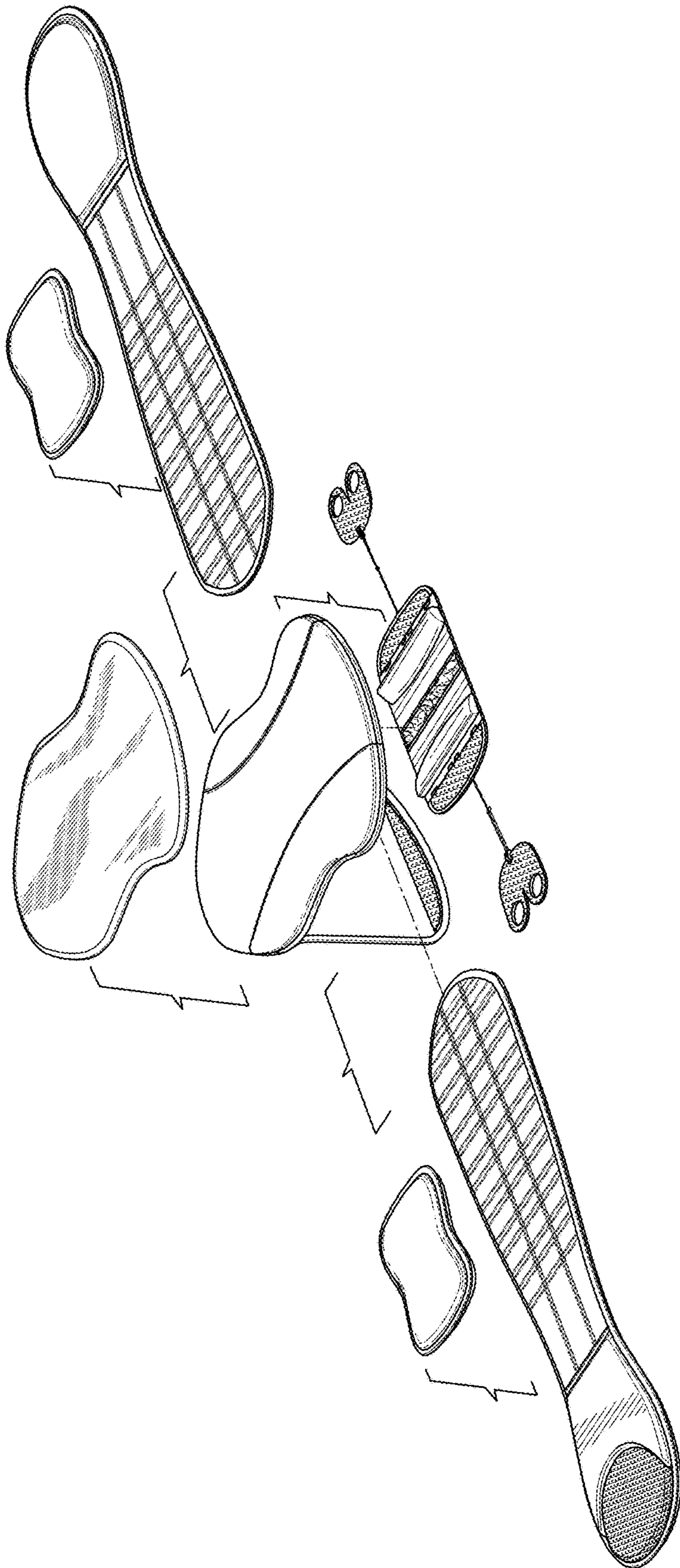


FIG. 8

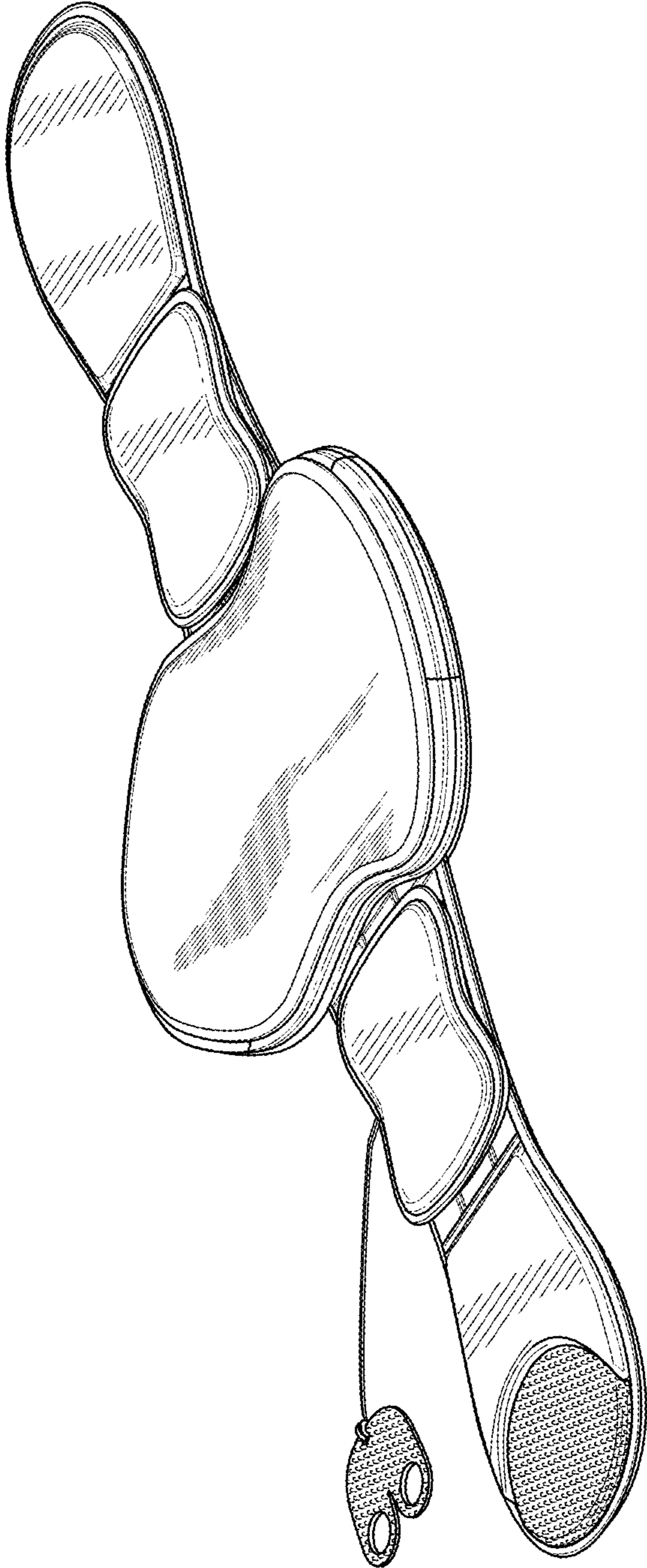


FIG. 9



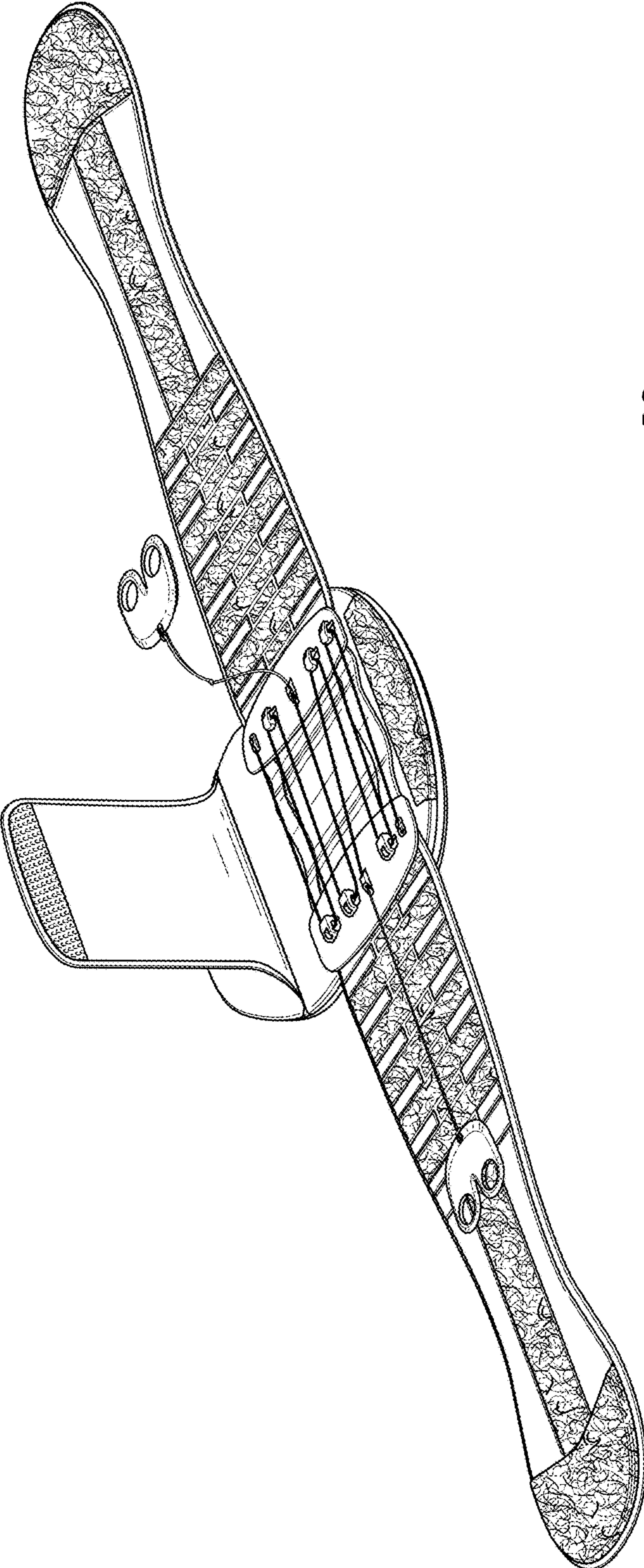


FIG. 10