



US00D816221S

(12) **United States Design Patent** (10) **Patent No.:** **US D816,221 S**
Limem et al. (45) **Date of Patent:** **** Apr. 24, 2018**

(54) **THREE DIMENSIONAL MASTOPEXY IMPLANT**

5,759,204 A 6/1998 Seare
5,990,378 A 11/1999 Ellis
6,210,439 B1 4/2001 Firmin

(Continued)

(71) Applicant: **Tepha, Inc.**, Lexington, MA (US)

FOREIGN PATENT DOCUMENTS

(72) Inventors: **Skander Limem**, Melrose, MA (US);
Emily Stires, Boston, MA (US);
Rebecca Marciante, North Reading, MA (US); **Said Rizk**, Windham, NH (US); **Arikha Moses**, New York, NY (US); **Fabio Felix**, Foxborough, MA (US); **Bruce Van Natta**, Westfield, IN (US)

WO 2004/096098 11/2004
WO 2006/117622 11/2006

(Continued)

OTHER PUBLICATIONS

(73) Assignee: **Tepha, Inc.**, Lexington, MA (US)

Auclair, et al, "Repair of mammary ptosis by insertion of an internal absorbable support and periareolar scar," *Ann Chir Plast Esthet*, 1993, 38, No. 1, pp. 107-113.

(Continued)

(**) Term: **15 Years**

Primary Examiner — Charles Hanson

(21) Appl. No.: **29/600,341**

(74) *Attorney, Agent, or Firm* — Convergent Law Group LLP; Rick Batt

(22) Filed: **Apr. 11, 2017**

(57) **CLAIM**

(51) **LOC (11) Cl.** **24-02**

The ornamental design for a three dimensional mastopexy implant, as shown and described.

(52) **U.S. Cl.**

DESCRIPTION

USPC **D24/155**

(58) **Field of Classification Search**

USPC D24/155

CPC A61F 2/12

See application file for complete search history.

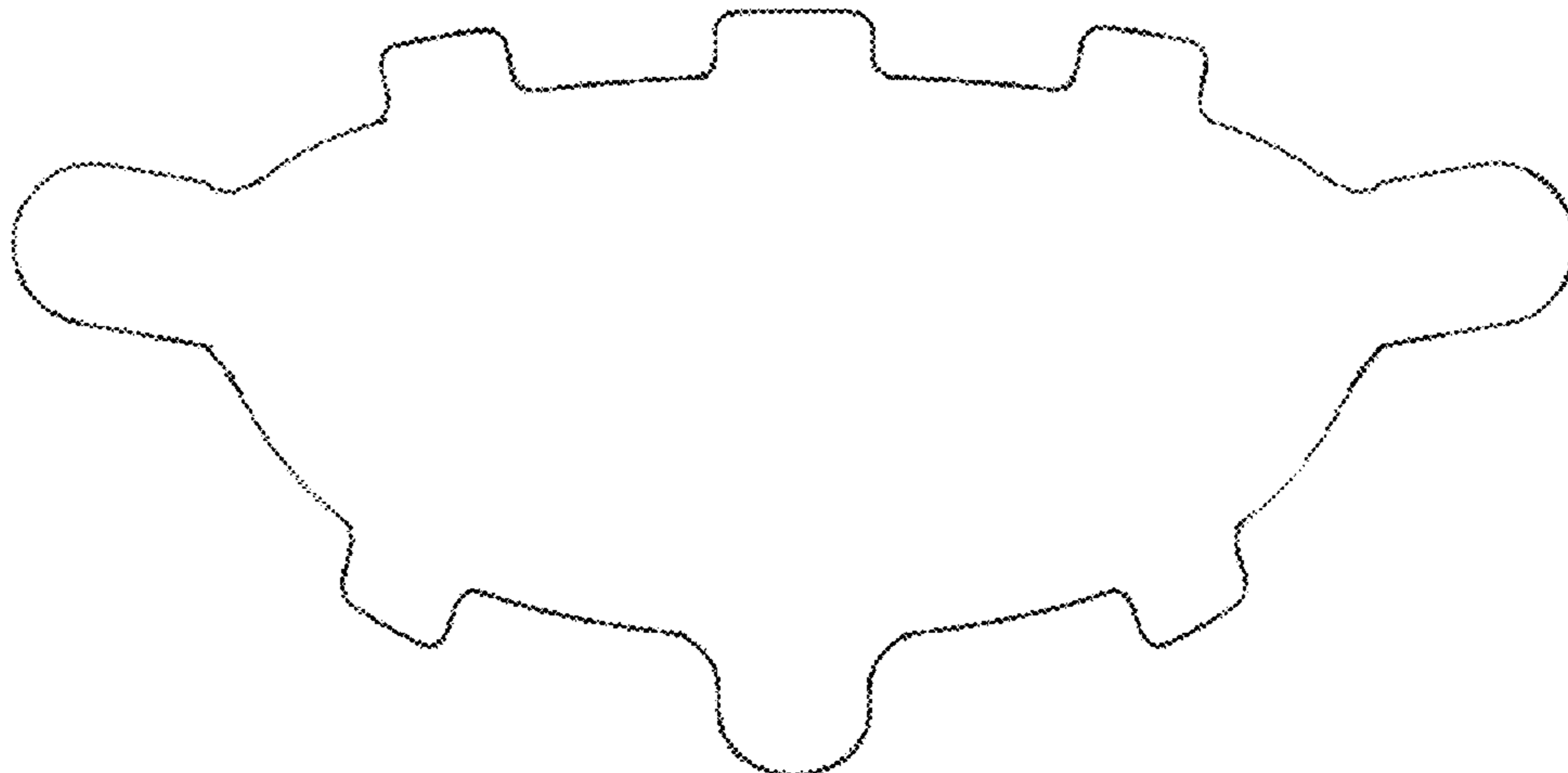
FIG. 1 is a front view of a three dimensional mastopexy implant showing our new design;
FIG. 2 is a first side view of the three dimensional mastopexy implant shown in FIG. 1;
FIG. 3 is a bottom view of the three dimensional mastopexy implant shown in FIG. 1;
FIG. 4 is a second side view of the three dimensional mastopexy implant shown in FIG. 1;
FIG. 5 is a top view of the three dimensional mastopexy implant shown in FIG. 1;
FIG. 6 is a rear view of the three dimensional mastopexy implant shown in FIG. 1; and,
FIG. 7 is a top, front, side perspective view of the three dimensional mastopexy implant shown in FIG. 1.

(56) **References Cited**

U.S. PATENT DOCUMENTS

4,372,293 A 2/1983 Vijil-Rosales
5,217,494 A 6/1993 Coggins
5,356,429 A 10/1994 Seare
5,500,019 A 3/1996 Johnson
5,545,221 A 8/1996 Hang-Fu
5,584,884 A 12/1996 Pignataro
5,658,328 A 8/1997 Johnson
5,676,161 A 10/1997 Breiner
5,716,404 A 2/1998 Vacanti

1 Claim, 4 Drawing Sheets



(56)

References Cited

U.S. PATENT DOCUMENTS

6,328,765 B1 12/2001 Hardwick
 6,368,541 B1 4/2002 Pajotin
 6,599,323 B2 7/2003 Melican
 6,723,133 B1 4/2004 Pajotin
 6,740,122 B1 5/2004 Pajotin
 6,913,626 B2 7/2005 McGhan
 7,081,135 B2 7/2006 Smith
 7,476,249 B2 1/2009 Frank
 7,670,372 B2 3/2010 Shfaram
 7,875,074 B2 1/2011 Chen
 8,007,531 B2 8/2011 Frank
 8,034,270 B2 10/2011 Martin
 8,858,629 B2 10/2014 Moses
 8,986,377 B2 3/2015 Richter
 9,603,698 B2* 3/2017 Kerr A61F 2/12
 9,655,715 B2* 5/2017 Limem A61F 2/12
 9,707,073 B2* 7/2017 Al-Jasim B29C 41/14
 9,713,524 B2* 7/2017 Glicksman A61F 2/12
 2003/0207649 A1 11/2003 Reeder
 2003/0212461 A1* 11/2003 Vadurro A61F 2/0063
 623/23.64
 2003/0212462 A1* 11/2003 Gryska A61F 2/0063
 623/23.72
 2006/0167338 A1 7/2006 Shfaram
 2006/0211334 A1 9/2006 Smith
 2007/0088434 A1* 4/2007 Frank A61F 2/12
 623/8
 2008/0027273 A1 1/2008 Gutterman
 2008/0082113 A1 4/2008 Bishop
 2008/0097601 A1 4/2008 Codori-Huff
 2008/0154366 A1* 6/2008 Frank A61F 2/0063
 623/8
 2009/0082864 A1 3/2009 Chen
 2009/0240342 A1 9/2009 Lindh
 2009/0248071 A1 10/2009 Saint
 2010/0137679 A1 6/2010 Lashinski
 2010/0191330 A1 7/2010 Laurysen
 2010/0204791 A1 8/2010 Shfaram
 2010/0331612 A1 12/2010 Lashinski
 2011/0009960 A1 1/2011 Altman
 2011/0022171 A1 1/2011 Richter
 2011/0257665 A1 10/2011 Montarino
 2012/0004723 A1 1/2012 Mortarino
 2012/0021738 A1 1/2012 Koo et al.
 2012/0022646 A1 1/2012 Montarino
 2012/0158134 A1 6/2012 Codori-Huff
 2012/0185041 A1 7/2012 Mortarino
 2012/0221105 A1 8/2012 Altman
 2012/0232653 A1 9/2012 Saint
 2012/0283826 A1 11/2012 Moses
 2013/0066423 A1 3/2013 Bishop
 2013/0103149 A1 4/2013 Altman
 2013/0178699 A1 7/2013 Saint
 2013/0178875 A1 7/2013 Horton
 2013/0253645 A1 9/2013 Kerr
 2013/0304098 A1 11/2013 Mortarino
 2014/0200396 A1 7/2014 Lashinsky
 2014/0222146 A1 8/2014 Moses
 2014/0222161 A1 8/2014 Moses

2014/0276997 A1 9/2014 Harrah
 2015/0012089 A1 1/2015 Shetty
 2015/0018946 A1 1/2015 Guteman
 2015/0056131 A1 2/2015 Bernasconi
 2015/0112434 A1* 4/2015 Felix B29C 47/08
 623/8
 2015/0223928 A1 8/2015 Limem
 2015/0351899 A1 12/2015 Mortarino
 2016/0038269 A1 2/2016 Altman
 2016/0151138 A1 6/2016 Guterman
 2017/0216018 A1* 8/2017 Limem A61F 2/12
 2017/0224471 A1* 8/2017 Rehnke A61F 2/12

FOREIGN PATENT DOCUMENTS

WO 2009/001293 12/2008
 WO 2011/119742 9/2011
 WO 2012/122215 9/2012

OTHER PUBLICATIONS

DeBruijn, et al, "Mastopexy with Mesh Reinforcement: The Mechanical Characteristics of Polyester Mesh in the Female Breast," *Plast. Reconstr. Surg.* 124: 364, 2009.
 Goes, "Periareolar mammoplasty: double skin technique with application of polyglactine or mixed mesh," *Plast. Reconstr. Surg.*, 97-859-68 (1996).
 Goes, "Periareolar Mastopexy with FortaPerm," *Aesth. Plast. Surg.*, 34-350-8, 2010.
 Goes, "Periareolar mammoplasty: double-skin technique with application of mesh support," *Clin Plastic Surg* 29 (2002) 349-364.
 Johnson, "Central core reduction mammoplasties and Marlex suspension of breast tissue,"
 P. van Deventer, Improving the Longevity and Results of Mastopexy and Breast Reduction Procedures: Reconstructing an Internal Breast Support System with Biocompatible Mesh to Replace the Supporting Function of the Ligamentous Suspension, *Aesth Plast Surg* (2012) 36:578-589, DOI 10.1007/s00266-011-9845-2.
 Williams, "Poly-4-hydroxybutyrate (P4HB): a new generation of resorbable medical devices for tissue repair and regeneration," DOI 10.1515/bmt-2013-0009 *Biomed Tech* 2013; 58(5): 439-452.
 European Examination Report dated Mar. 14, 2017, for 12754773. 5-1666.
 Written Opinion of ISR issued Nov. 5, 2012 for PCT/US2012/027975.
 "GalaFLEX Mesh . . . Supporting Your Quest for Timeless Beauty," Tepha, Inc. 400109 Rev.B, Oct. 2012.
 "GalaFLEX Mesh," Tepha Inc., www.galateasurgical.com, P/N 400124, Rev.A, Oct. 2013.
 Supplementary European Search Report of the EPO issued Jul. 30, 2014, EP 12754773.5 from PCT/US2012/027075.
 Written Opinion of IPEA dated Jun. 15, 2015 for PCT/US2014/046420.
 Hans P. deBruijn, Siegmund Johannes, "Mastopexy with 3D Preshaped Mesh for Long Term Results: Development of the Internal Bra System," *Aesth Plast Surg.*, 32:757-765, DOI 10.1007/s00266-008-9186-y, 2008.

* cited by examiner

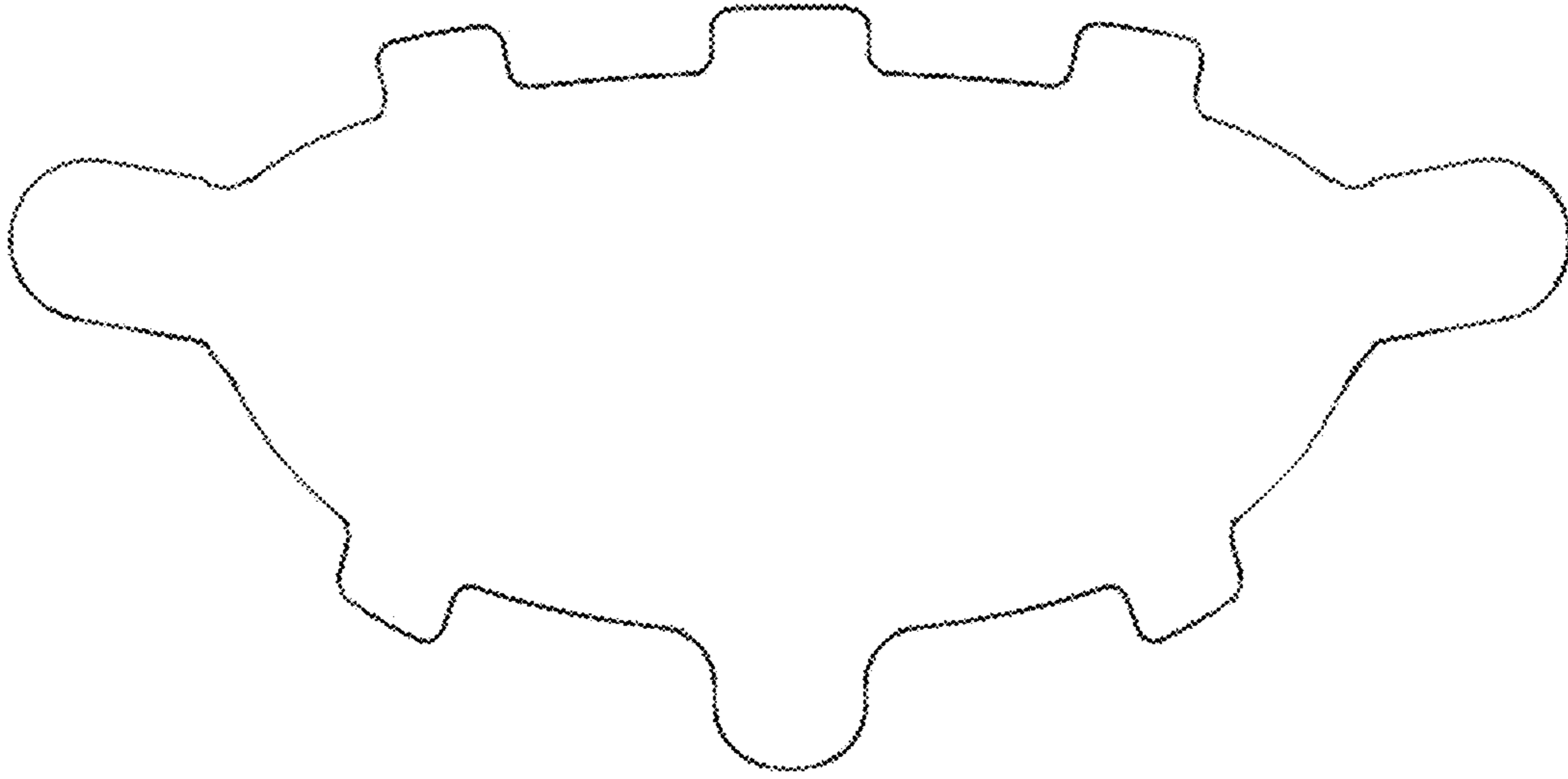


Figure 1

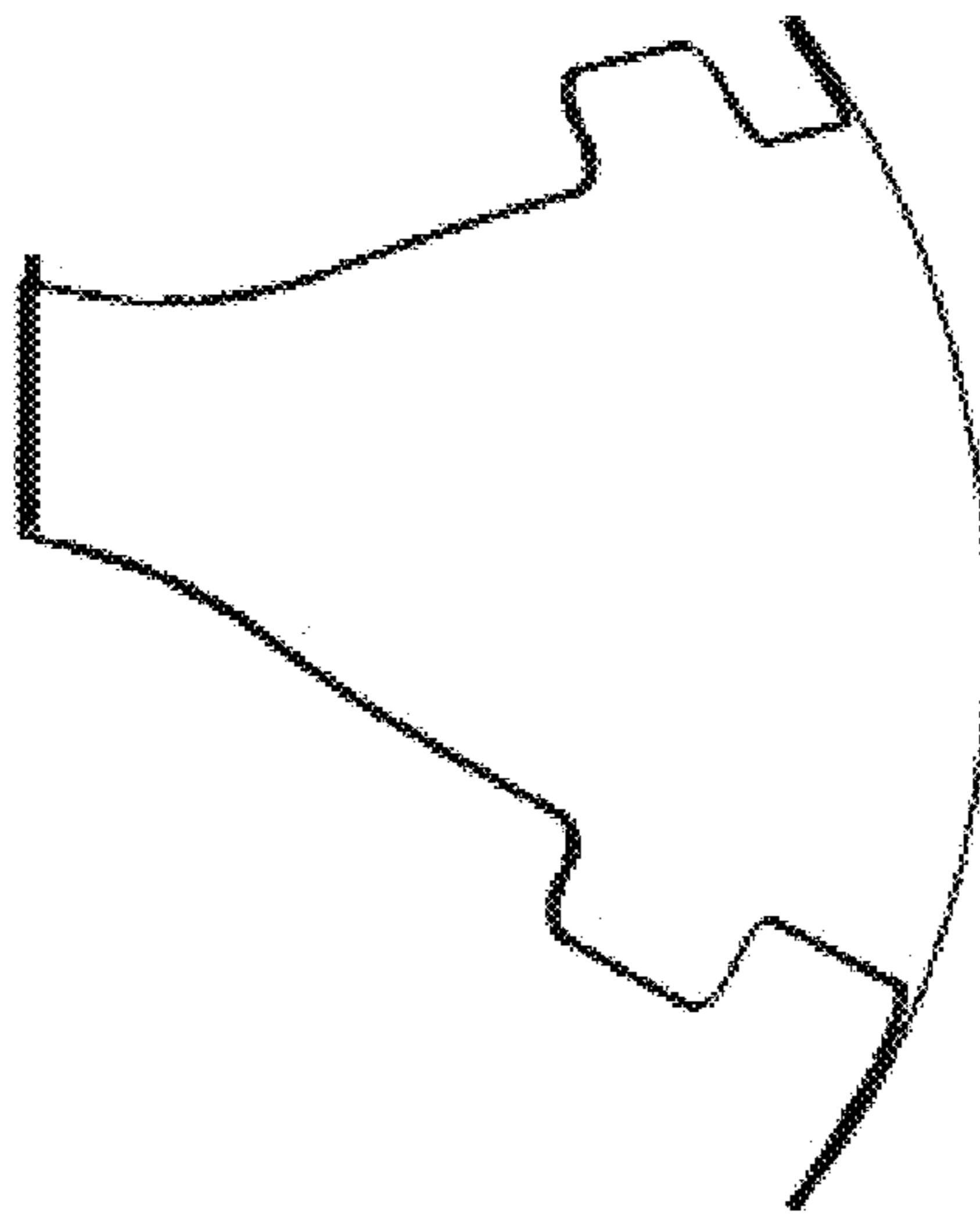


Figure 2

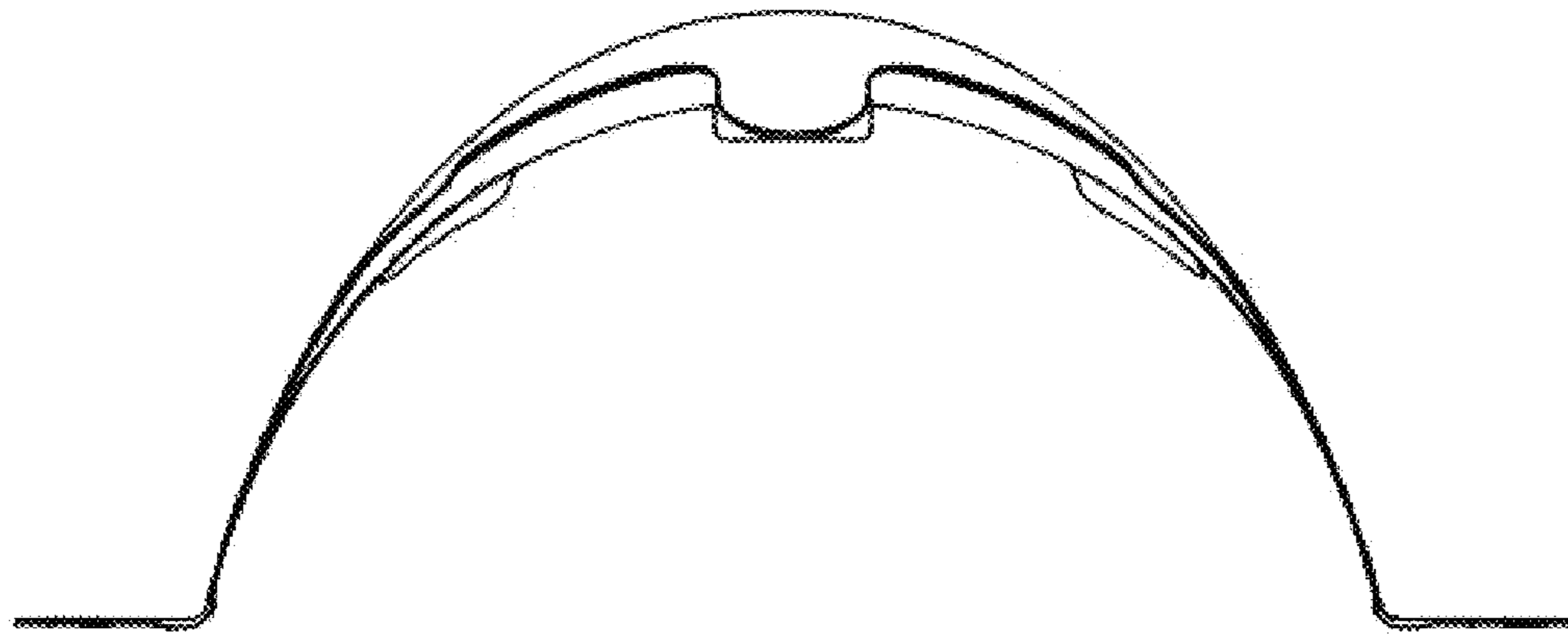


Figure 3

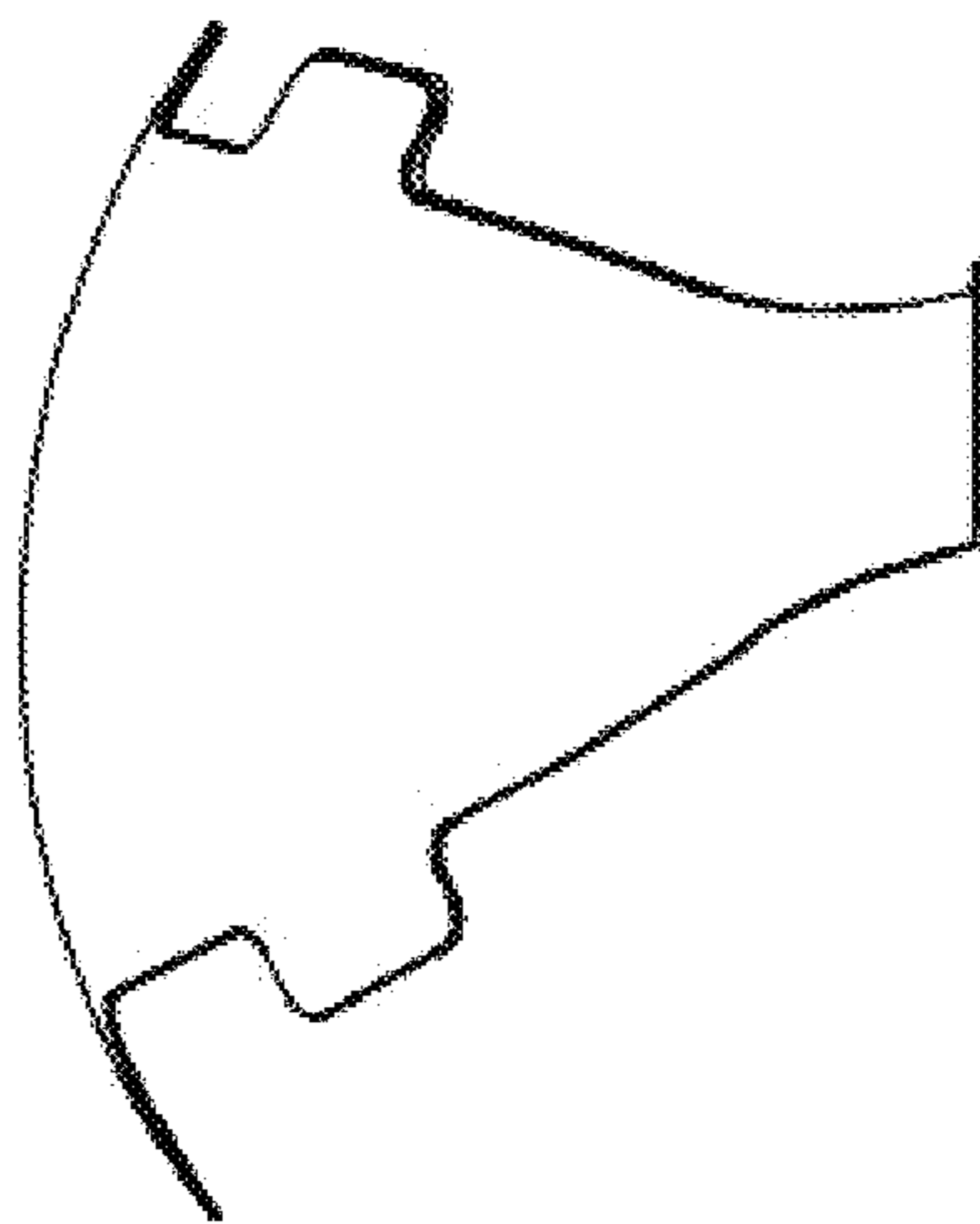


Figure 4

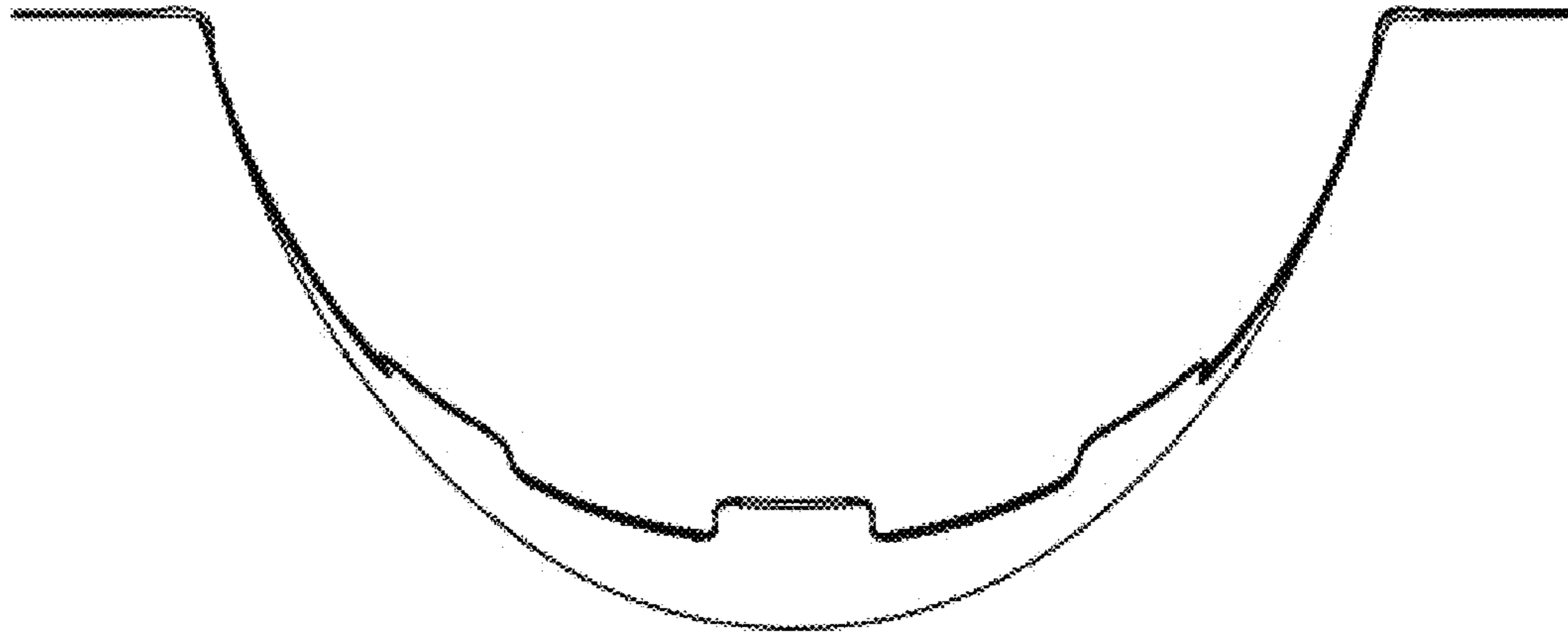


Figure 5

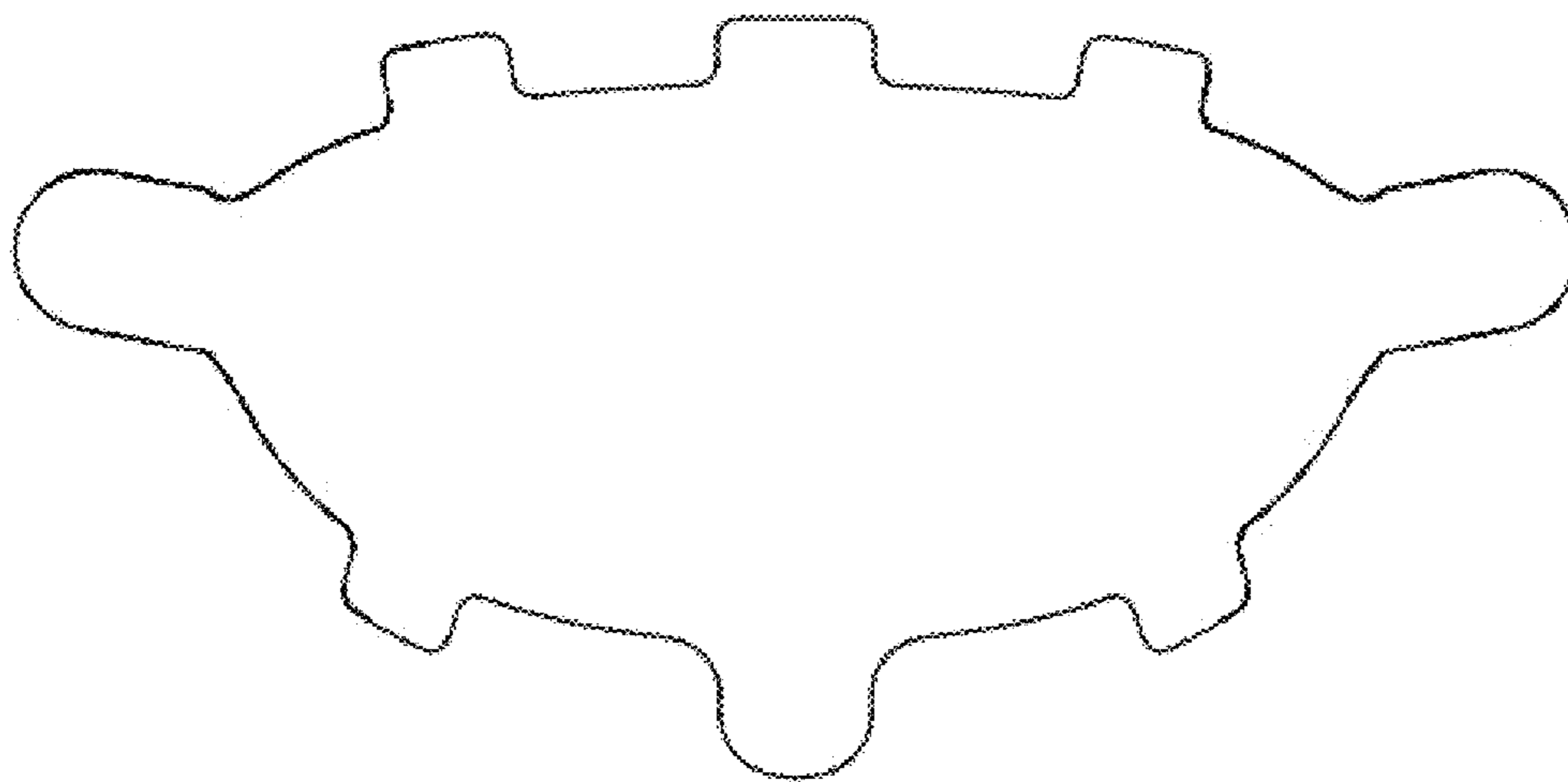


Figure 6

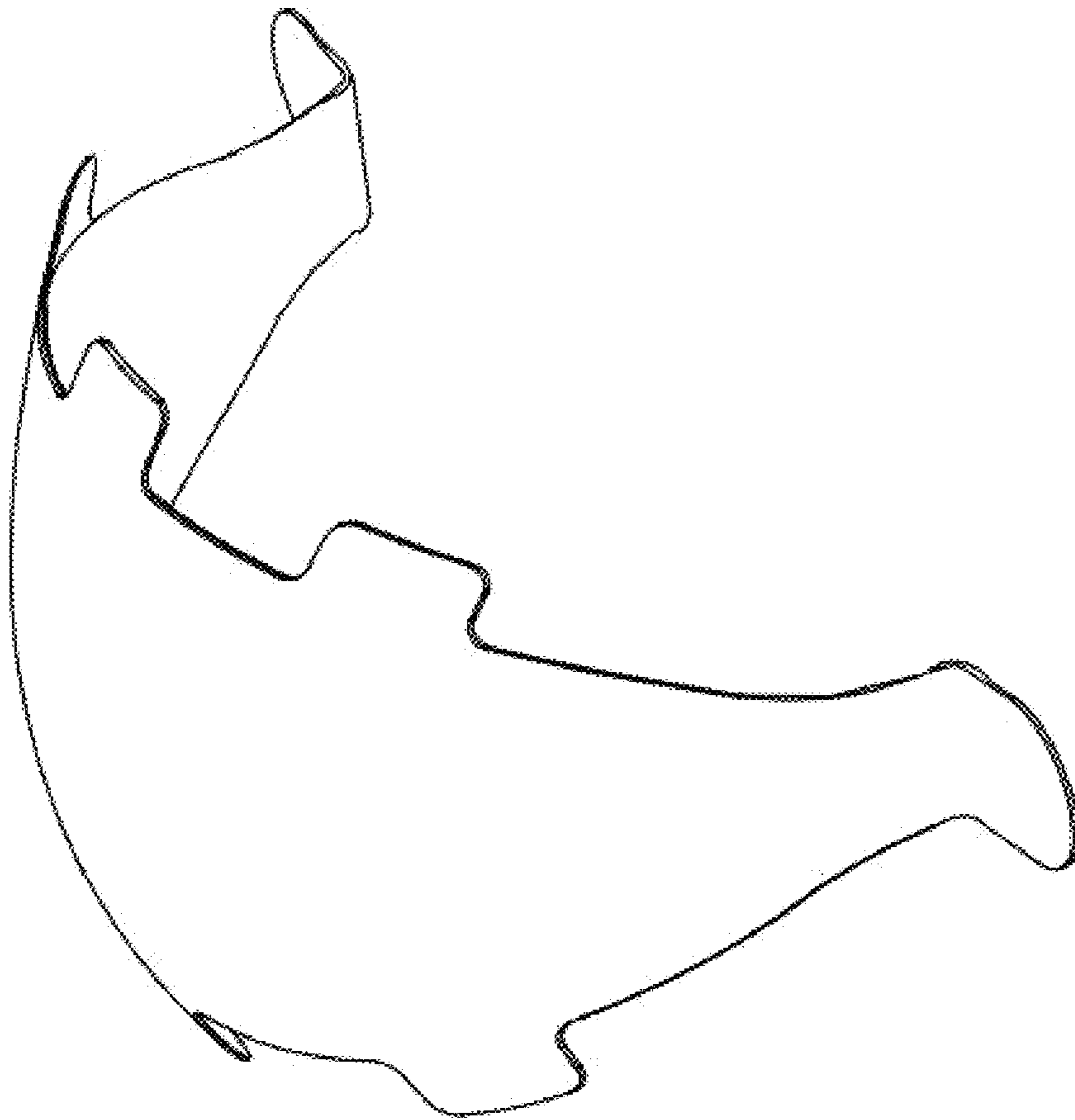


Figure 7