



US00D816199S

(12) **United States Design Patent** (10) **Patent No.:** **US D816,199 S**
Shin et al. (45) **Date of Patent:** **** Apr. 24, 2018**

(54) **AIR CONDITIONER**

(56) **References Cited**

(71) Applicant: **SAMSUNG ELECTRONICS CO., LTD.**, Suwon-si, Gyeonggi-do (KR)
(72) Inventors: **Young-Sun Shin**, Seoul (KR); **Jin-Sun Park**, Seoul (KR); **Tae-Han Kim**, Seoul (KR)
(73) Assignee: **SAMSUNG ELECTRONICS CO., LTD.**, Gyeonggi-Do (KR)
(**) Term: **15 Years**
(21) Appl. No.: **29/599,762**
(22) Filed: **Apr. 6, 2017**

U.S. PATENT DOCUMENTS

D326,456	S	5/1992	Hahn	
D448,462	S *	9/2001	Nanjo	D23/351
D456,071	S	4/2002	Mattsson et al.	
D466,599	S	12/2002	Bragg et al.	
D502,768	S	3/2005	Blateri	
D519,495	S *	4/2006	Lum	D14/221
D536,078	S *	1/2007	Leon	D23/323
D538,422	S *	3/2007	Hooijmaaijers	D23/387
D580,542	S *	11/2008	Miyake	D23/385
7,645,188	B1 *	1/2010	Peerbolt	F24F 13/06 D23/388
D613,829	S	4/2010	Griffin et al.	
D626,208	S *	10/2010	Clements	D23/365
D646,417	S *	10/2011	Wauters	D26/63
D658,603	S *	5/2012	Egawa	D13/180
D658,604	S *	5/2012	Egawa	D13/180
D670,362	S	11/2012	Eylon et al.	
D679,046	S *	3/2013	Hoshino	D26/120
D689,451	S *	9/2013	Shimonishi	D13/180

(Continued)

Related U.S. Application Data

(63) Continuation of application No. 29/559,100, filed on Mar. 24, 2016, now Pat. No. Des. 788,895.

Primary Examiner — George D. Kirschbaum

Assistant Examiner — Natasha Vujcic

(74) *Attorney, Agent, or Firm* — Cantor Colburn LLP

(30) **Foreign Application Priority Data**

Oct. 14, 2015 (KR) 30-2015-0051761

(57) **CLAIM**

The ornamental design for an air conditioner, as shown and described.

(51) **LOC (11) Cl.** **23-04**

(52) **U.S. Cl.**

USPC **D23/351**

DESCRIPTION

(58) **Field of Classification Search**

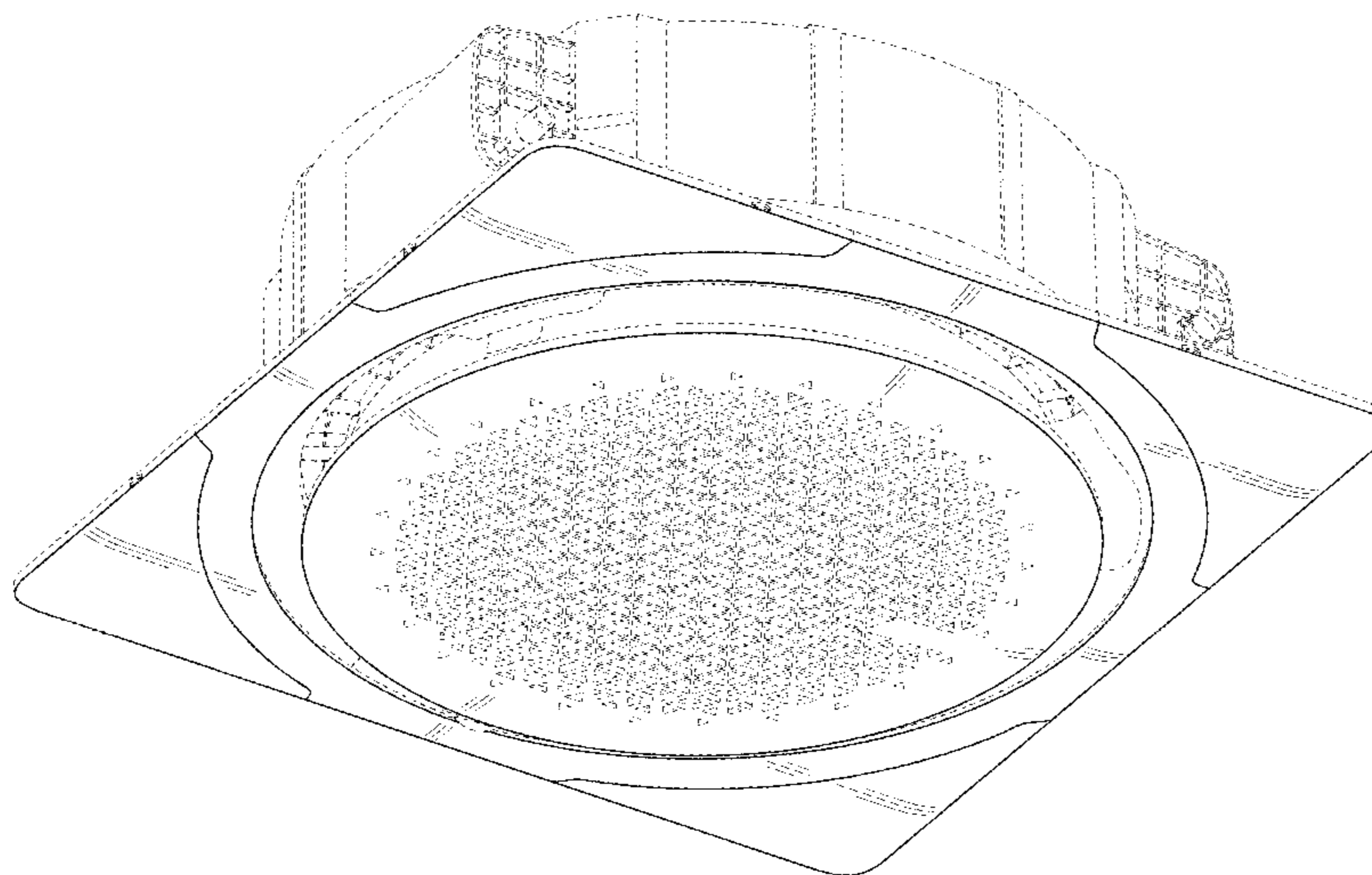
USPC D23/333, 335, 341, 342, 351, 353, 354, D23/355, 356, 359, 364, 365, 370, 385, D23/386, 388, 393

CPC F24F 1/00; F24F 1/0007; F24F 1/02; F24F 1/08; F24F 1/42; F24F 1/56; F24F 1/60; F24F 3/044; F24F 3/048; F24F 3/16; F24F 7/00; F24F 7/04; F24F 12/001; F24F 12/006

FIG. 1 is a perspective view of an air conditioner showing our new design;
FIG. 2 is a front view thereof;
FIG. 3 is a rear view thereof;
FIG. 4 is a left-side view thereof;
FIG. 5 is a right-side view thereof;
FIG. 6 is a top plan view thereof; and,
FIG. 7 is a bottom plan view thereof.
The broken lines illustrating portions of the air conditioner form no part of the claimed design.

See application file for complete search history.

1 Claim, 5 Drawing Sheets



(56)

References Cited

U.S. PATENT DOCUMENTS

D705,916 S	5/2014	Saitou	
D716,772 S *	11/2014	Cavero	D14/225
D720,443 S *	12/2014	Kosuge	D23/351
D728,766 S	5/2015	Kim et al.	
D735,836 S	8/2015	Yamagishi et al.	
D743,532 S	11/2015	Biagioli et al.	
D767,750 S	9/2016	Nakai et al.	
D767,751 S *	9/2016	Nakai	D23/388
D788,895 S *	6/2017	Shin	D23/351
D788,896 S *	6/2017	Shin	D23/351

* cited by examiner

FIG. 1

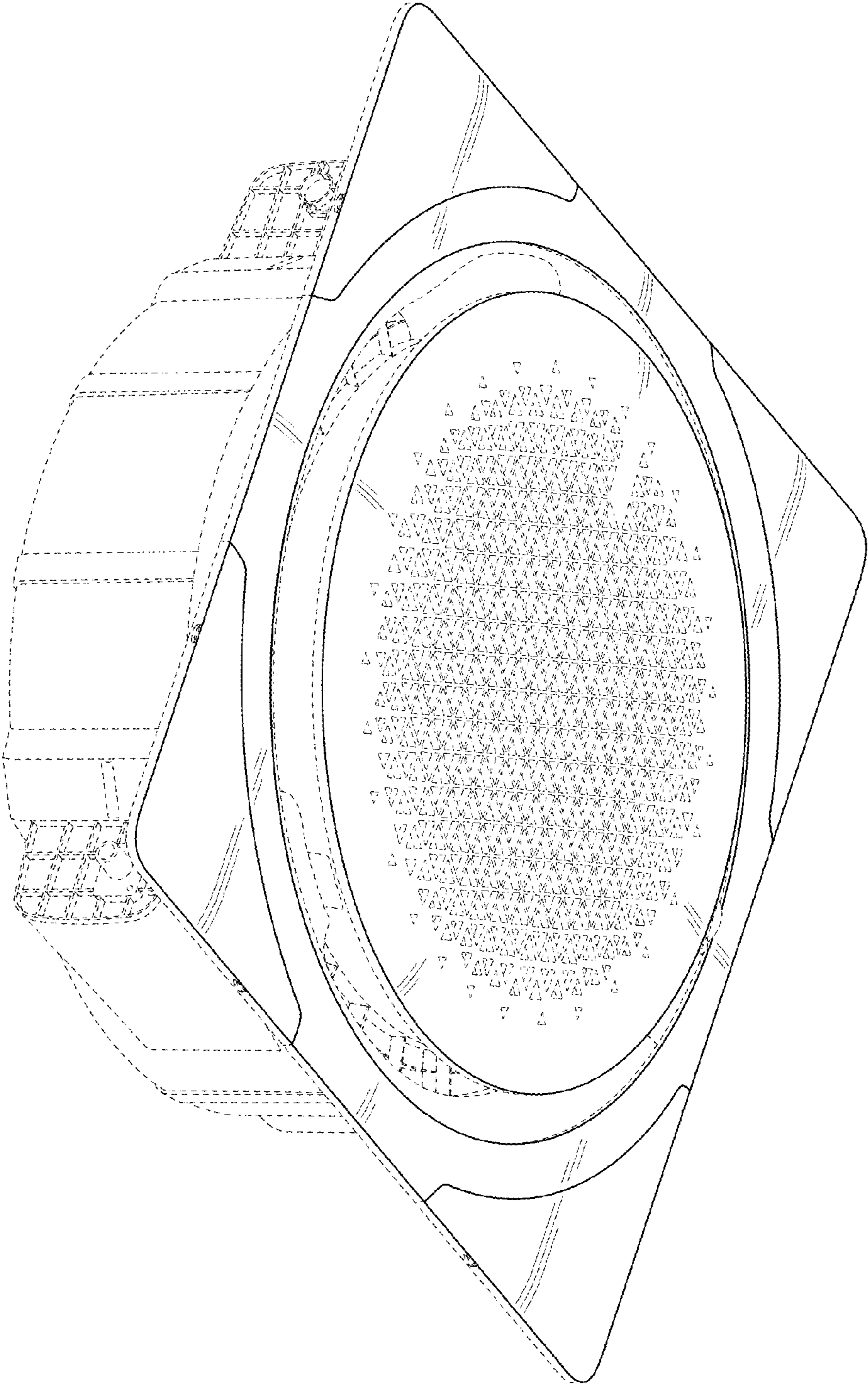


FIG. 2

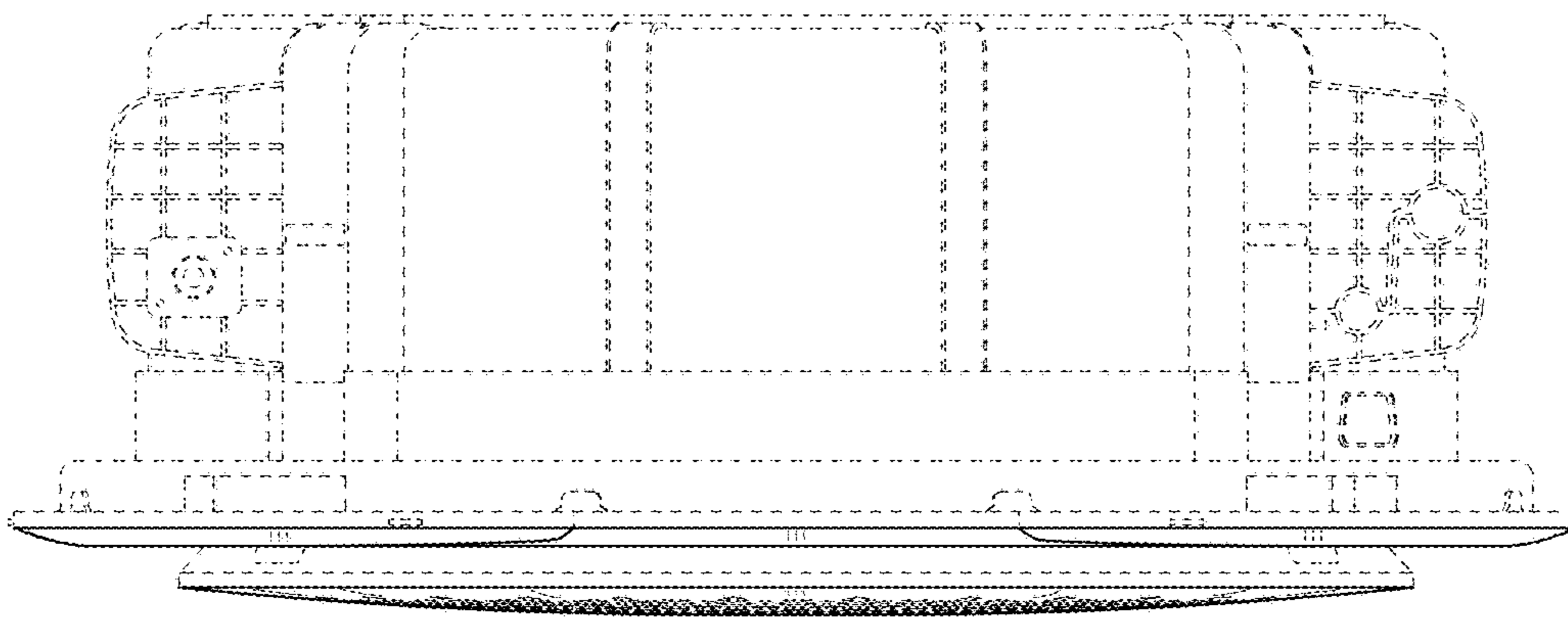


FIG. 3

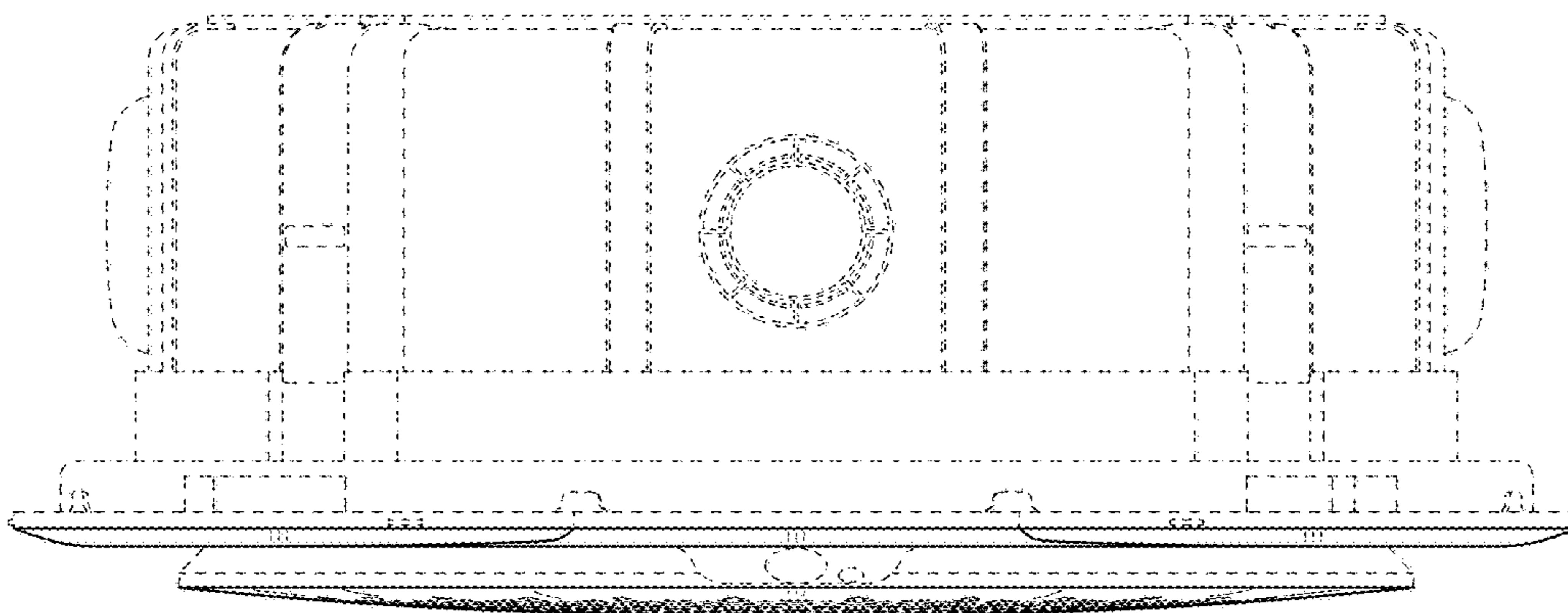


FIG. 4

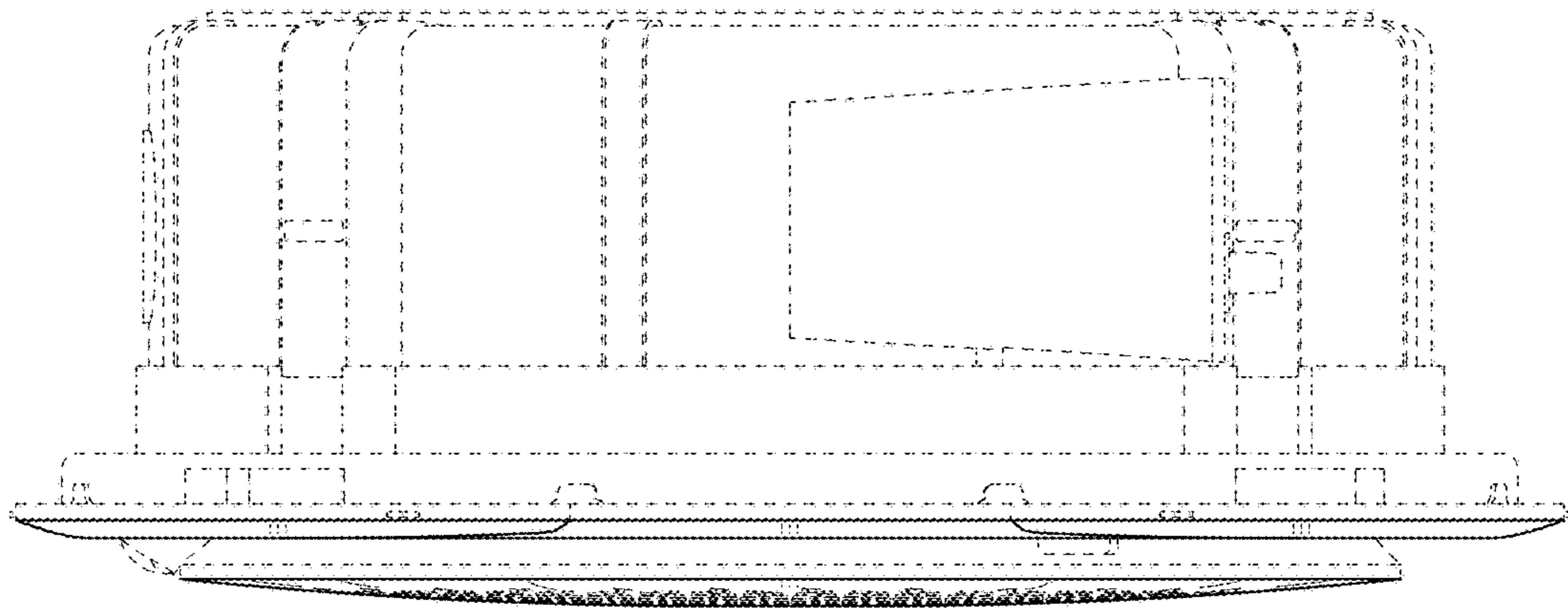


FIG. 5

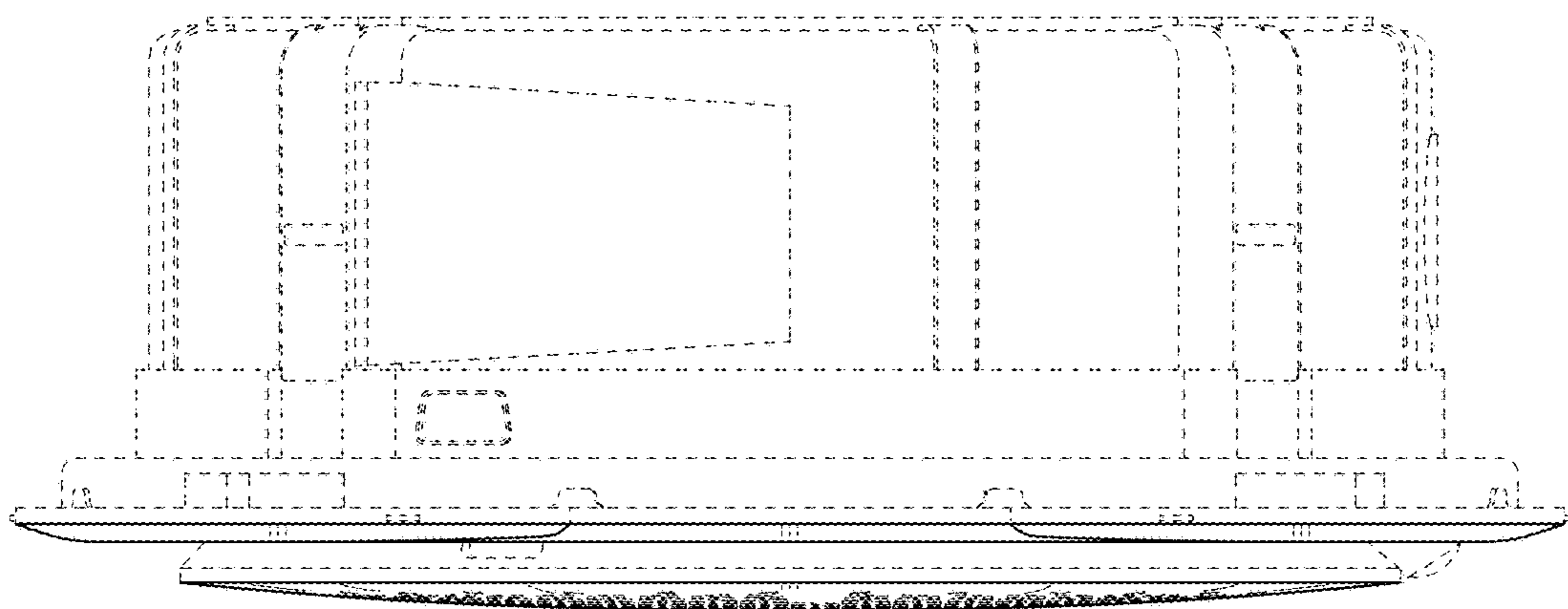


FIG. 6

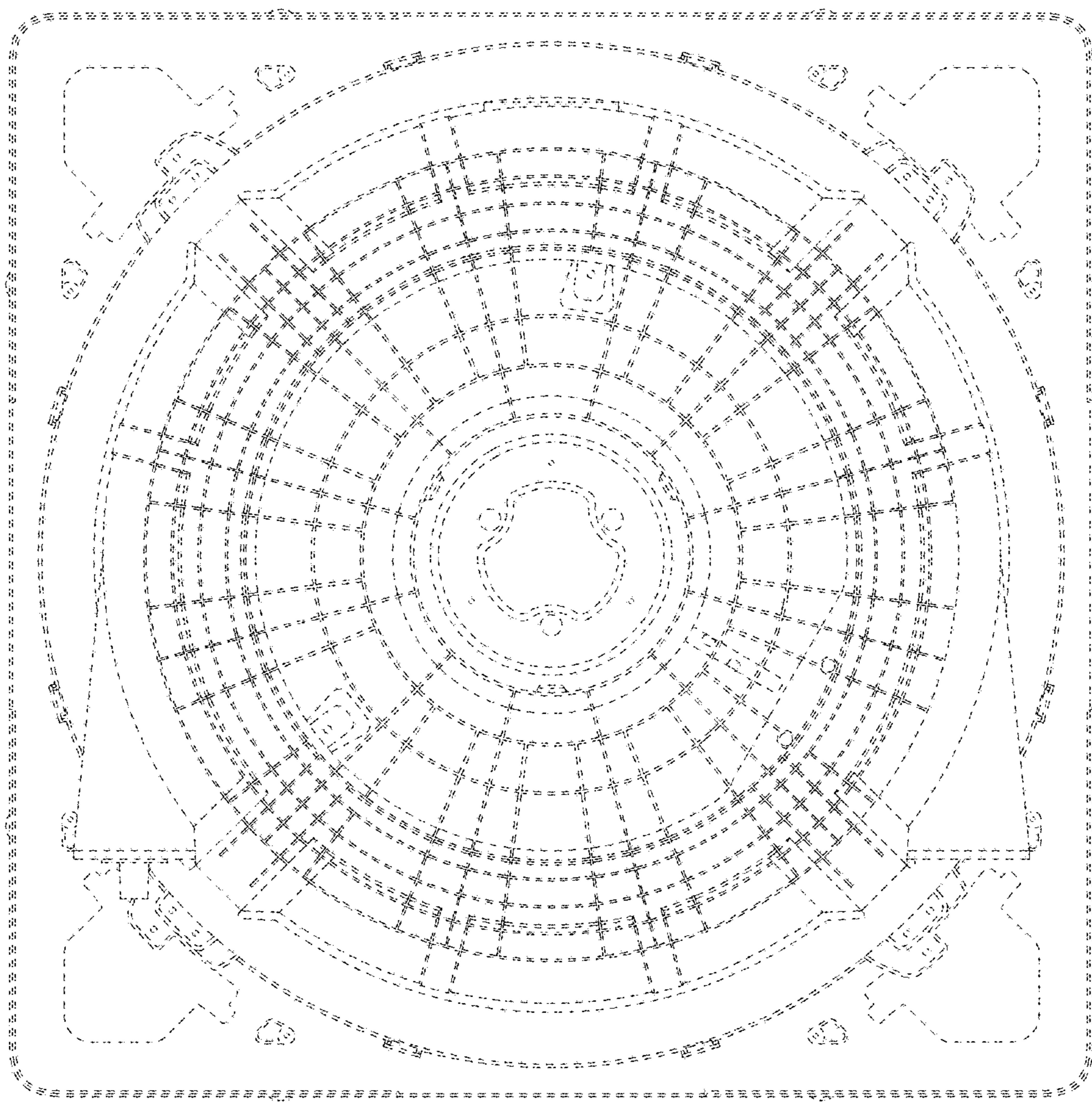


FIG. 7

