



US00D816183S

(12) **United States Design Patent** (10) **Patent No.:** **US D816,183 S**  
**Mahiques** (45) **Date of Patent:** **\*\* Apr. 24, 2018**

(54) **FLY SWATTER WITH CLAMP** D142,428 S \* 9/1945 Lambert ..... D22/124  
 3,023,540 A \* 3/1962 Schwab ..... A01M 3/02  
 43/137

(71) Applicant: **Casa Vigar SL**, Gata de Gorgos  
 (Alicante) (ES) D266,182 S 9/1982 Borer  
 D266,689 S 10/1982 Seidel  
 D327,938 S 7/1992 Shadyac  
 D358,446 S 5/1995 Cooper  
 D365,868 S 1/1996 Cooper  
 D368,953 S \* 4/1996 Avender ..... D22/124  
 D407,790 S 4/1999 Miceli  
 D415,814 S 10/1999 Re  
 D464,103 S 10/2002 Jensen  
 D470,908 S 2/2003 Kleckauskas et al.  
 D514,657 S 2/2006 Carlton  
 D573,300 S \* 7/2008 Kwok ..... D22/124  
 D618,758 S 6/2010 Zvolanek

(72) Inventor: **Vicente Garcia Mahiques**, Gata de Gorgos (ES)

(73) Assignee: **Casa Vigar SL** (ES)

(\*\*) Term: **15 Years**

(21) Appl. No.: **29/592,391**

(22) Filed: **Jan. 30, 2017**

\* cited by examiner

(30) **Foreign Application Priority Data**

Jul. 29, 2016 (EM) ..... 001452726-0001

(51) **LOC (11) Cl.** ..... **22-06**

(52) **U.S. Cl.**  
 USPC ..... **D22/124**

(58) **Field of Classification Search**  
 USPC ..... D22/119-124; 43/136-137, 139  
 CPC ..... A01M 3/02  
 See application file for complete search history.

*Primary Examiner* — Catherine R Oliver-Garcia  
 (74) *Attorney, Agent, or Firm* — St. Onge Steward  
 Johnston & Reens, LLC

(56) **References Cited**

U.S. PATENT DOCUMENTS

1,317,999 A \* 10/1919 Thomas ..... A01M 3/02  
 43/137  
 1,370,496 A \* 3/1921 Ratcliff ..... A01M 3/02  
 43/137  
 2,023,209 A \* 12/1935 Platt ..... A01M 3/02  
 43/137

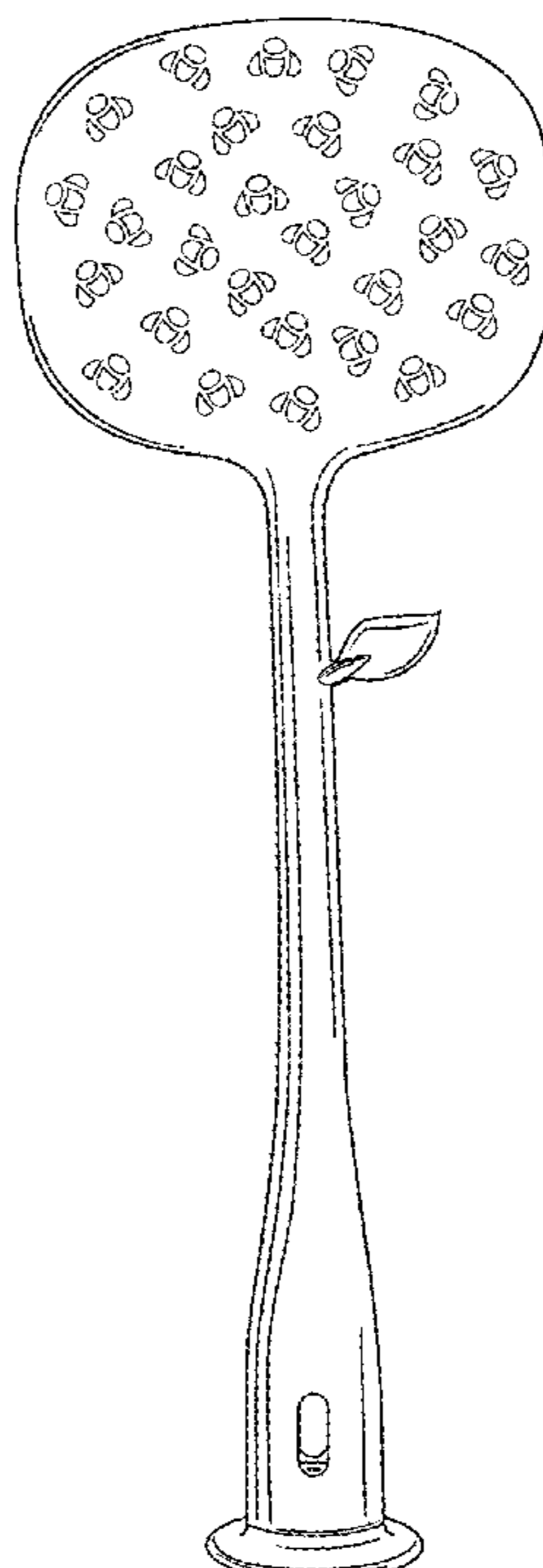
(57) **CLAIM**

The ornamental design for a fly swatter with clamp, as shown and described.

**DESCRIPTION**

FIG. 1 is a front isometric view of a fly swatter with clamp in accordance with the new design;  
 FIG. 2 is a left side isometric view thereof;  
 FIG. 3 is a rear isometric view thereof;  
 FIG. 4 is a top plan view thereof; and,  
 FIG. 5 is a bottom plan view thereof.

**1 Claim, 5 Drawing Sheets**



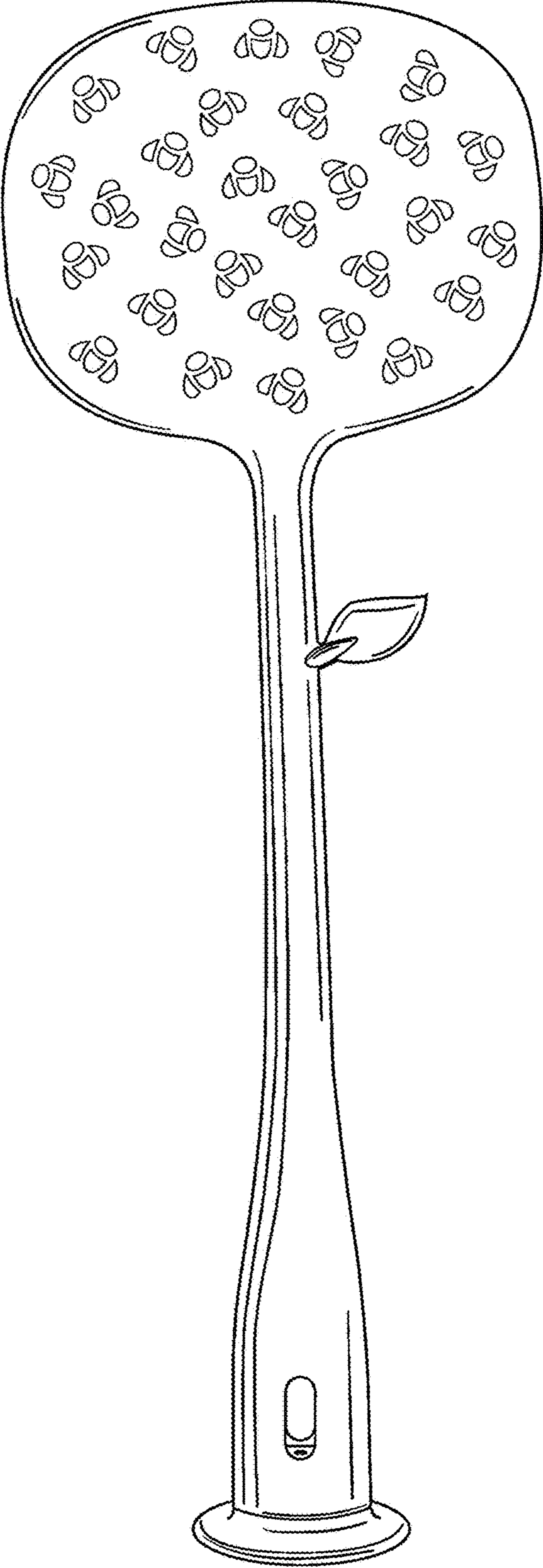


FIG. 1

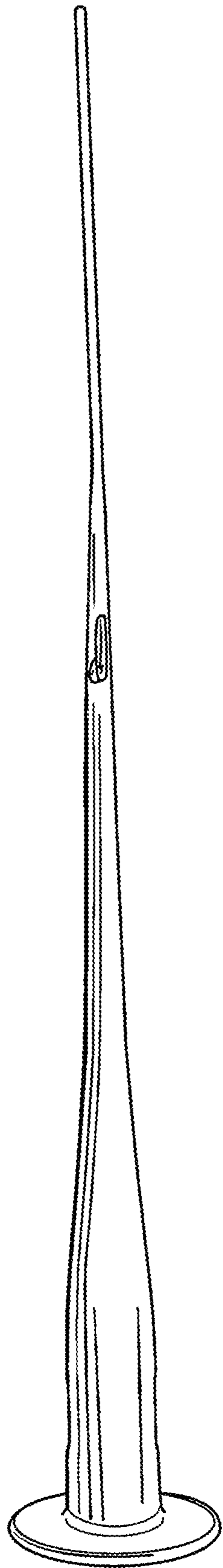


FIG. 2

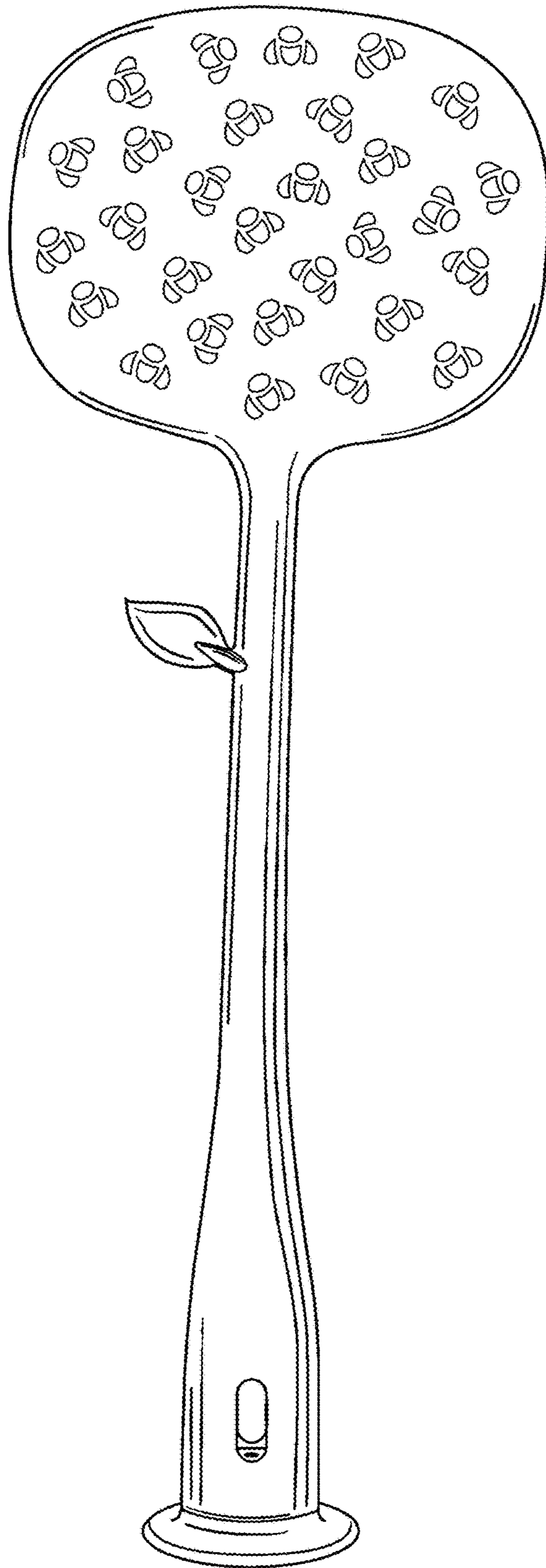


FIG. 3

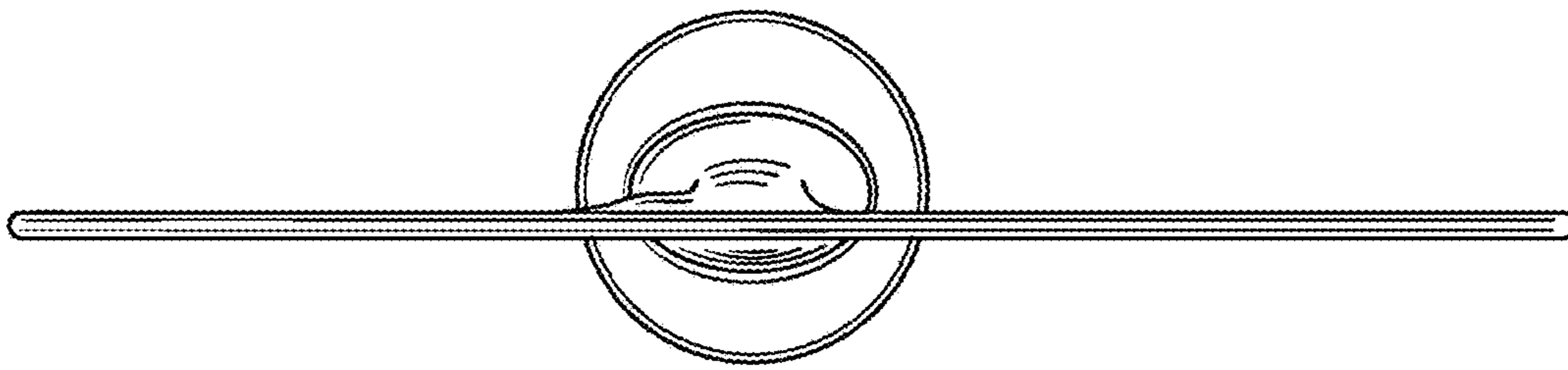


FIG. 4

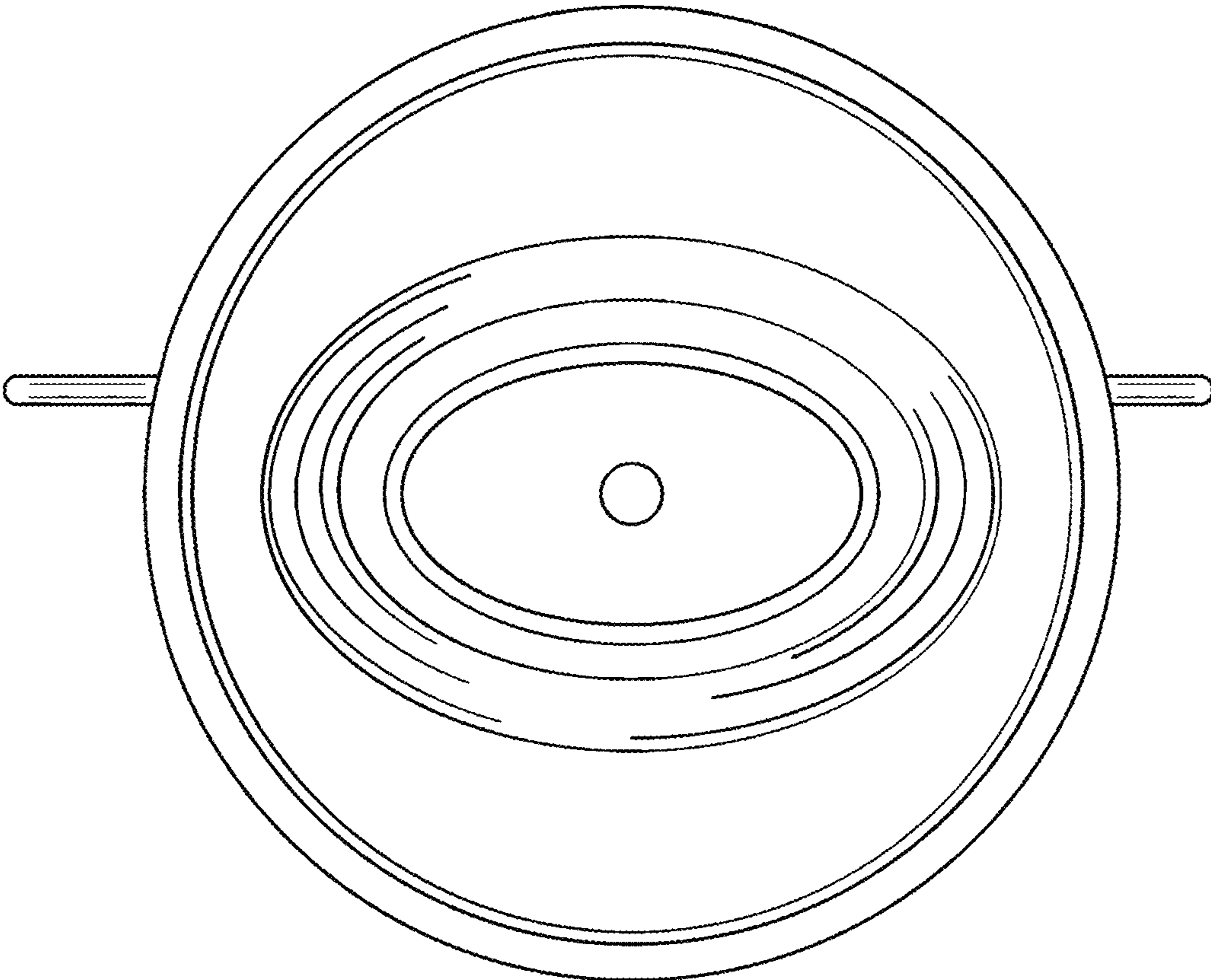


FIG. 5