



US00D816181S

(12) **United States Design Patent**  
**Chen**

(10) **Patent No.:** **US D816,181 S**

(45) **Date of Patent:** **\*\* Apr. 24, 2018**

(54) **STUN GUN HAVING COVER**

(71) Applicant: **Cutting Edge Products, Inc.**,  
Winterville, NC (US)

(72) Inventor: **Yong Chen**, Xi'an (CN)

(73) Assignee: **Cutting Edge Products, Inc.**,  
Winterville, NC (US)

(\*\*) Term: **15 Years**

(21) Appl. No.: **29/591,868**

(22) Filed: **Jan. 24, 2017**

(51) **LOC (11) Cl.** ..... **22-02**

(52) **U.S. Cl.**  
USPC ..... **D22/117**

(58) **Field of Classification Search**  
USPC ..... D22/117-120; D3/247-252; 222/78-79,  
222/153.03, 153.11, 162, 175, 39, 113,  
222/192, 402.11, 183, 325, 402.21;  
89/1.11

CPC ..... F41H 9/10; F41B 15/04; G08B 21/0446;  
B65D 83/68; B65D 83/384; H05B 3/03;  
H05B 3/44; F21L 4/00; F21L 4/02

See application file for complete search history.

(56) **References Cited**

**U.S. PATENT DOCUMENTS**

5,429,301 A \* 7/1995 Franks ..... B65D 83/384  
222/175  
5,988,450 A \* 11/1999 Cassarino ..... F41H 9/10  
222/192

D682,980 S \* 5/2013 Sheikh ..... D22/117  
D750,729 S \* 3/2016 Sheikh ..... D22/117  
D767,888 S \* 10/2016 Kim ..... D3/249  
D793,082 S \* 8/2017 Zhang ..... D3/249

\* cited by examiner

*Primary Examiner* — Catherine R Oliver-Garcia  
(74) *Attorney, Agent, or Firm* — Mitchell Law PLLC;  
Matthew W. Mitchell

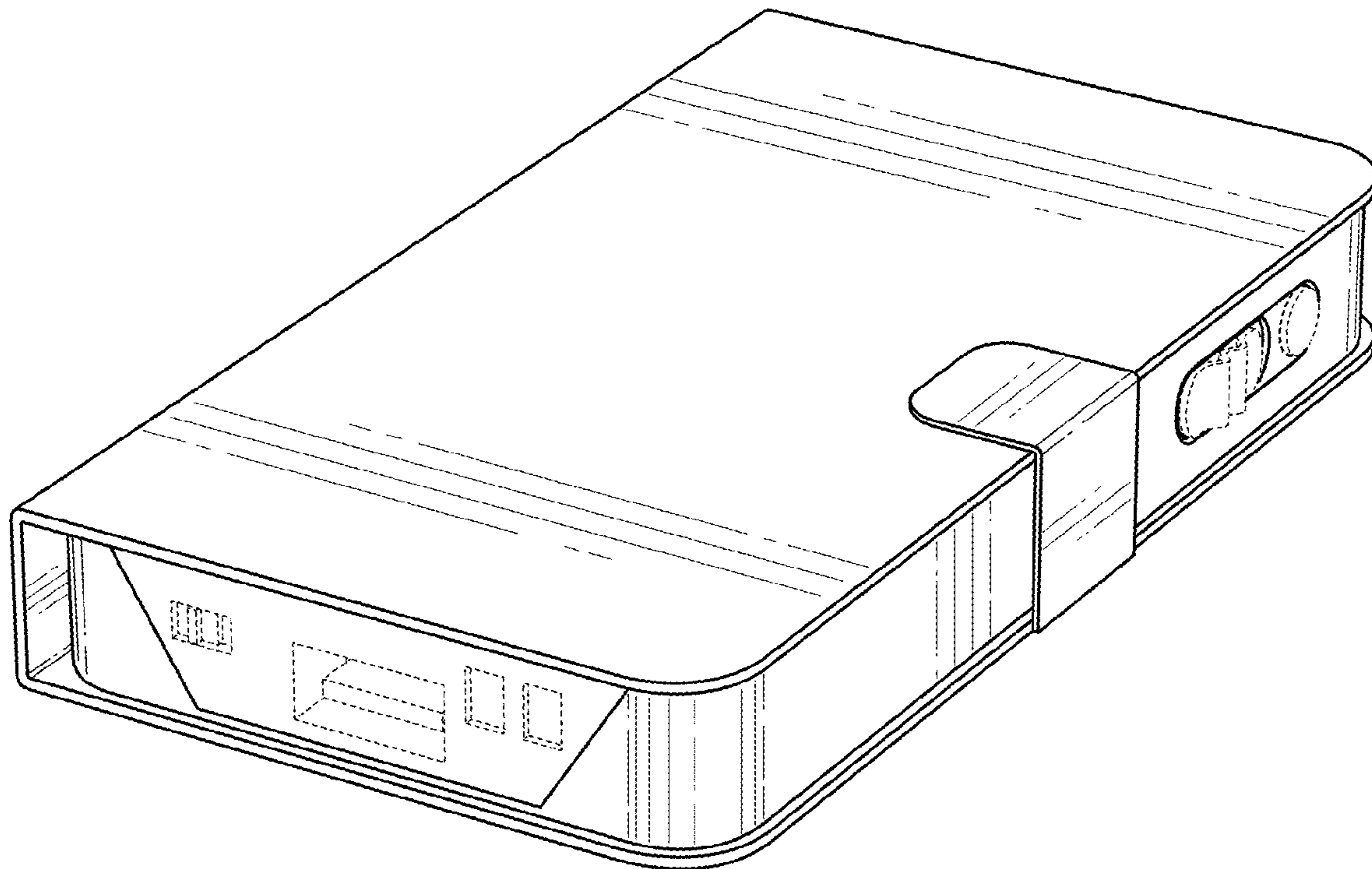
(57) **CLAIM**

The ornamental design for a stun gun having cover, as shown.

**DESCRIPTION**

FIG. 1 is front, top and side perspective view of the stun gun having cover of the present invention;  
FIG. 2 is a rear perspective view of the invention;  
FIG. 3 is a front elevation view of the invention;  
FIG. 4 is a bottom plan view of the invention;  
FIG. 5 is a top plan view of the invention;  
FIG. 6 is a rear elevation view of the invention;  
FIG. 7 is a side view of the invention of FIG. 1, as seen from the left side of FIG. 3;  
FIG. 8 is an opposite side elevation view of the invention; and,  
FIG. 9 is a front, side and bottom perspective view of the invention of FIG. 1 in a second state, having the cover folded over the stun gun portion.  
The broken lines show various buttons and interface mechanisms and form no part of the claimed design.

**1 Claim, 7 Drawing Sheets**



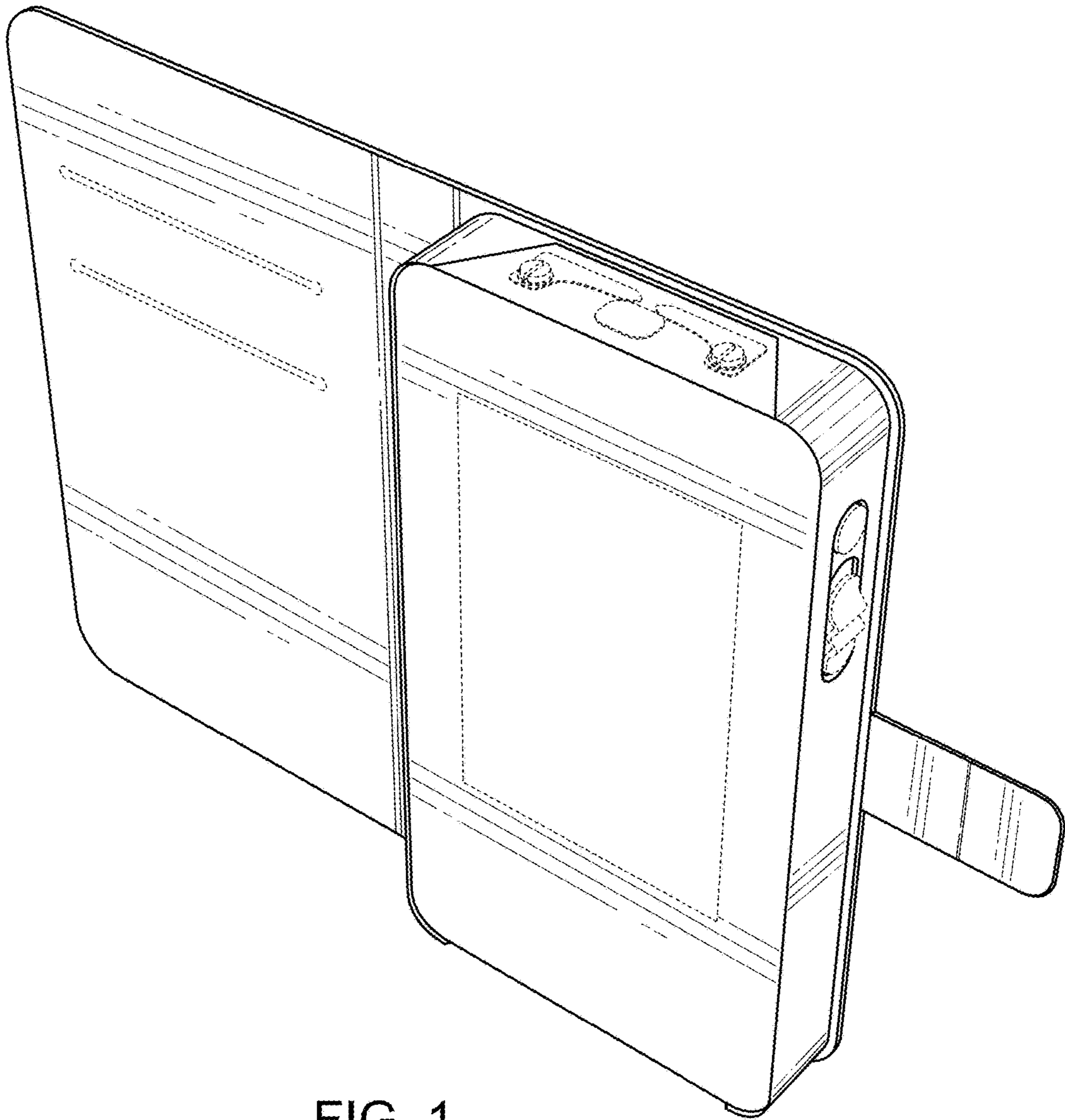


FIG. 1




FIG. 2

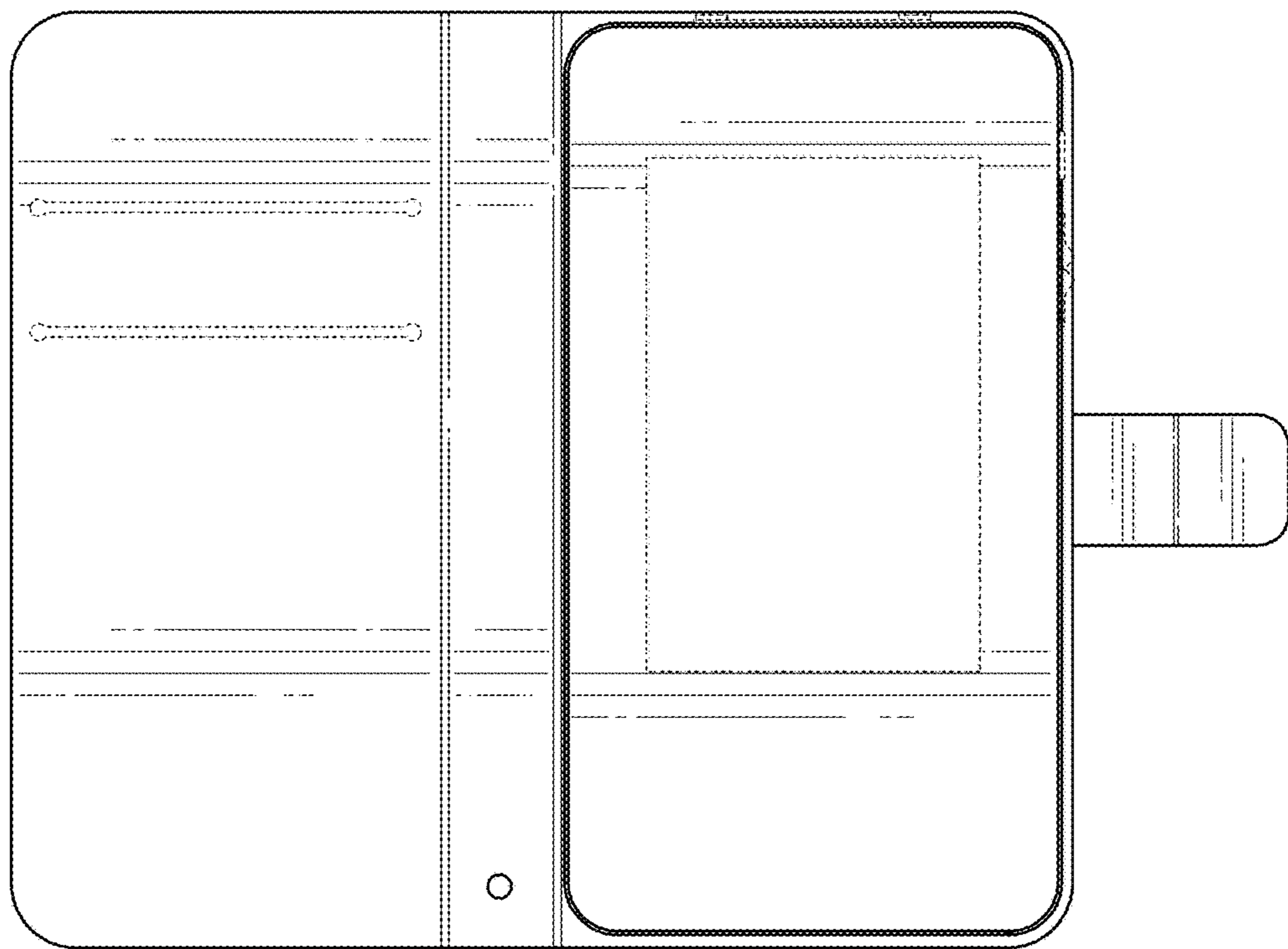


FIG. 3

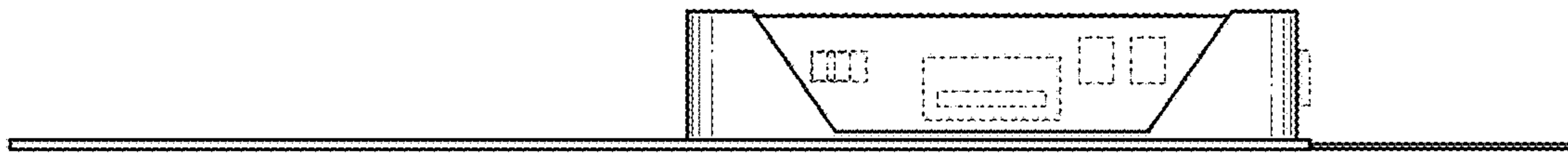


FIG. 4

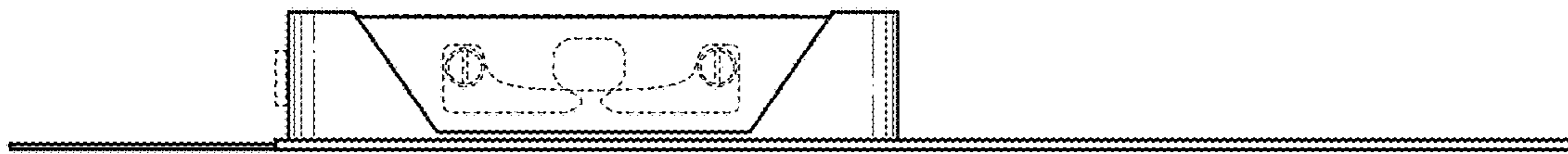


FIG. 5

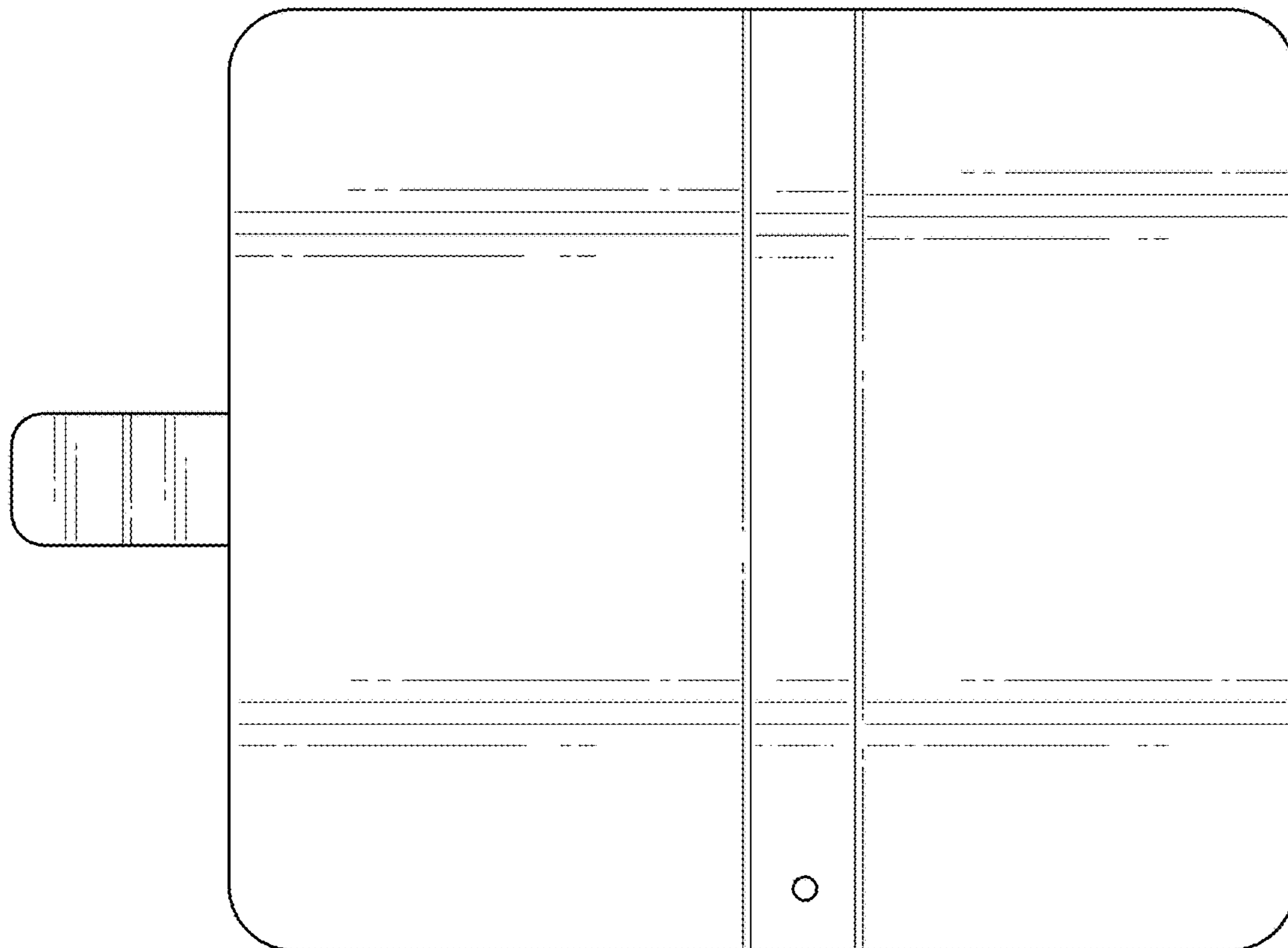


FIG. 6

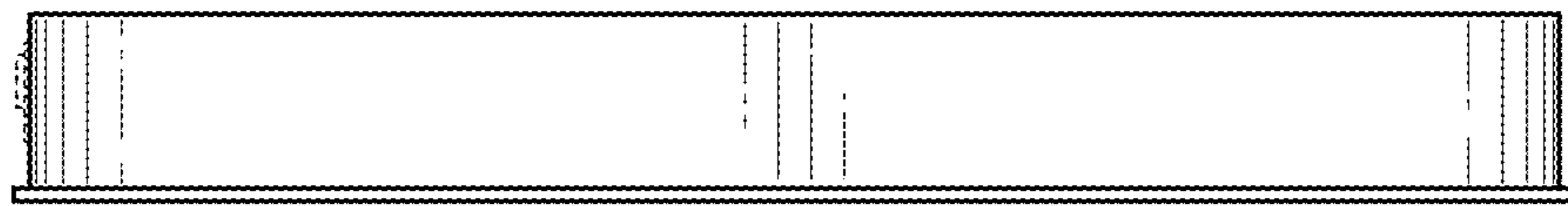


FIG. 7

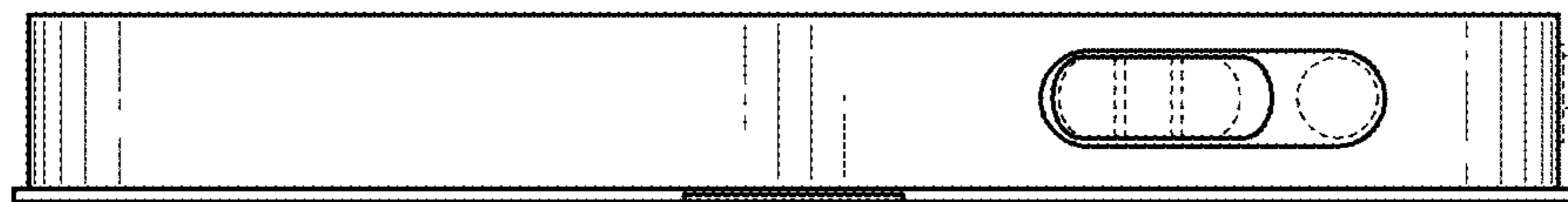


FIG. 8

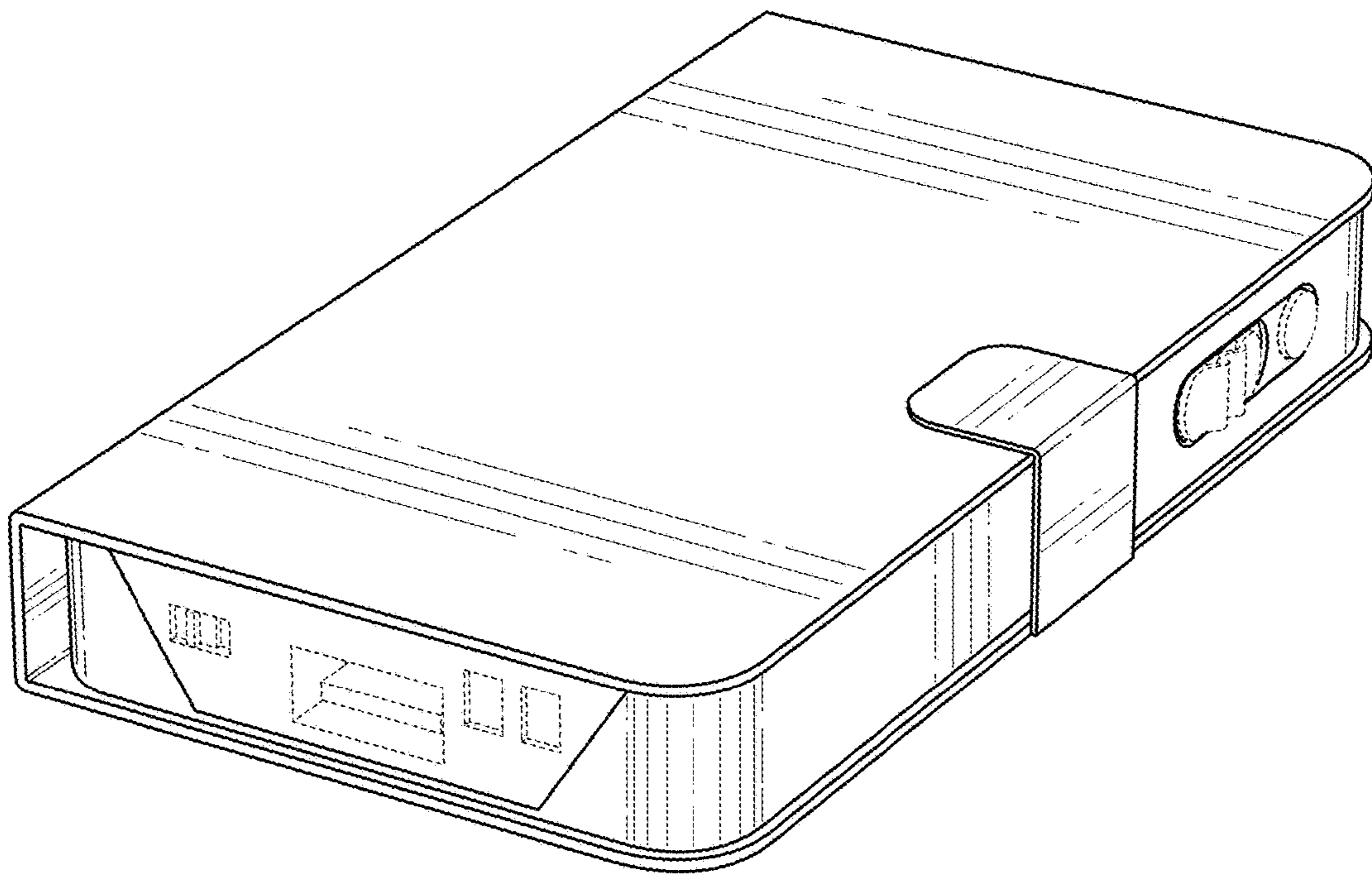


FIG. 9