



US00D816176S

(12) **United States Design Patent**  
**Pancani et al.**

(10) **Patent No.:** **US D816,176 S**

(45) **Date of Patent:** **\*\* Apr. 24, 2018**

(54) **GOLF CLUB HEAD**

(71) Applicant: **Wilson Sporting Goods Co.**, Chicago, IL (US)

(72) Inventors: **Sheila Yadira Pancani**, Burbank, CA (US); **Jimmy Huynh**, Westminster, CA (US); **Brian Mar**, Long Beach, CA (US); **Patrick Bryan Soriano**, Huntington Beach, CA (US); **Matthew Jacob Ulery**, Long Beach, CA (US)

(73) Assignee: **Wilson Sporting Goods Co.**, Chicago, IL (US)

(\*\*) Term: **15 Years**

(21) Appl. No.: **29/578,934**

(22) Filed: **Sep. 26, 2016**

(51) **LOC (11) Cl.** ..... **21-02**

(52) **U.S. Cl.**  
USPC ..... **D21/752**

(58) **Field of Classification Search**  
USPC ..... D21/733, 752, 759  
CPC ..... A63B 53/00; A63B 53/04; A63B 53/0466;  
A63B 2053/002; A63B 2053/0445; A63B  
2053/0433; A63B 2053/0491; A63B  
2053/0437

See application file for complete search history.

(56) **References Cited**

**U.S. PATENT DOCUMENTS**

D245,720 S *	9/1977	Romero	.....	D21/733
D259,941 S *	7/1981	James	.....	D21/733
D268,357 S *	3/1983	Mader	.....	D21/733
4,809,982 A	3/1989	Kobayashi		
5,203,565 A	4/1993	Murray et al.		
5,271,622 A	12/1993	Rogerson		
D356,130 S	3/1995	Schild		

5,467,989 A	11/1995	Good et al.		
D364,908 S *	12/1995	Wood	.....	D21/752
D366,683 S *	1/1996	Wood	.....	D21/733
5,524,890 A	6/1996	Kim et al.		
D404,778 S *	1/1999	Strand	.....	D21/733
6,074,308 A	6/2000	Domas		
D469,139 S	1/2003	Sheets et al.		
D469,836 S	2/2003	Mendralla, Jr. et al.		
D489,105 S *	4/2004	Kim	.....	D21/733
D502,521 S	3/2005	Kelly		
D544,938 S *	6/2007	Radcliffe	.....	D21/759
D544,939 S *	6/2007	Radcliffe	.....	D21/759
D573,211 S *	7/2008	Lin	.....	D21/733
D576,699 S	9/2008	Pergande et al.		
D577,090 S	9/2008	Pergande et al.		
D601,650 S *	10/2009	Belmont	.....	D21/733

(Continued)

*Primary Examiner* — Mitchell I. Siegel

(74) *Attorney, Agent, or Firm* — Terence P. O'Brien

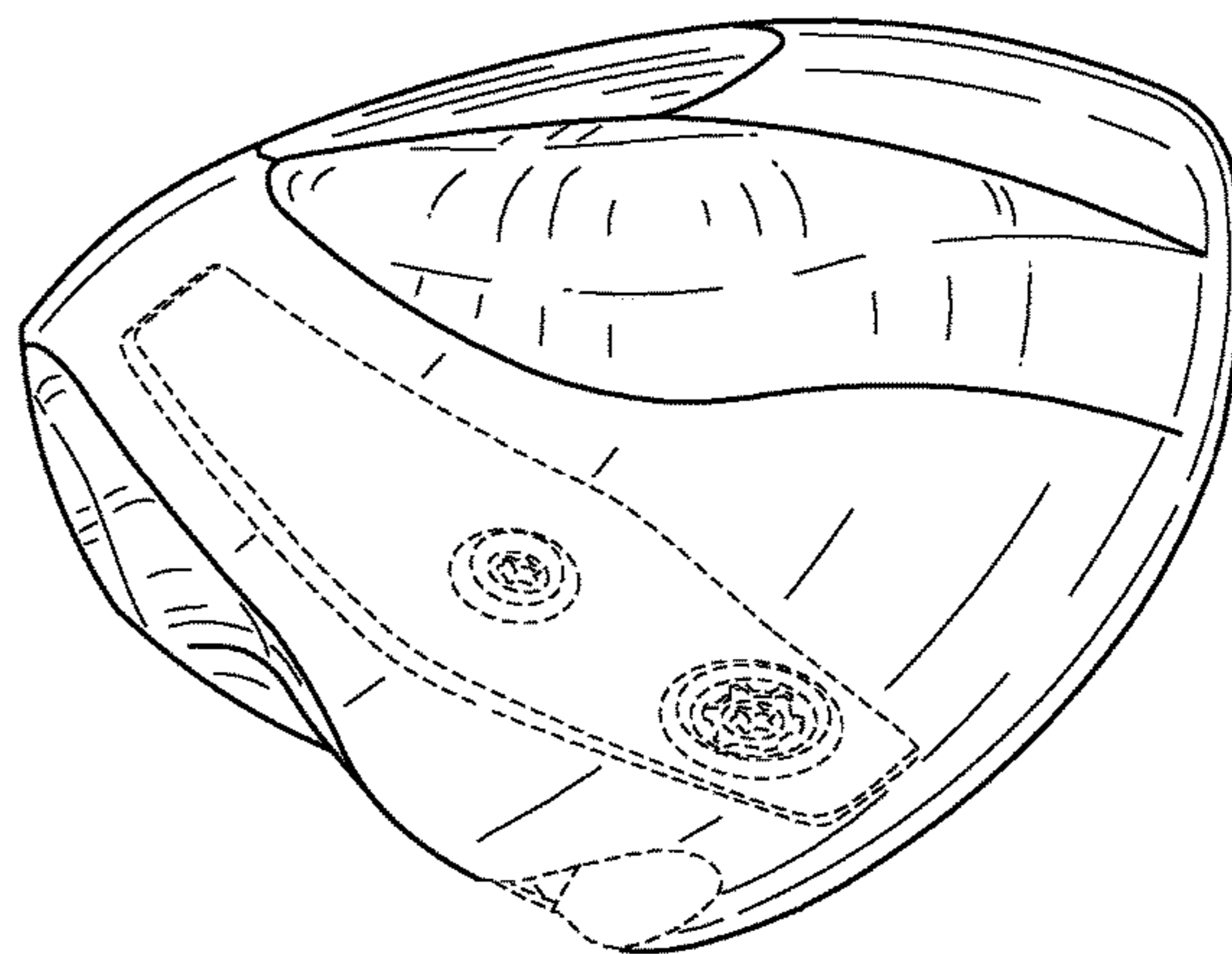
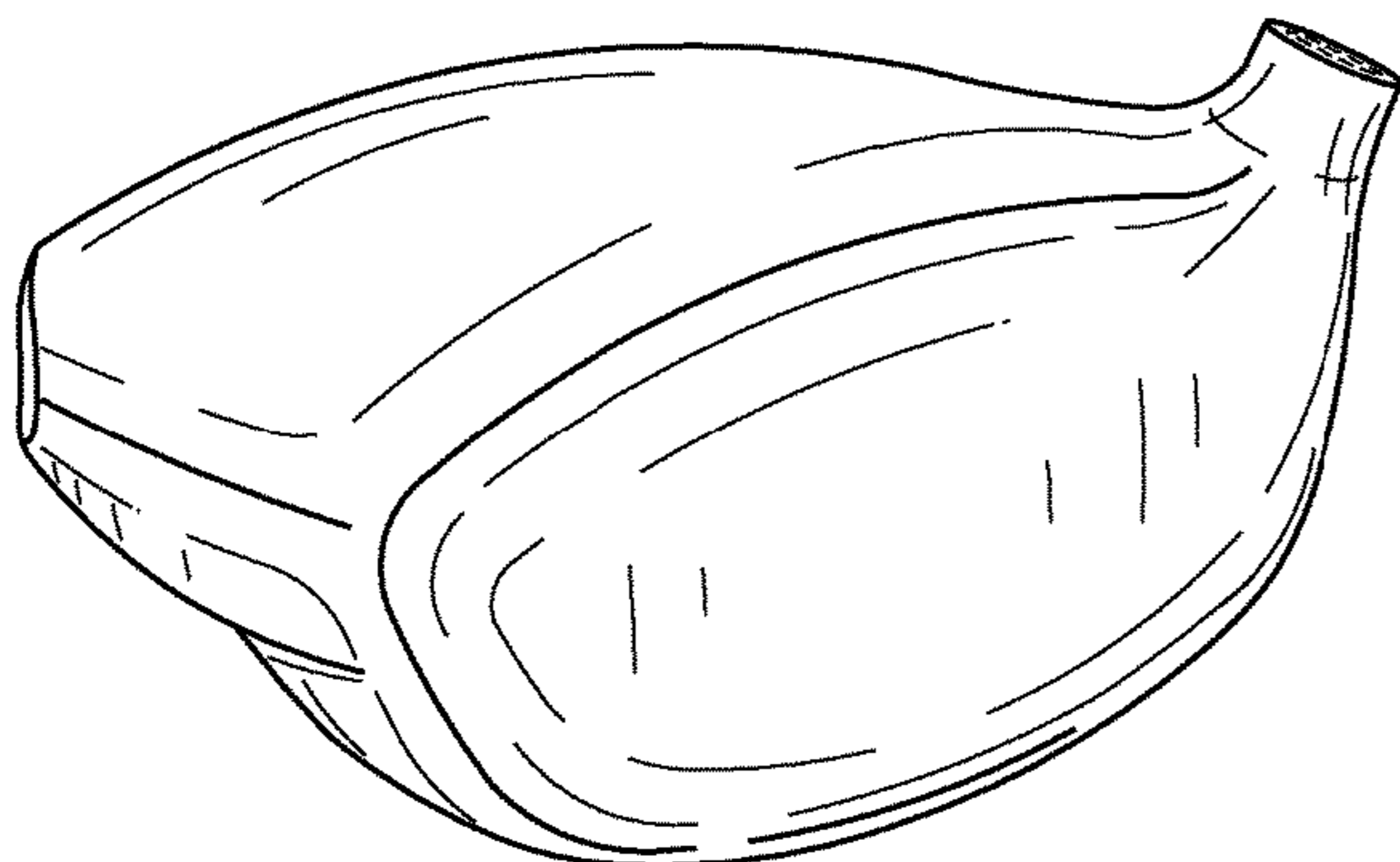
(57) **CLAIM**

We claim the ornamental design for a golf club head, as shown and described.

**DESCRIPTION**

FIG. 1 is a front, toe end perspective view of a golf club head of the present design;  
FIG. 2 is a bottom, rear perspective view of the golf club head of FIG. 1;  
FIG. 3 is a top view of the golf club head of FIG. 1;  
FIG. 4 is a bottom view of the golf club head of FIG. 1;  
FIG. 5 is a front view of the golf club head of FIG. 1;  
FIG. 6 is a rear end view of the golf club head of FIG. 1;  
FIG. 7 is a toe end view of the golf club head of FIG. 1; and,  
FIG. 8 is a heel end view of the golf club head of FIG. 1.  
The ornamental design that is claimed is shown in solid lines in the drawings. The broken (dashed) lines shown in FIGS. 1 through 8 are included only for the purpose of illustrating environmental elements and break lines, and form no part of the claimed design.

**1 Claim, 4 Drawing Sheets**



(56)

**References Cited**

U.S. PATENT DOCUMENTS

8,690,704 B2	4/2014	Thomas
D708,687 S	7/2014	Vrska et al.
D713,901 S	9/2014	Vrska et al.

\* cited by examiner

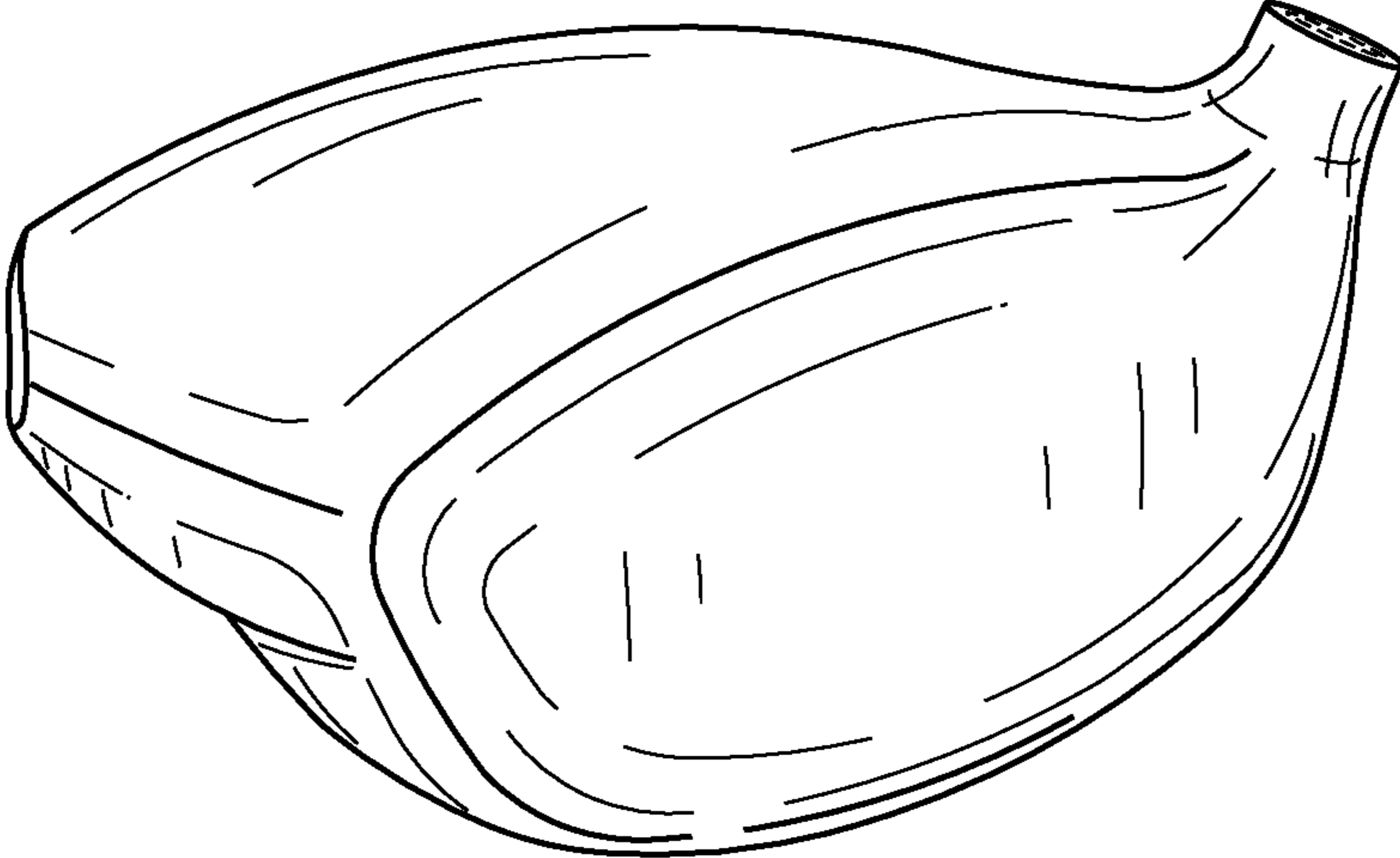


FIG. 1

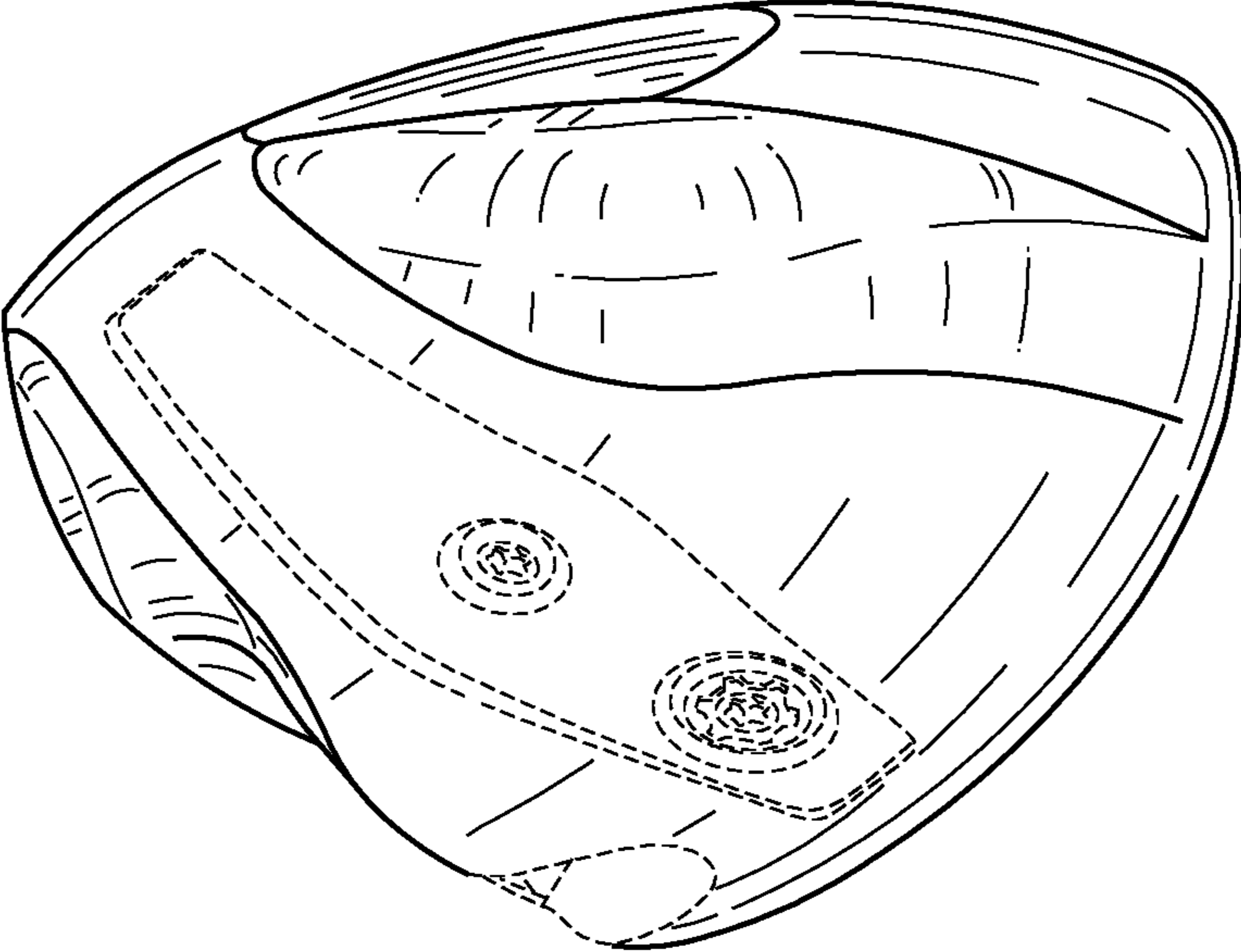


FIG. 2

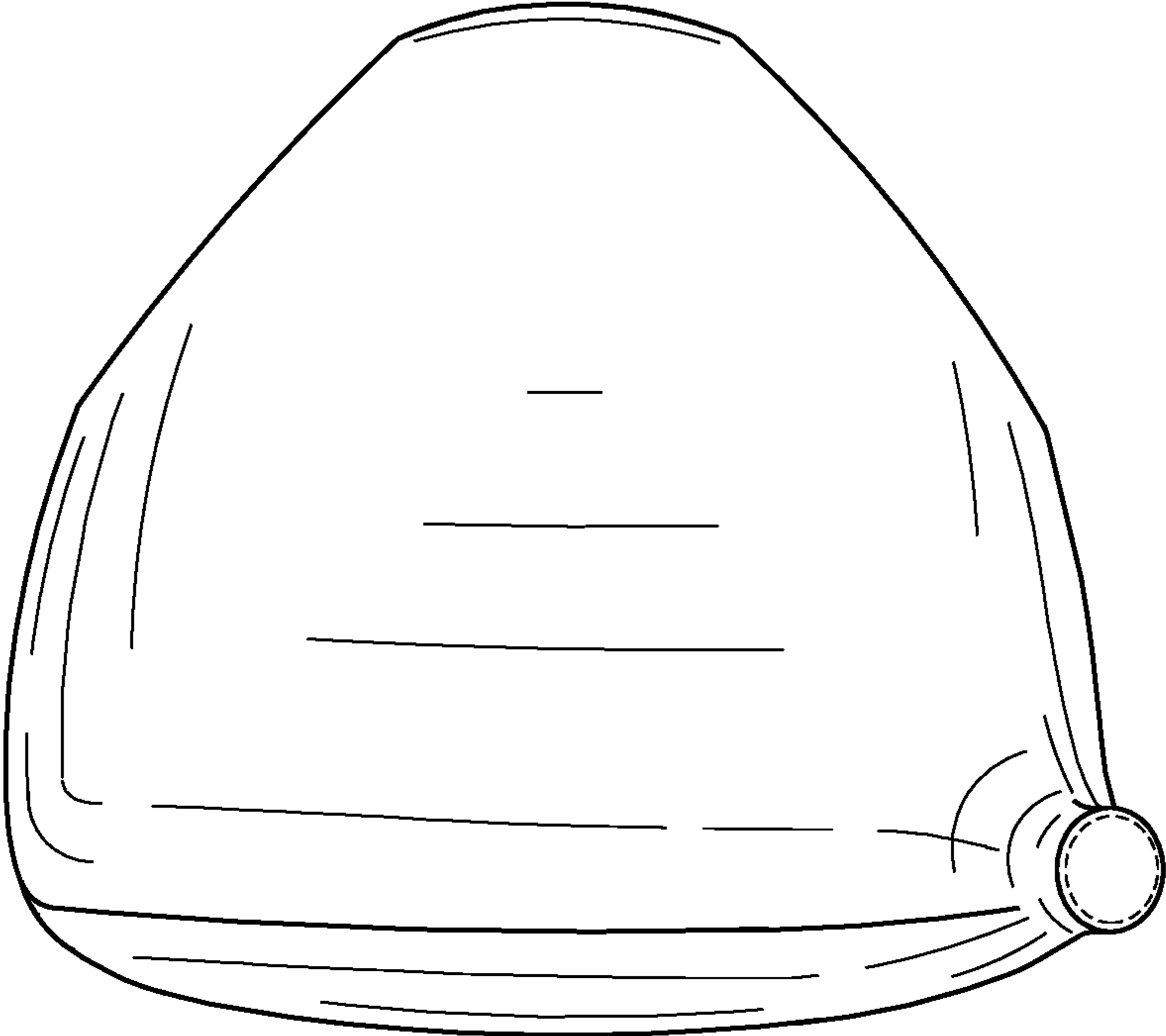


FIG. 3

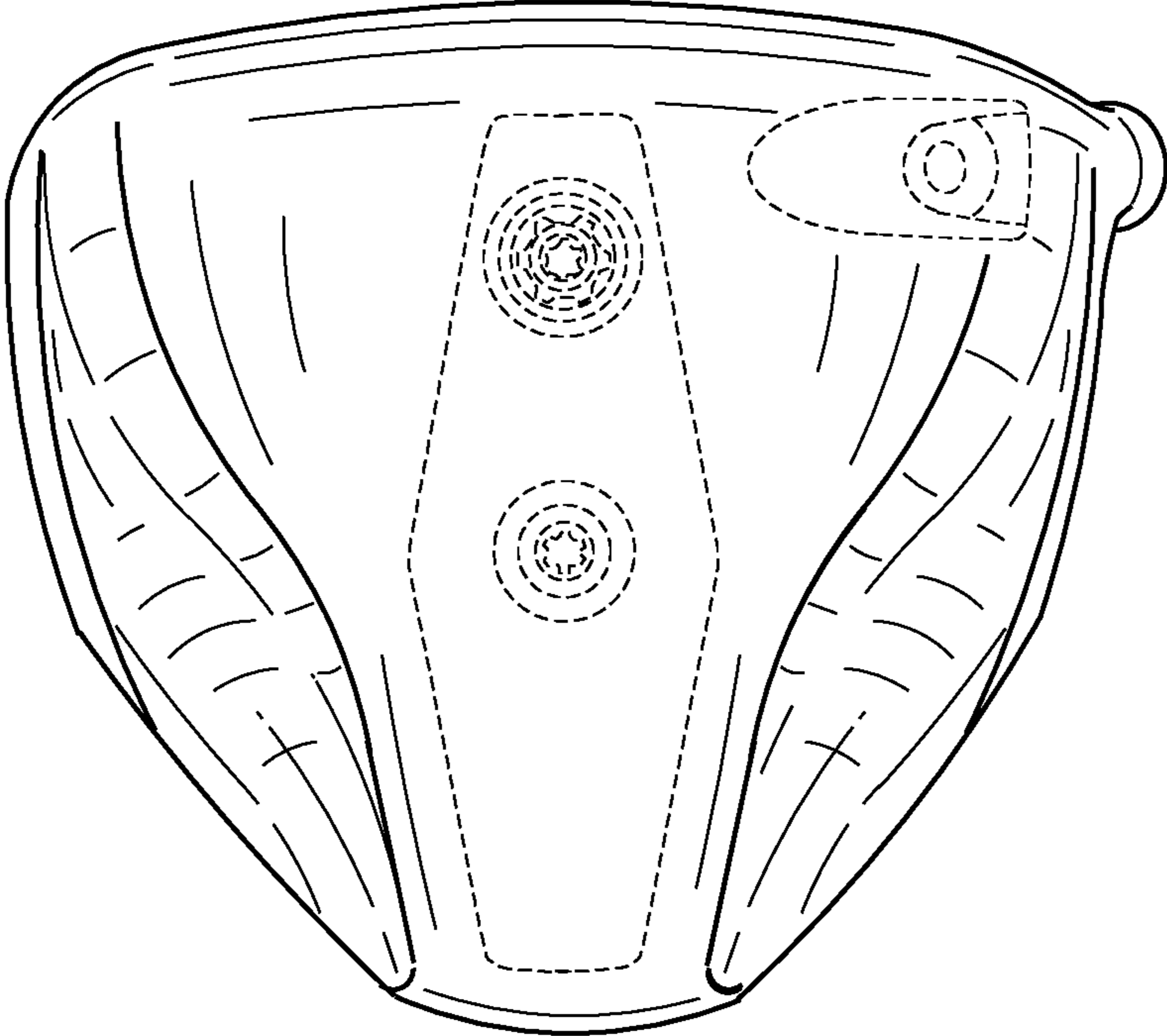


FIG. 4

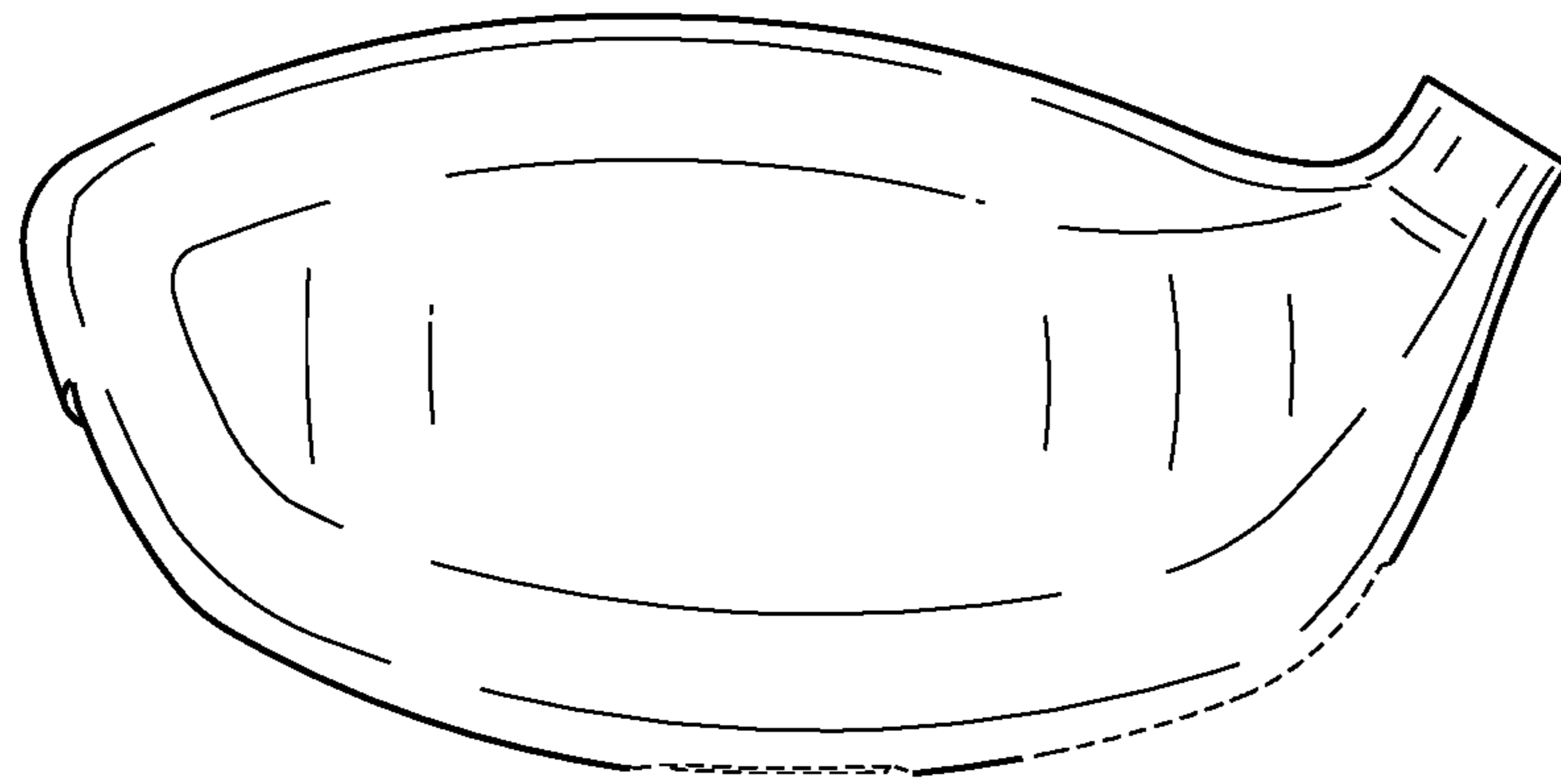


FIG. 5




FIG. 6




FIG. 7

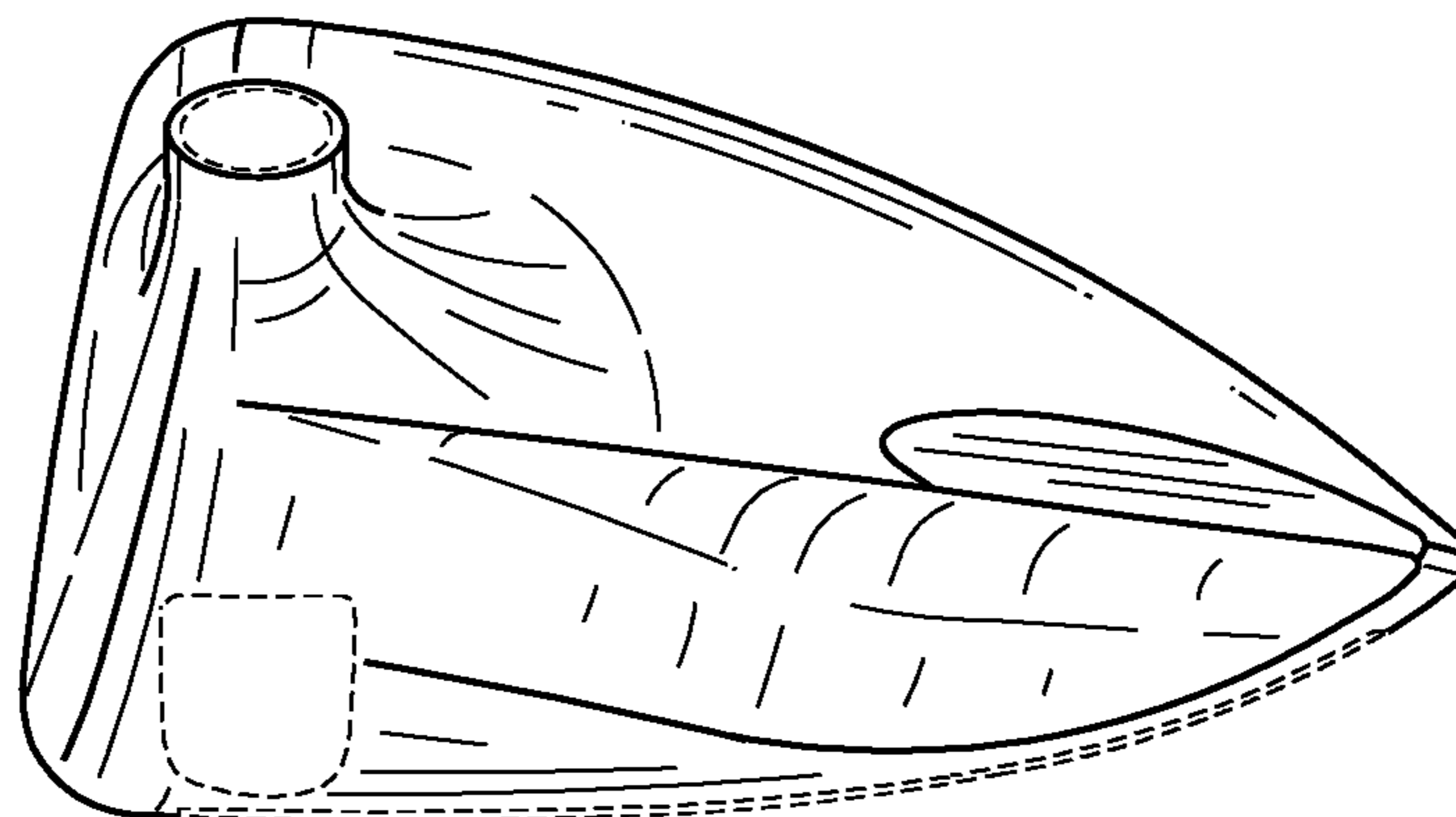


FIG. 8