



US00D816168S

(12) **United States Design Patent** (10) **Patent No.:** **US D816,168 S**  
**Steer** (45) **Date of Patent:** **\*\* Apr. 24, 2018**

(54) **ADVERTISEMENT DISPLAY FRAME**  
(71) Applicant: **Gavin Milton Steer**, Edenvale (ZA)  
(72) Inventor: **Gavin Milton Steer**, Edenvale (ZA)

5,148,618 A \* 9/1992 Brewster ..... G09F 3/18  
40/626  
D392,957 S \* 3/1998 Gaete ..... D20/10  
D393,008 S \* 3/1998 Hiraguchi ..... D20/10  
\* cited by examiner

(\*\*) Term: **15 Years**

*Primary Examiner* — Mary Ann Calabrese  
(74) *Attorney, Agent, or Firm* — Dorsey & Whitney LLP

(21) Appl. No.: **29/541,272**

(57) **CLAIM**

The ornamental design for an advertisement display frame, as shown and described.

(22) Filed: **Oct. 1, 2015**

**DESCRIPTION**

(30) **Foreign Application Priority Data**

Apr. 2, 2015 (ZA) ..... A2015/00548

(51) **LOC (11) Cl.** ..... **20-03**

(52) **U.S. Cl.**  
USPC ..... **D20/43; D6/300**

(58) **Field of Classification Search**  
USPC ..... D20/10, 19, 42-44, 99; D6/300, 306  
CPC ... G09F 1/10; G09F 1/103; G09F 1/12; G09F  
2001/106; G09F 3/18; G09F 3/185; G09F  
3/20; G09F 3/201; A47G 1/06; A47G  
1/0605

See application file for complete search history.

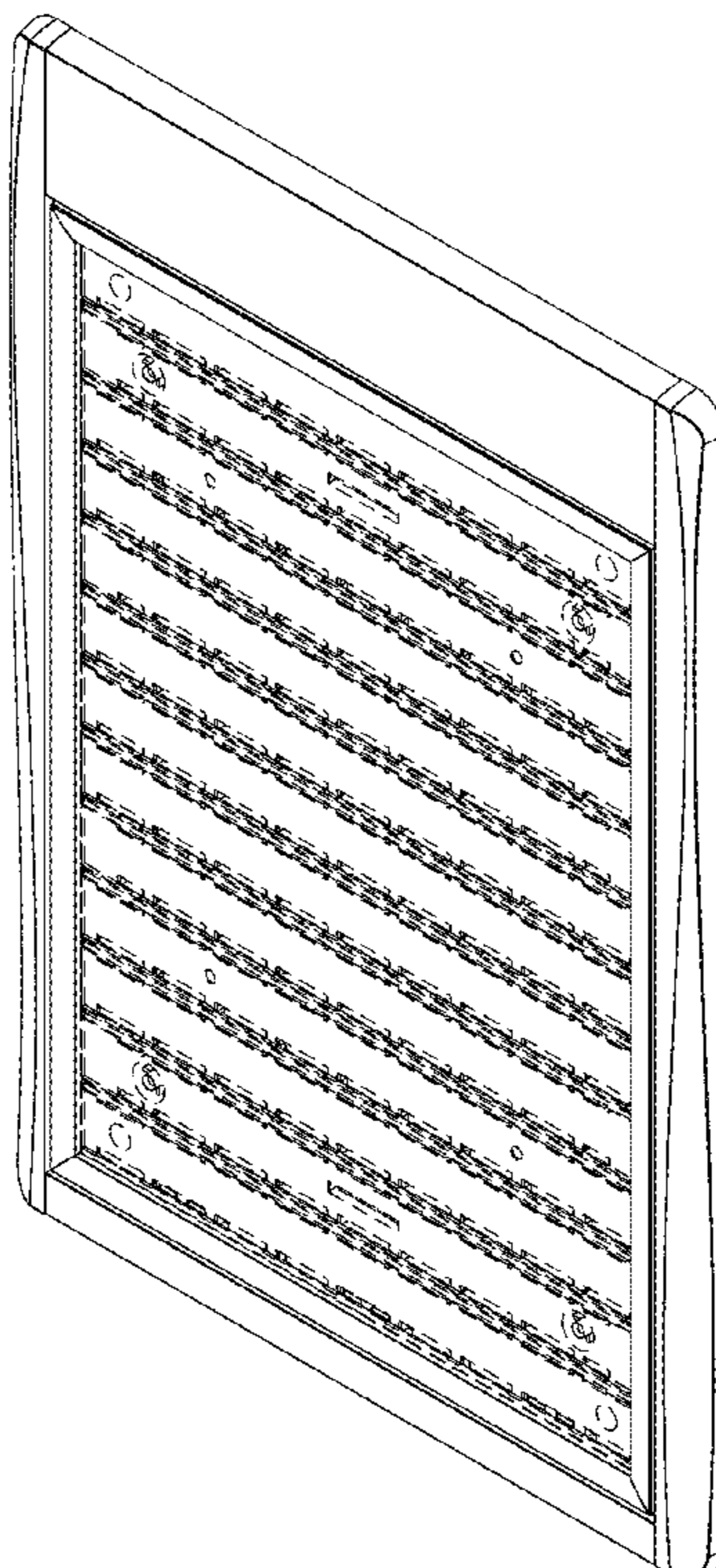
FIG. 1 is a front elevational view of a design for an advertisement display frame;  
FIG. 2 is a back elevational view of the advertisement display frame shown in FIG. 1;  
FIG. 3 is a left side elevational view of the advertisement display frame shown in FIG. 1;  
FIG. 4 is a right side elevational view of the advertisement display frame shown in FIG. 1;  
FIG. 5 is a top plan view of the advertisement display frame shown in FIG. 1;  
FIG. 6 is a bottom plan view of the advertisement display frame shown in FIG. 1;  
FIG. 7 is a first front perspective view of the advertisement display frame shown in FIG. 1;  
FIG. 8 is a second front perspective view of the advertisement display frame shown in FIG. 1; and,  
FIG. 9 is a back perspective view of the advertisement display frame shown in FIG. 1.  
The features shown with broken lines do not form part of the claimed design.

(56) **References Cited**

**U.S. PATENT DOCUMENTS**

D244,660 S \* 6/1977 Vrignaud ..... D6/300  
D265,485 S \* 7/1982 Liptak ..... D20/10  
D270,066 S \* 8/1983 Ackeret ..... 40/513

**1 Claim, 7 Drawing Sheets**






Fig. 1

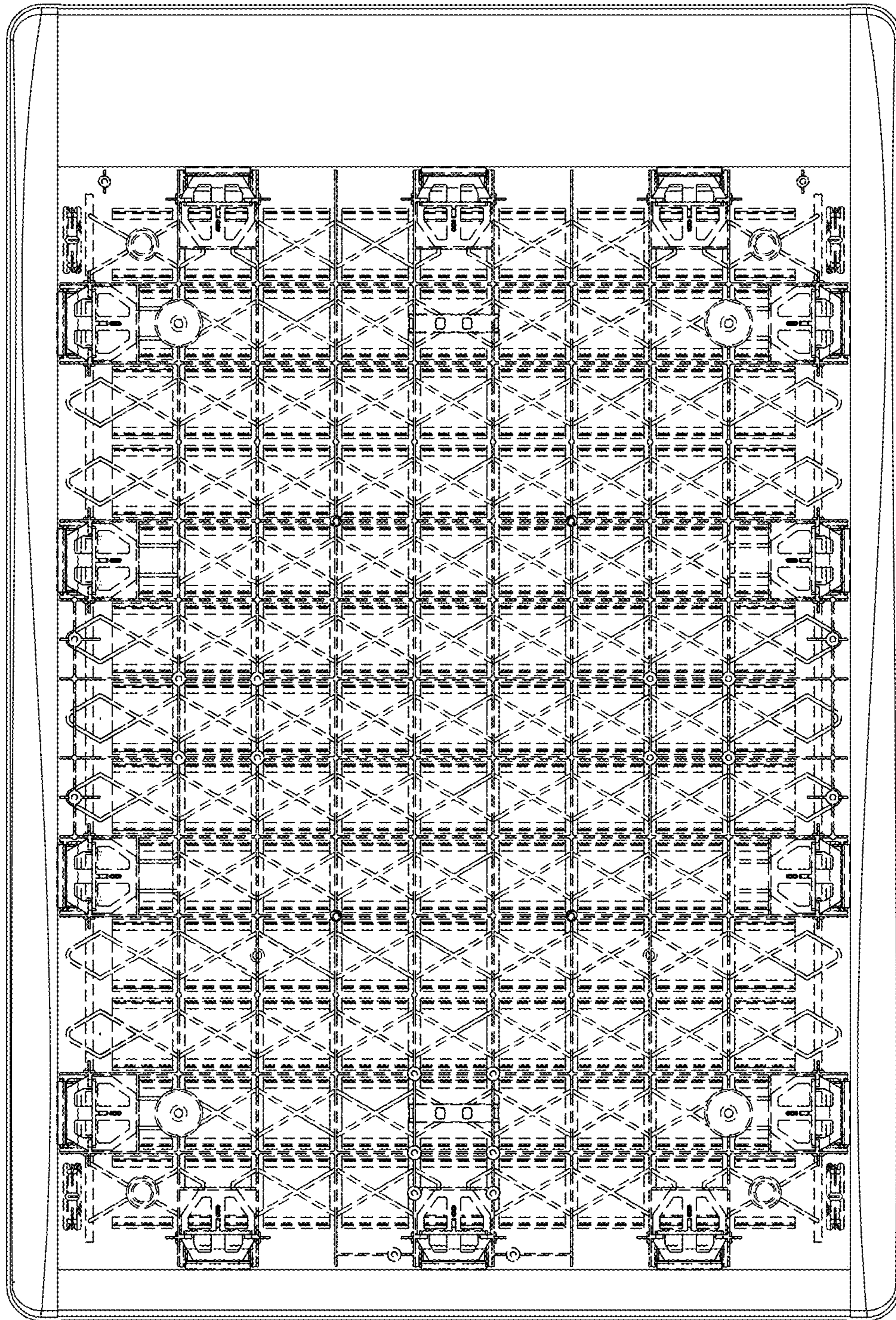


Fig. 2



Fig. 3

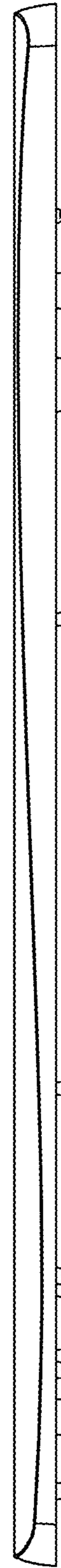


Fig. 4




Fig. 5




Fig. 6

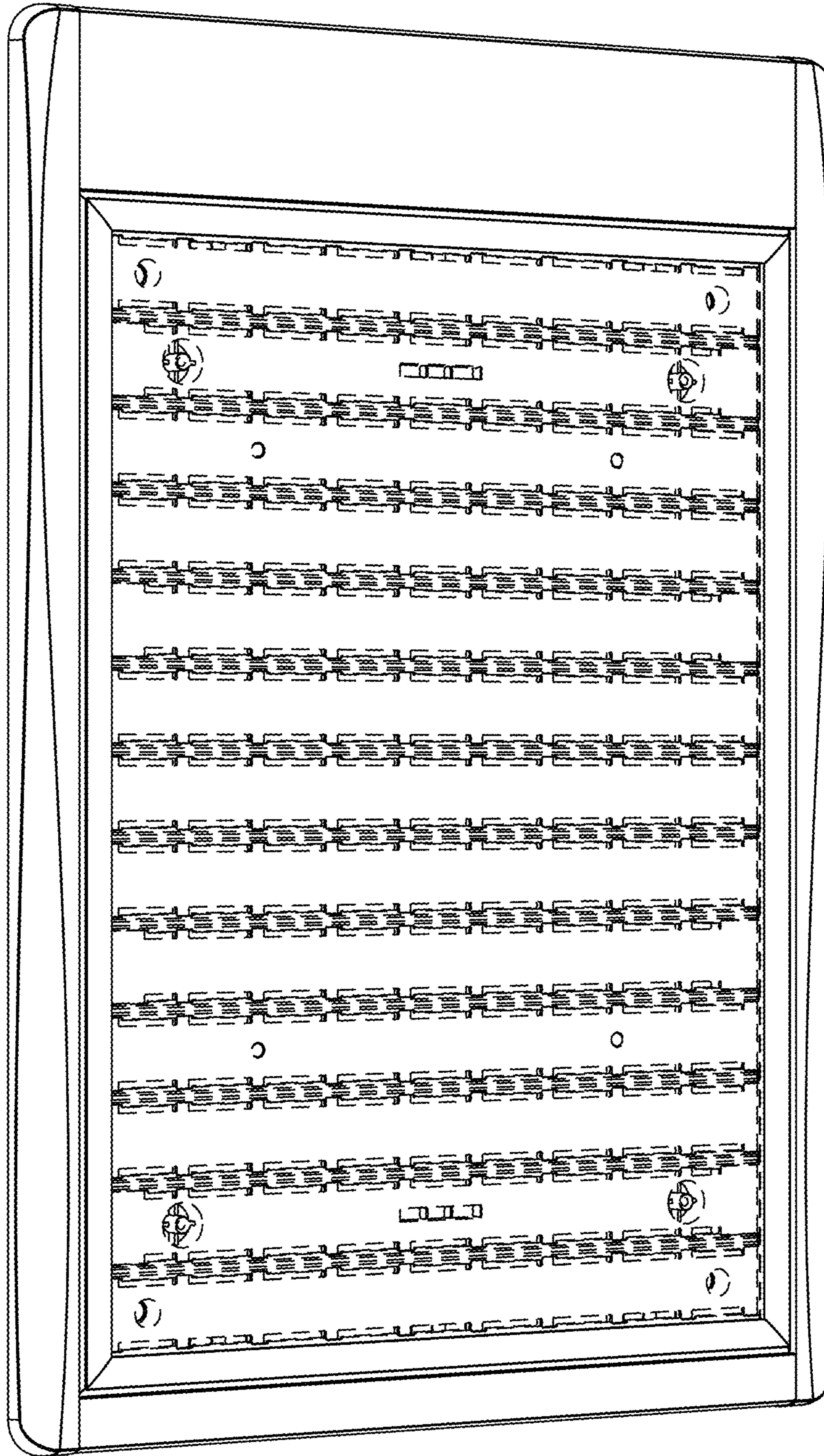


Fig. 7

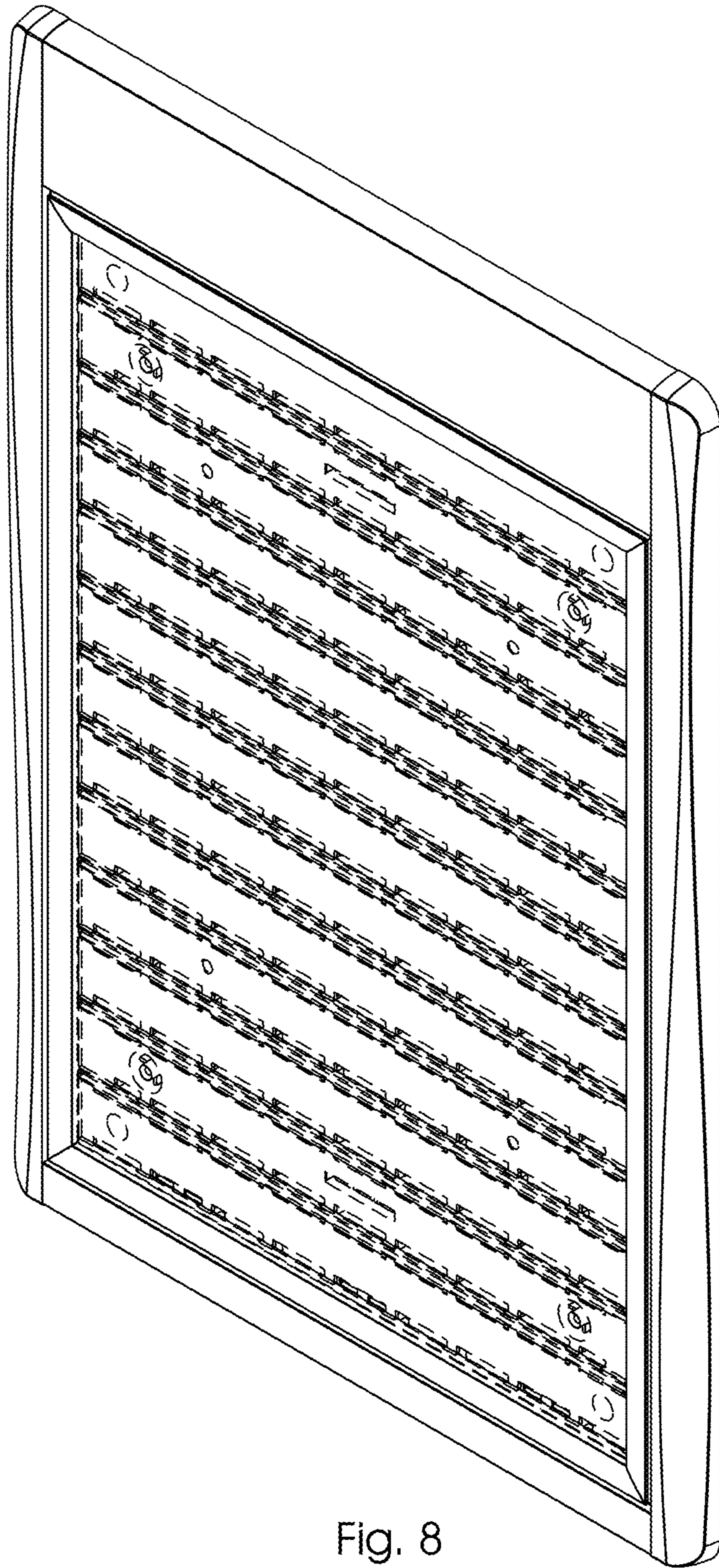


Fig. 8

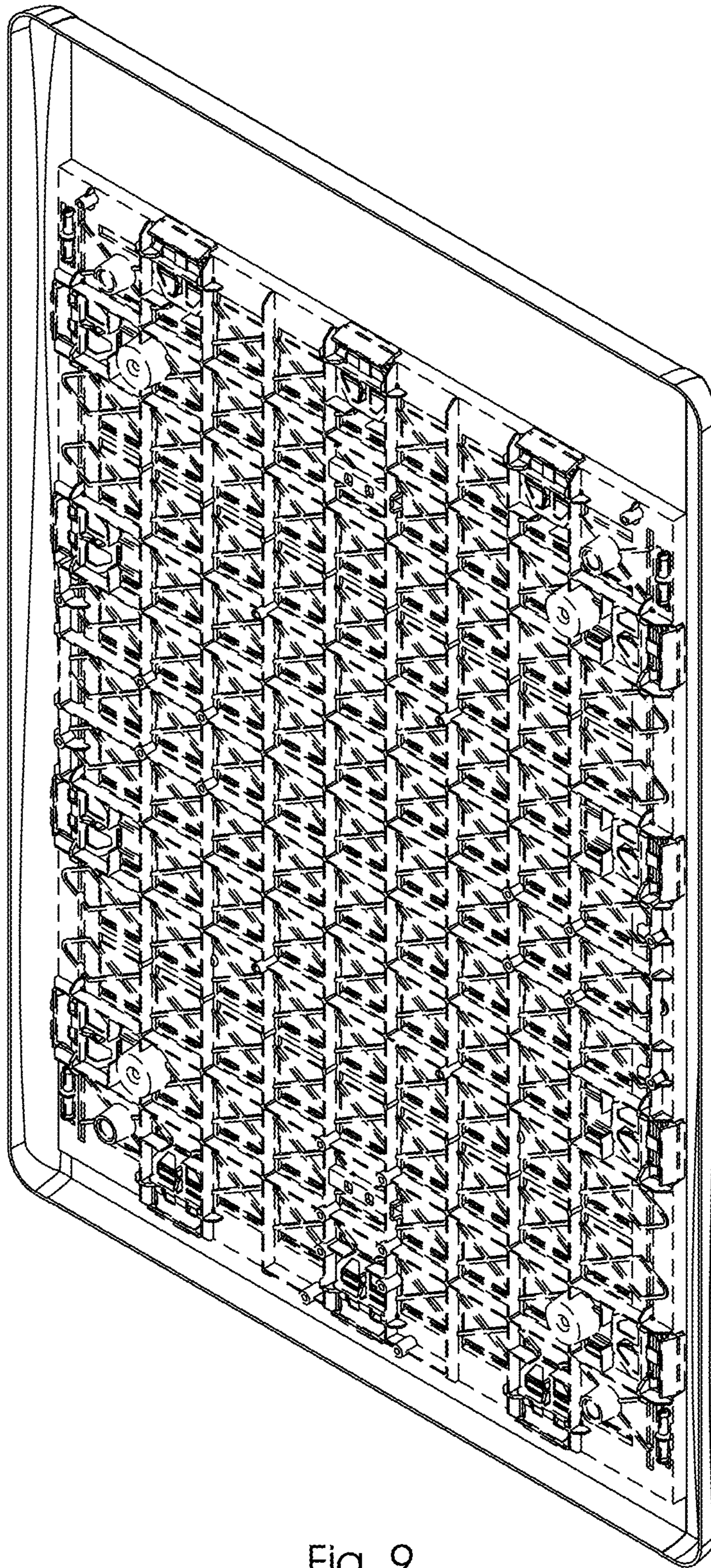


Fig. 9