



US00D816159S

(12) **United States Design Patent**  
**Gardner**

(10) **Patent No.:** **US D816,159 S**  
(45) **Date of Patent:** **\*\* Apr. 24, 2018**

(54) **MAT FRAMED GREETING CARD**

(71) Applicant: **Aaron Gardner**, Atlanta, GA (US)

(72) Inventor: **Aaron Gardner**, Atlanta, GA (US)

(73) Assignee: **Aaron Gardner**, Atlanta, GA (US)

(\*\*) Term: **15 Years**

(21) Appl. No.: **29/554,697**

(22) Filed: **Feb. 14, 2016**

(51) **LOC (11) Cl.** ..... **19-01**

(52) **U.S. Cl.**  
USPC ..... **D19/1; D6/310**

(58) **Field of Classification Search**

USPC .... D19/1-10, 20-34, 86; 40/124.01-124.15,  
40/672, 661, 726, 427, 445-457, 463;  
283/72, 74-75, 63.1; 206/449, 308.3,  
206/472; D21/385; 229/92, 92.1, 300;  
462/64-66, 17, 55; 345/87, 904;  
434/317, 169, 362, 185, 308, 368, 309,  
434/311, 318, 320, 321; 281/3.1, 15.1,  
281/19.1, 21.1, 29, 38; D14/371, 374,  
D14/435; 248/444.1; D6/300-314  
CPC ..... B42D 25/00; B42D 25/23; B42D 25/26;  
B42D 25/29; B42D 25/30; B42D 25/285;  
B42D 15/022; B42D 15/027; B42D  
15/045; B42D 15/042; B42D 15/02;  
B42D 15/04; B42D 2033/02; B42D  
2033/04; B42D 2033/10; B42D 2033/16;  
B42D 2033/18; B42D 2033/20; B42D  
2033/22; B42D 2033/28; B42D 2033/30;  
G09F 27/00; G09F 1/00; A63H 3/28

See application file for complete search history.

(56) **References Cited**

**U.S. PATENT DOCUMENTS**

2,360,916 A 10/1944 von Trott  
D278,865 S \* 5/1985 McCaffrey ..... D6/300

4,613,157 A 9/1986 Drabish  
D304,459 S \* 11/1989 Lambert ..... D19/1  
4,951,404 A 8/1990 Lithwick  
D312,655 S \* 12/1990 Faiola ..... D19/1  
5,242,062 A 9/1993 Engraville  
5,375,351 A \* 12/1994 King ..... G09F 1/12  
40/124.04  
5,522,622 A 6/1996 Segar  
5,551,730 A 9/1996 Barreca  
D432,570 S \* 10/2000 Donaldson ..... D19/1  
D497,178 S \* 10/2004 Weir ..... D19/2  
D545,359 S \* 6/2007 Bramhall ..... D19/1  
D665,446 S 8/2012 Mayer

(Continued)

*Primary Examiner* — Abraham Bahta

(57) **CLAIM**

The ornamental design for a mat framed greeting card, as shown and described.

**DESCRIPTION**

FIG. 1 is a perspective view of the mat framed greeting card showing my new design;  
FIG. 2 is a top view thereof;  
FIG. 3 is a side view thereof;  
FIG. 4 is a front view thereof;  
FIG. 5 is a bottom view thereof;  
FIG. 6 is a rear view thereof;  
FIG. 7 is a front plan view of the mat framed greeting card shown in a fully opened condition;  
FIG. 8 is an interior plan view of the mat framed greeting card shown in a fully opened condition; and,  
FIG. 9 is an interior perspective view of the mat framed greeting card shown in a partially opened condition.  
The broken line showing of portions of the mat framed greeting card is included for the purpose of illustrating environmental structure and forms no part of the claimed design.

The break-away portions in FIG. 8 are included to show that the mat framed greeting card has no specific width.

**1 Claim, 5 Drawing Sheets**



(56)

**References Cited**

U.S. PATENT DOCUMENTS

D695,340 S \* 12/2013 Shlonsky ..... D19/9  
D762,262 S \* 7/2016 Richardson ..... D19/1  
D766,364 S \* 9/2016 Nelson ..... D19/2  
2006/0070287 A1 4/2006 Shaw

\* cited by examiner




Fig. 1




Fig. 2



Fig. 3




Fig. 4




Fig. 6




Fig. 5

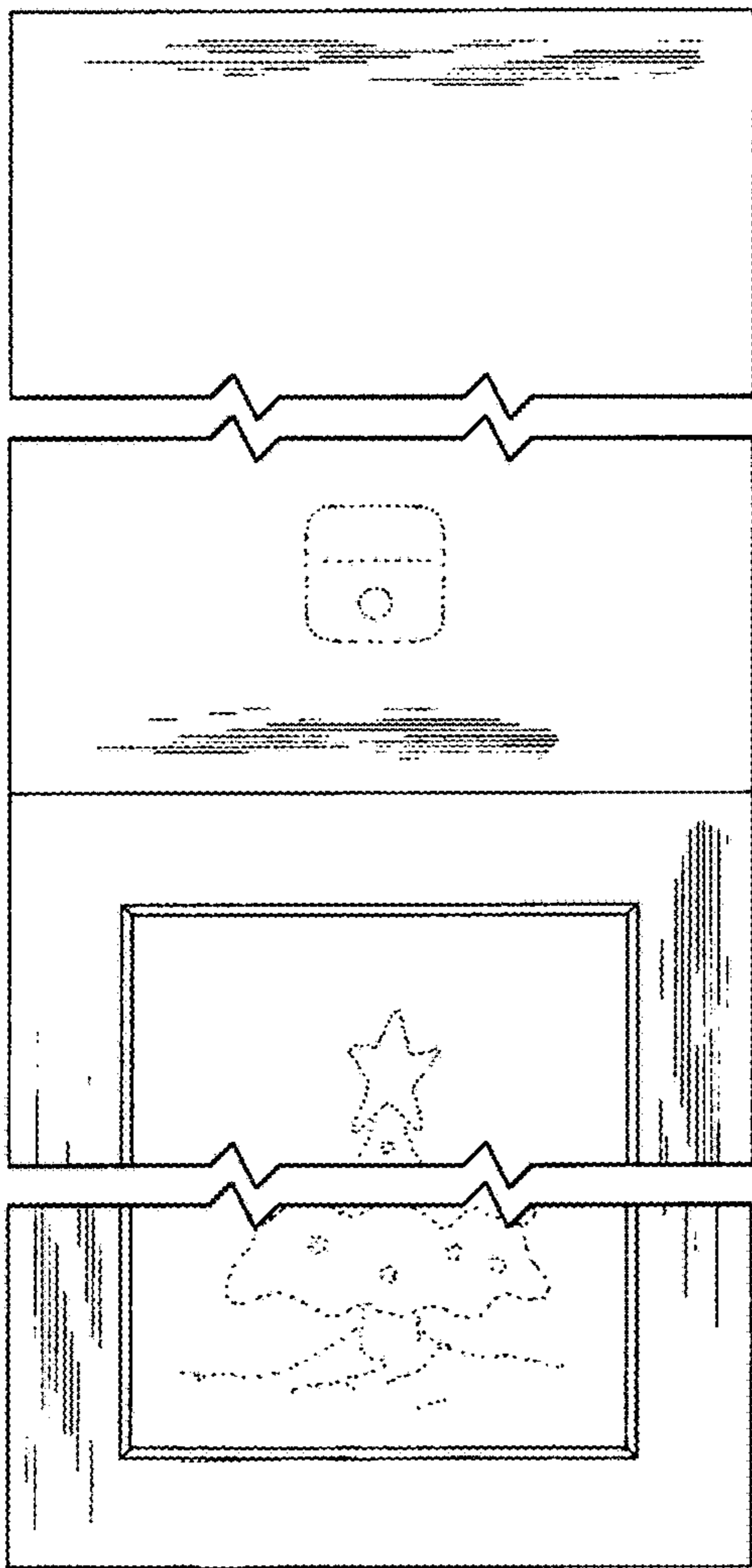


Fig. 7

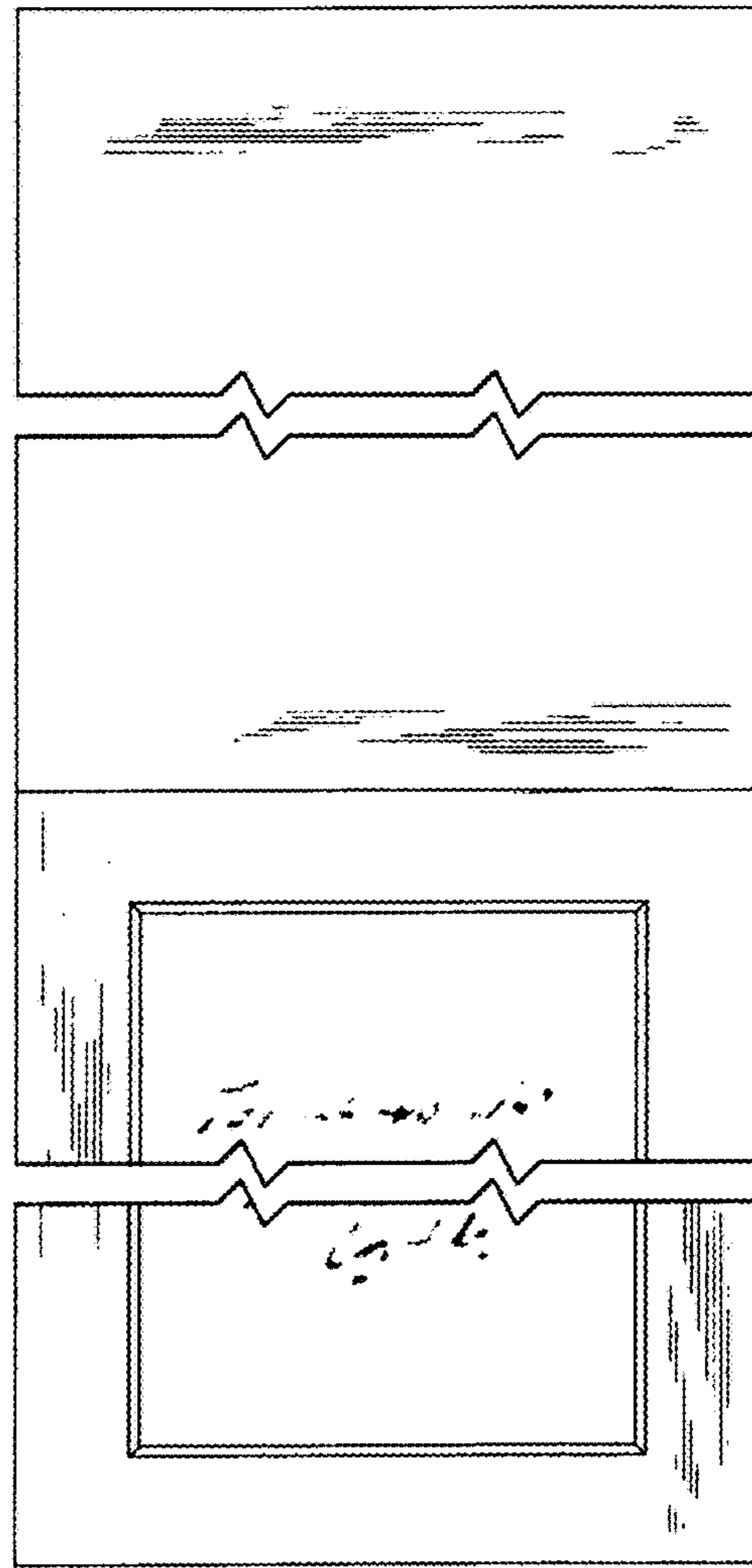


Fig. 8




Fig. 9