



US00D816075S

(12) **United States Design Patent**
Cavenagh et al.

(10) **Patent No.:** **US D816,075 S**
(45) **Date of Patent:** **** Apr. 24, 2018**

- (54) **CASE FOR A SMARTPHONE**
- (71) Applicant: **OTTER PRODUCTS, LLC**, Fort Collins, CO (US)
- (72) Inventors: **Ryan J. Cavenagh**, Fort Collins, CO (US); **Zachariah J. Pickett**, Fort Collins, CO (US)
- (73) Assignee: **Otter Products, LLC**, Fort Collins, CO (US)
- (**) Term: **15 Years**
- (21) Appl. No.: **29/587,198**
- (22) Filed: **Dec. 12, 2016**
- (51) **LOC (11) Cl.** **14-03**
- (52) **U.S. Cl.**
USPC **D14/250**
- (58) **Field of Classification Search**
USPC D3/218, 232, 233, 239, 242, 245–251, D3/269, 273, 301, 303; D13/103, 107, D13/108, 119; D14/137, 138 R, 138 AA, D14/138 C, 138 G, 203.3–203.7, 217, D14/238.1, 247, 248, 250, 251–253, 440
CPC H04B 1/3888; H04M 1/0283; H04M 1/0202; A45C 1/06; A45C 2011/002; A45C 11/00; A45F 2005/028; A45F 2200/0525
See application file for complete search history.

- D634,741 S 3/2011 Richardson et al.
- D637,589 S 5/2011 Willes et al.
- D637,591 S 5/2011 Willes et al.
- D638,411 S 5/2011 Willes et al.
- D638,413 S 5/2011 Magness et al.
- D638,828 S 5/2011 Melanson et al.
- D638,830 S 5/2011 Magness et al.
- D640,680 S 6/2011 Magness et al.
- D641,013 S 7/2011 Richardson et al.
- D642,171 S 7/2011 Melanson et al.
- D643,422 S 8/2011 Smith et al.
- D643,837 S 8/2011 Smith et al.
- D644,637 S 9/2011 Smith et al.
- D644,639 S 9/2011 Weller et al.
- D651,203 S 12/2011 Michie et al.
- D651,594 S 1/2012 Melanson et al.
- D654,484 S 2/2012 Chang et al.
- D654,485 S 2/2012 Chang et al.

(Continued)

Primary Examiner — Susan E Krakower
Assistant Examiner — L. A. Grabenstetter

(57) **CLAIM**

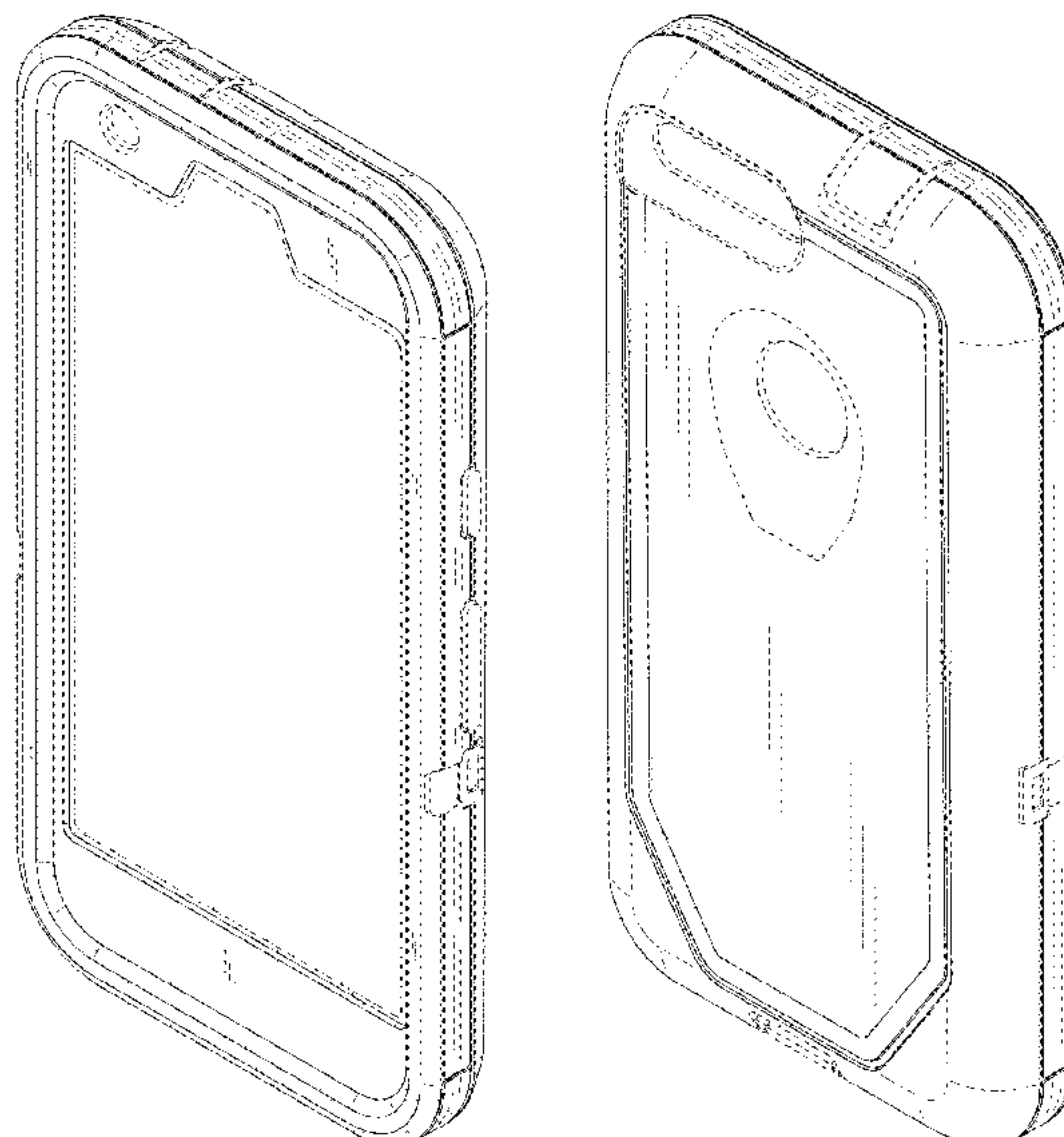
The ornamental design for a case for a smartphone, as shown and described.

DESCRIPTION

FIG. 1 is a front isometric view of a case for a smartphone; FIG. 2 is a rear isometric view thereof; FIG. 3 is a front view thereof; FIG. 4 is a rear view thereof; FIG. 5 is a left view thereof; FIG. 6 is a right view thereof; FIG. 7 is an enlarged top view thereof; and, FIG. 8 is an enlarged bottom view thereof. The dot-dash broken line represents a boundary of the claimed design. The dash-dash broken lines depict unclaimed subject matter. The broken lines and unshaded surfaces bounded by broken lines form no part of the claimed design.

1 Claim, 6 Drawing Sheets

- (56) **References Cited**
U.S. PATENT DOCUMENTS
- D459,346 S 6/2002 Powell
- 7,609,512 B2 10/2009 Richardson et al.
- D621,821 S 8/2010 Richardson et al.
- D623,639 S 9/2010 Richardson et al.
- D624,533 S 9/2010 Richardson et al.
- D632,685 S 2/2011 Richardson et al.
- D632,686 S 2/2011 Magness et al.



(56)

References Cited

U.S. PATENT DOCUMENTS

D654,487 S	2/2012	Weller et al.	
D654,492 S	2/2012	Melanson et al.	
D656,495 S *	3/2012	Andre	D14/250
D662,924 S *	7/2012	Melanson	D14/250
D673,541 S	1/2013	Weller et al.	
D673,542 S	1/2013	Melanson et al.	
D673,543 S	1/2013	Melanson et al.	
D673,545 S	1/2013	Magness et al.	
D673,552 S	1/2013	Weller et al.	
D673,569 S	1/2013	Smith et al.	
D673,939 S	1/2013	Chang et al.	
D673,940 S	1/2013	Chang et al.	
D673,941 S	1/2013	Melanson et al.	
D674,791 S	1/2013	Melanson et al.	
D675,603 S	2/2013	Melanson et al.	
D675,604 S	2/2013	Limber et al.	
D675,606 S	2/2013	Adelman et al.	
D676,433 S	2/2013	Smith et al.	
D676,435 S	2/2013	Chang et al.	
D676,838 S	2/2013	Magness et al.	
D676,840 S	2/2013	Chang et al.	
D676,845 S	2/2013	Melanson et al.	
D677,251 S	3/2013	Melanson et al.	
D680,522 S	4/2013	Melanson	
D681,022 S	4/2013	Chang et al.	
D681,023 S	4/2013	Weller et al.	
D681,613 S	5/2013	Magness et al.	
D681,623 S	5/2013	Chang et al.	
D683,338 S	5/2013	Wilson et al.	
D683,341 S	5/2013	Melanson et al.	
D684,568 S	6/2013	Fitzgerald et al.	
D685,780 S *	7/2013	Murchison	D14/250
D694,244 S	11/2013	Magness et al.	
D695,297 S	12/2013	Sun et al.	
D695,744 S	12/2013	Weller et al.	
D697,903 S	1/2014	Witter et al.	
D697,905 S	1/2014	Chang et al.	
D698,344 S	1/2014	Weller et al.	
D698,345 S	1/2014	Chang et al.	
D699,715 S	2/2014	Fitzgerald et al.	
D703,199 S	4/2014	Smith	
D703,211 S	4/2014	Weller et al.	
D703,648 S	4/2014	Magness et al.	
D703,652 S	4/2014	Melanson et al.	
D703,653 S	4/2014	Brubaker et al.	
D703,654 S	4/2014	Melanson et al.	
D704,182 S	5/2014	Smith	
D704,687 S	5/2014	Northrup et al.	
D709,062 S	7/2014	Melanson et al.	
D709,063 S	7/2014	Chang et al.	
D709,488 S	7/2014	Bulkley et al.	
D709,868 S	7/2014	Witter et al.	
D710,346 S	8/2014	Smith et al.	
D716,281 S	10/2014	Melanson et al.	
D720,738 S	1/2015	Rodriguez et al.	
D720,740 S *	1/2015	Wicks	D14/250
D721,069 S	1/2015	Havens et al.	
D721,070 S	1/2015	Pickett et al.	
D721,358 S	1/2015	Pickett et al.	
D738,365 S	9/2015	Melanson et al.	
D741,844 S	10/2015	Rayner et al.	
D751,058 S	3/2016	Cocchia et al.	
D751,542 S	3/2016	Daniel	
D753,099 S	4/2016	Kim	
D756,910 S *	5/2016	Gupta	D13/103
D756,911 S	5/2016	Gupta et al.	
D761,239 S	7/2016	Kim	
D765,632 S	9/2016	Northrup et al.	
D765,643 S *	9/2016	Witter	D14/250
D772,854 S *	11/2016	Igarashi	D14/250
2010/0104814 A1	4/2010	Richardson et al.	
2013/0049142 A1	2/2013	Liu et al.	
2013/0273944 A1 *	10/2013	Wilson	H04M 1/026 455/457
2014/0247235 A1	9/2014	Lee	
2014/0360892 A1	12/2014	Lin	
2015/0244407 A1	8/2015	Peral	

* cited by examiner

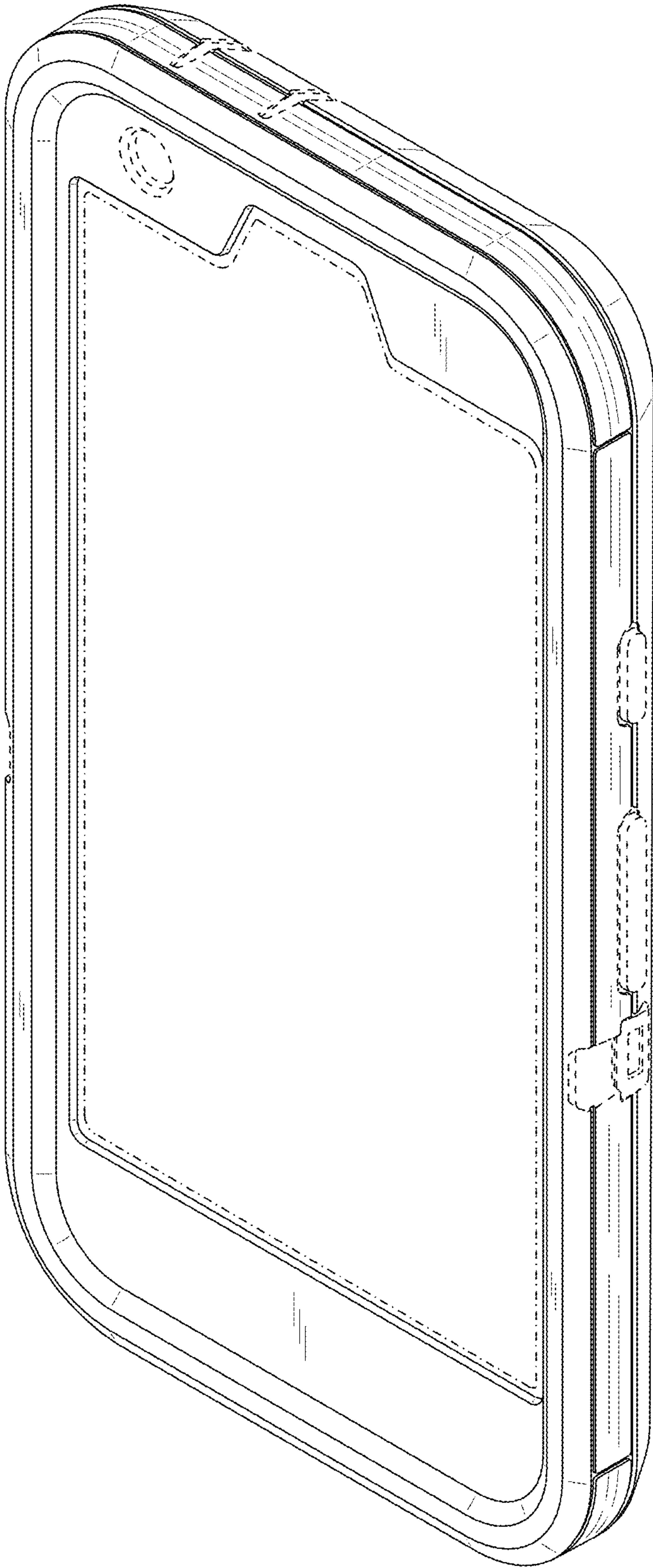


FIG. 1

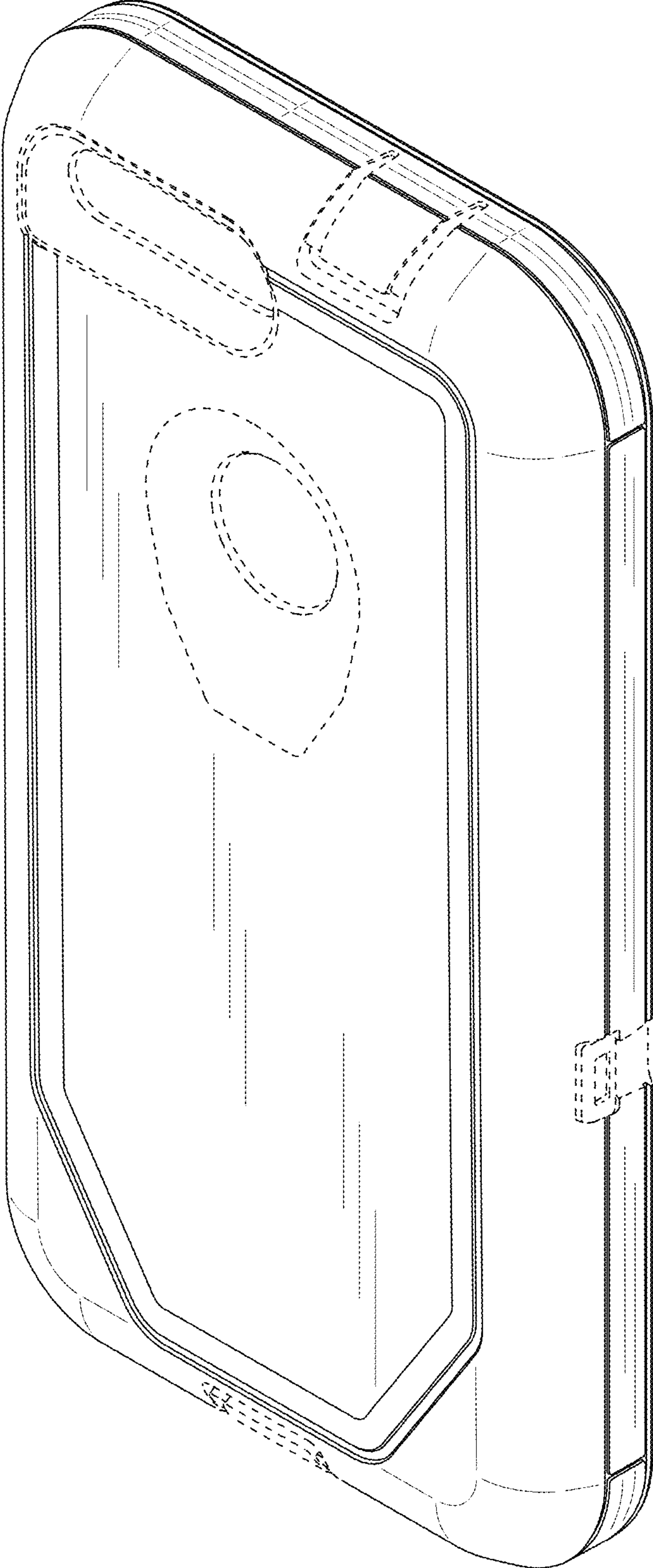


FIG. 2




FIG. 3

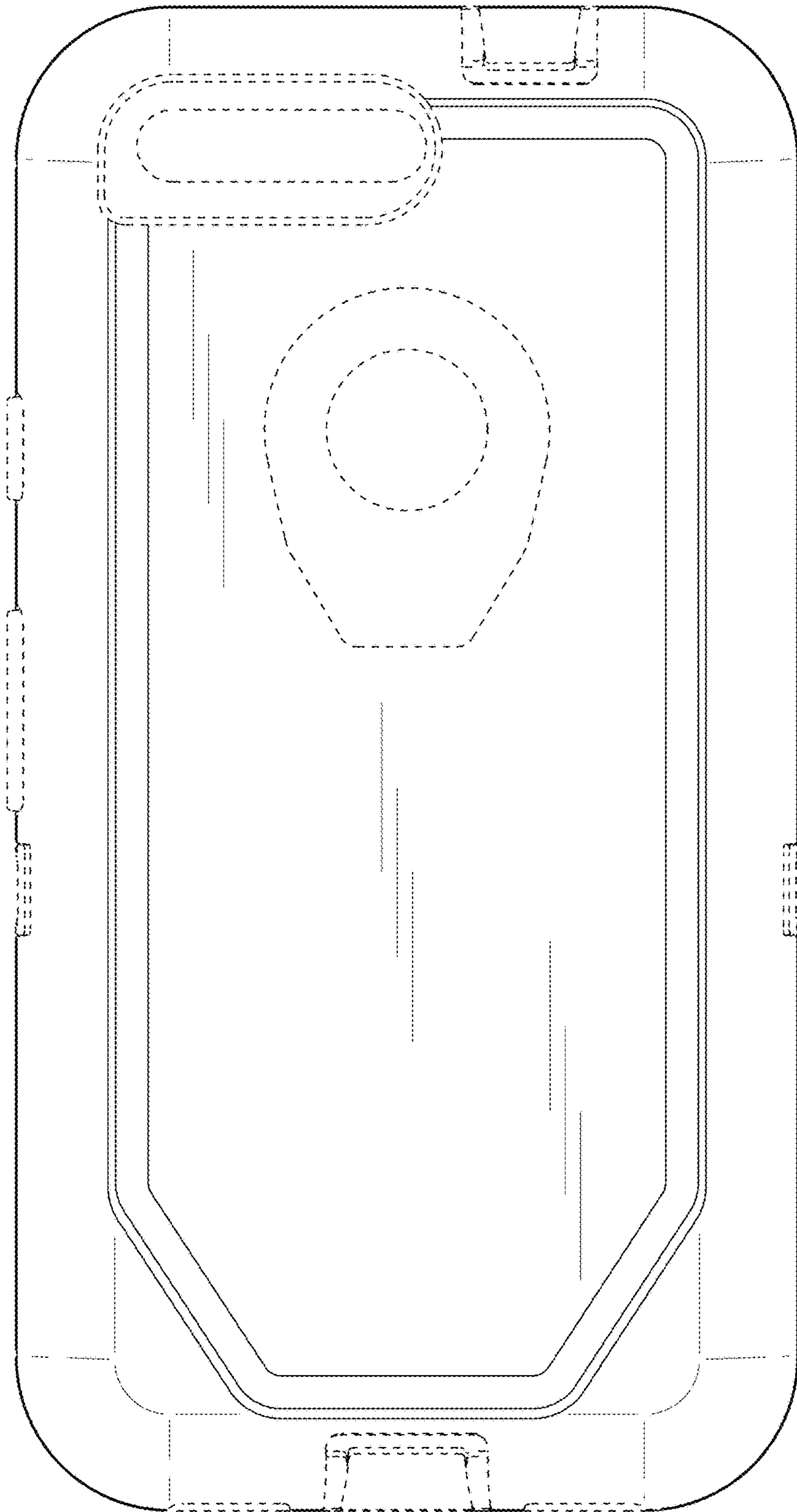


FIG. 4

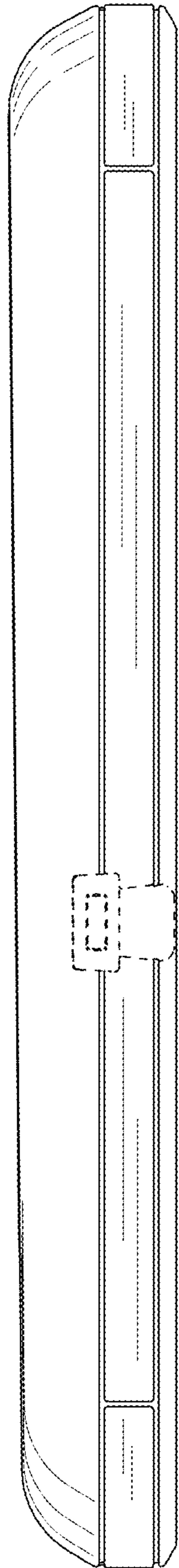


FIG. 5

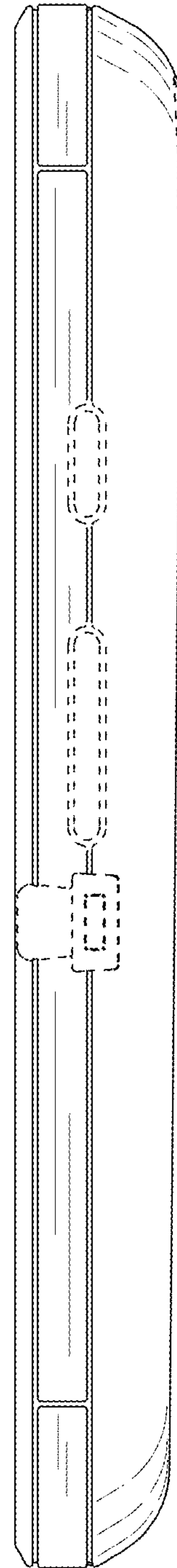


FIG. 6

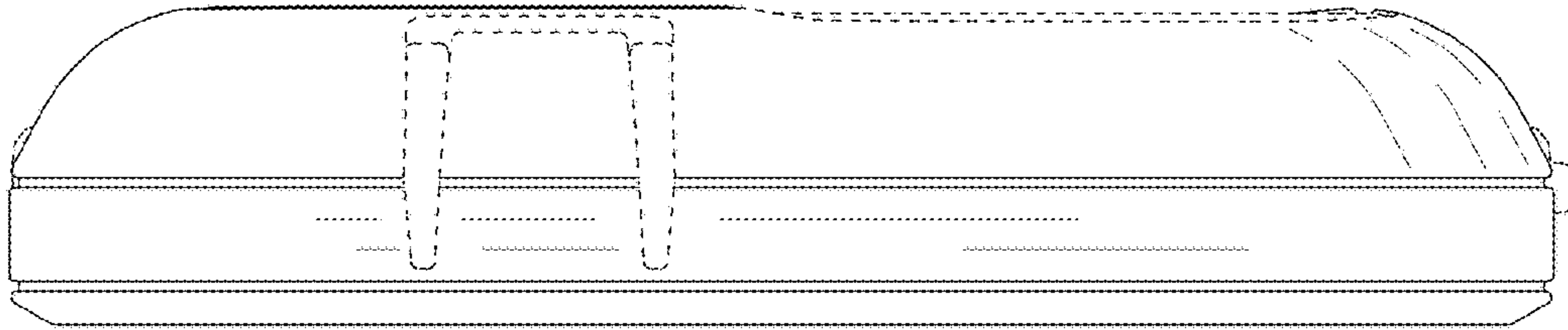


FIG. 7

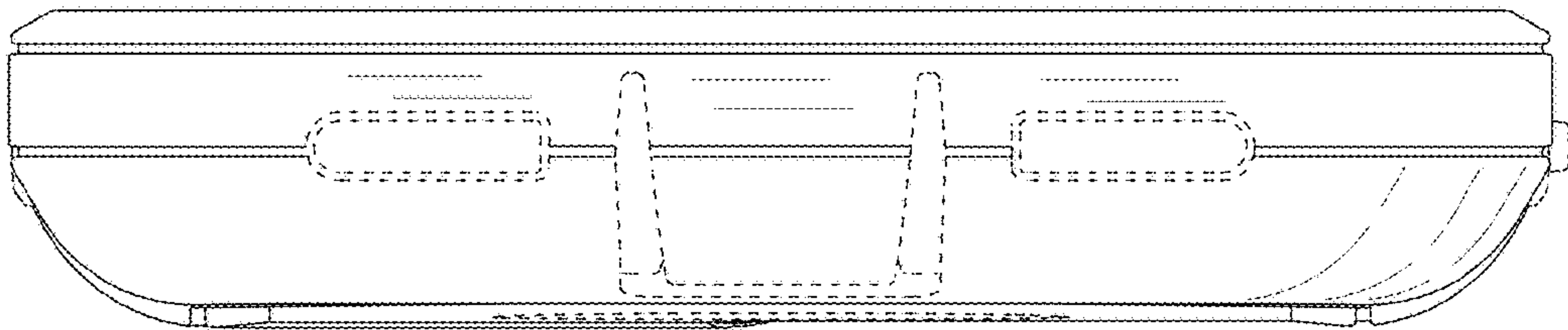


FIG. 8