



US00D816059S

(12) **United States Design Patent**  
**Liu**

(10) **Patent No.:** **US D816,059 S**  
(45) **Date of Patent:** **\*\* Apr. 24, 2018**

(54) **EARPHONES**

(71) Applicant: **HUAWEI TECHNOLOGIES CO., LTD.**, Shenzhen (CN)

(72) Inventor: **Zhaozhao Liu**, Shenzhen (CN)

(73) Assignee: **Huawei Technologies Co., LTD.** (CN)

(\*\*) Term: **15 Years**

(21) Appl. No.: **29/583,325**

(22) Filed: **Nov. 4, 2016**

(30) **Foreign Application Priority Data**

May 6, 2016 (CN) ..... 2016 3 0165741

(51) **LOC (11) Cl.** ..... **14-01**

(52) **U.S. Cl.**  
USPC ..... **D14/205**

(58) **Field of Classification Search**  
USPC ..... D14/205, 223; 181/128, 129, 130;  
381/380, 381, 374, 370, 371, 384;  
455/90.3, 575.1, 569.1; 379/430, 431  
CPC ..... H04R 1/10; H04R 1/1066; H04R 1/1016;  
H04R 1/105; H04R 25/00; H04R 25/558;  
H04R 1/1041; H04R 1/1033  
See application file for complete search history.

(56) **References Cited**

**U.S. PATENT DOCUMENTS**

- 4,133,984 A \* 1/1979 Akiyama ..... H04R 25/456  
181/135
- 4,457,396 A \* 7/1984 James ..... H04R 1/1058  
181/129
- 5,410,608 A \* 4/1995 Lucey ..... H04R 1/083  
381/360
- D481,709 S \* 11/2003 Solderits ..... D14/223
- D505,411 S \* 5/2005 Sakai ..... D14/192

- D531,169 S \* 10/2006 Tokioka ..... D14/223
- D567,217 S \* 4/2008 Kamo ..... D14/205
- D569,841 S \* 5/2008 Chung ..... D14/205
- D591,264 S \* 4/2009 Hong ..... D14/205
- D599,778 S \* 9/2009 Ando ..... D14/205
- D603,380 S \* 11/2009 Hutchieson ..... D14/223
- D605,628 S \* 12/2009 Ando ..... D14/205
- D607,875 S \* 1/2010 Pedersen, II ..... H04R 1/1033  
D14/206
- D621,389 S \* 8/2010 Nagayama ..... D14/223
- D637,999 S \* 5/2011 Brunner ..... D14/205
- D652,822 S \* 1/2012 Lee ..... D14/223
- D658,157 S \* 4/2012 McManigal ..... D14/205
- D660,290 S \* 5/2012 Weedon ..... D14/223
- D666,581 S \* 9/2012 Perez ..... D14/223

(Continued)

*Primary Examiner* — Paula Allen Greene

(74) *Attorney, Agent, or Firm* — Design IP

(57) **CLAIM**

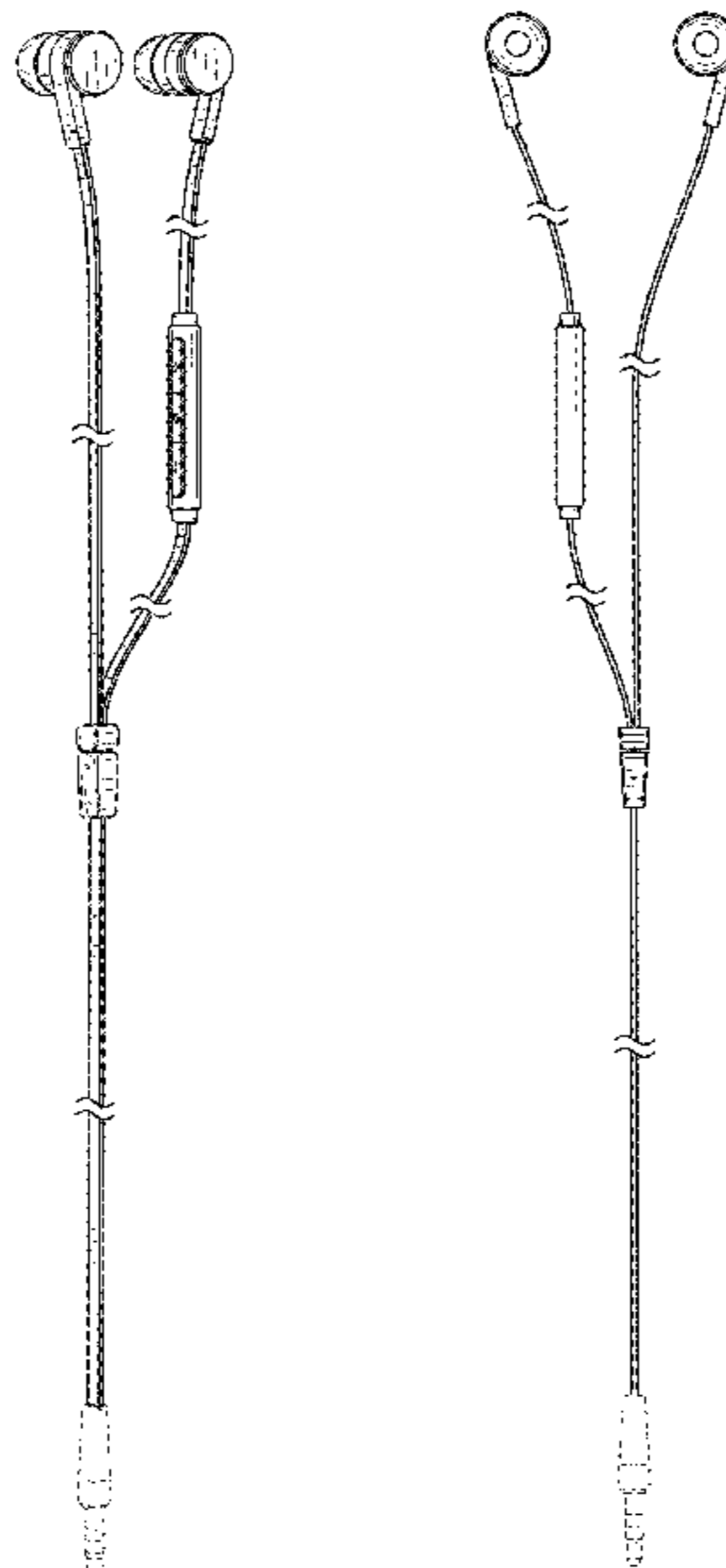
The ornamental design for earphones, as shown and described.

**DESCRIPTION**

FIG. 1 is a front perspective view of a first embodiment of earphones showing my new design;  
FIG. 2 is a front view thereof;  
FIG. 3 is a rear view thereof;  
FIG. 4 is a left side view thereof;  
FIG. 5 is a right side view thereof;  
FIG. 6 is a top view thereof; and,  
FIG. 7 is a bottom view thereof.

The broken line showing of portions of the earbuds in FIGS. 1, 2, 3, 5, and 6 represents environmental subject matter and forms no part of the claimed design. In FIGS. 1, 2, 3, 5, and 6 portions of the cord shown broken away represent indefinite length. The earphones are shown with a symbolic break in its length. The appearance of any portion of the article between the break lines forms no part of the claimed design.

**1 Claim, 7 Drawing Sheets**



(56)

**References Cited**

U.S. PATENT DOCUMENTS

8,345,913	B2 *	1/2013	Pang	.....	H04R 1/1033	
						381/384
8,391,536	B2 *	3/2013	Hashimoto	.....	H04R 1/1016	
						381/370
D680,102	S *	4/2013	Chen	.....	D14/223	
D685,764	S *	7/2013	Coulter	.....	D14/205	
D698,750	S *	2/2014	Yoon	.....	D14/205	
D699,226	S *	2/2014	Yoon	.....	D14/206	
D711,356	S *	8/2014	Yang	.....	D14/223	
D718,744	S *	12/2014	Thompson	.....	D14/223	
D719,551	S *	12/2014	Yang	.....	D14/223	
D726,145	S *	4/2015	Hsieh	.....	D14/205	
D727,871	S *	4/2015	Orbach	.....	D14/205	
9,031,264	B2 *	5/2015	Yang	.....	H04R 1/1033	
						381/189
D776,083	S *	1/2017	Lee	.....	D14/205	
D777,139	S *	1/2017	Fletcher	.....	D14/205	
D782,997	S *	4/2017	Shin	.....	D14/205	
D782,998	S *	4/2017	Shin	.....	D14/205	
D785,592	S *	5/2017	Naitou	.....	D14/205	
D796,475	S *	9/2017	Wang	.....	D14/205	
2007/0098201	A1 *	5/2007	Chen	.....	H04R 1/1016	
						381/380
2011/0317864	A1 *	12/2011	Kaneko	.....	H04R 1/1066	
						381/380
2013/0170692	A1 *	7/2013	Kaneko	.....	H04R 1/1016	
						381/380
2016/0142808	A1 *	5/2016	Monahan	.....	H04R 1/105	
						381/384

\* cited by examiner

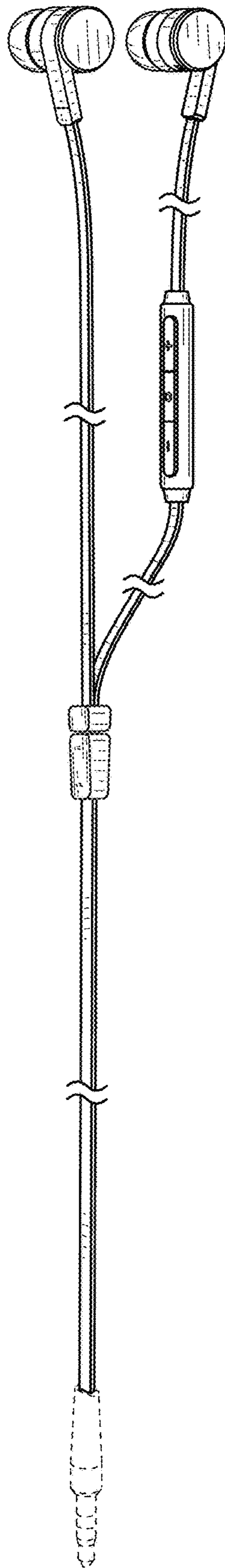


FIG. 1

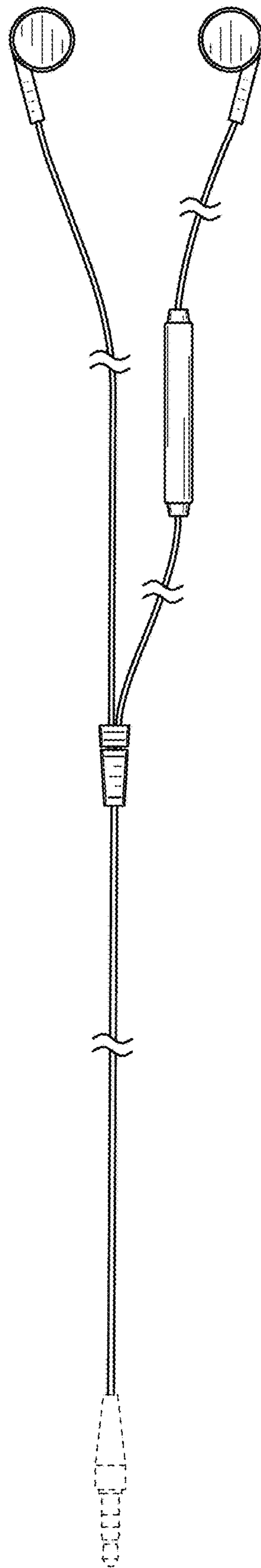


FIG. 2

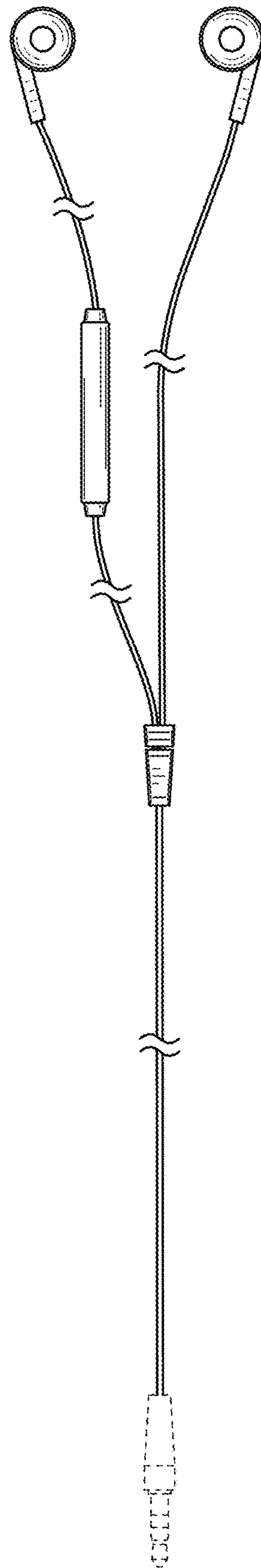


FIG. 3

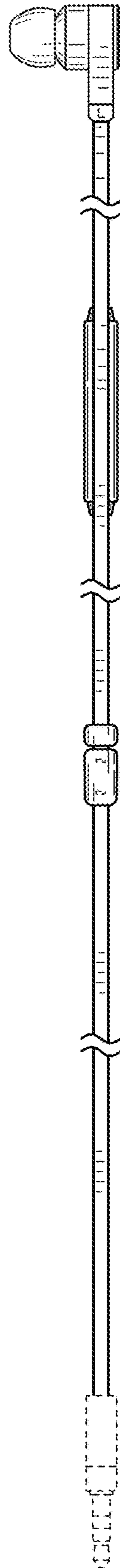


FIG. 4

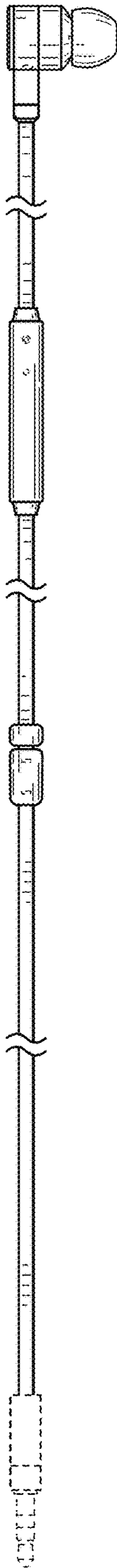


FIG. 5

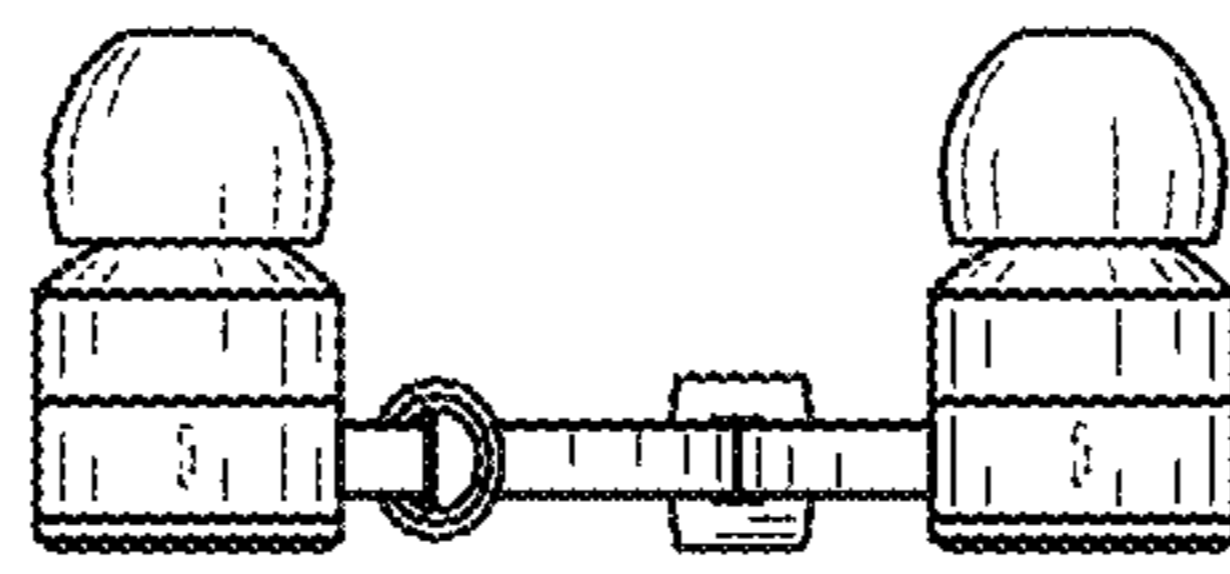


FIG. 6



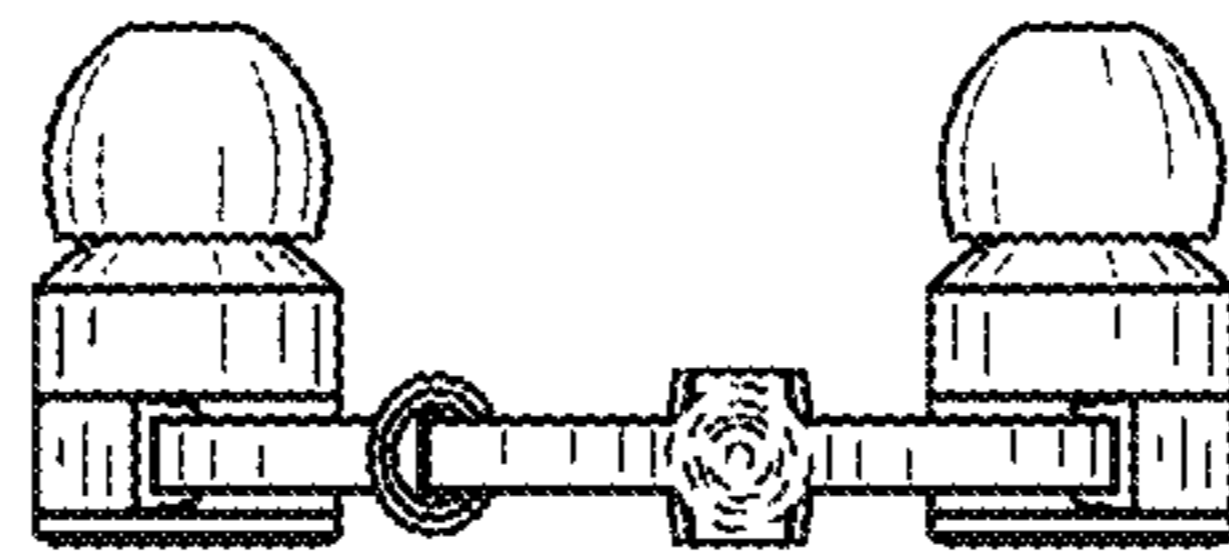


FIG. 7