



US00D816050S

(12) **United States Design Patent**
Li

(10) **Patent No.:** **US D816,050 S**

(45) **Date of Patent:** **** Apr. 24, 2018**

(54) **SET-TOP BOX**

(71) Applicant: **Shiwen Li**, Liuyang (CN)

(72) Inventor: **Shiwen Li**, Liuyang (CN)

(**) Term: **15 Years**

(21) Appl. No.: **29/575,007**

(22) Filed: **Aug. 22, 2016**

(51) **LOC (11) Cl.** **14-03**

(52) **U.S. Cl.**
USPC **D14/125**

(58) **Field of Classification Search**
USPC D14/125, 357-358, 496, 188, 242, 432;
D13/184; 348/10, 460, 706, 731;
340/825.03; 455/6.1, 6.2; 312/223.1, 7.2
CPC H04N 7/00
See application file for complete search history.

(56) **References Cited**

U.S. PATENT DOCUMENTS

D596,177 S * 7/2009 Steele D14/358
D602,020 S * 10/2009 Haspil D14/358
D610,133 S * 2/2010 Asano D14/125

D640,692 S * 6/2011 Waisman-Diamond D14/240
D686,201 S * 7/2013 Lee D14/314
D722,587 S * 2/2015 Green D14/188
D733,708 S * 7/2015 Chen D14/240
D740,262 S * 10/2015 Hasegawa D14/240
D749,570 S * 2/2016 Lee D14/344

* cited by examiner

Primary Examiner — Randall H Gholson

(74) *Attorney, Agent, or Firm* — Justin Lampel


(57) **CLAIM**

The ornamental design for a set-top box, as shown and described.

DESCRIPTION

FIG. 1 is a top, front, right side perspective view of a set-top box showing my new design;
FIG. 2 is a top view thereof;
FIG. 3 is a bottom view thereof;
FIG. 4 is a right side view thereof;
FIG. 5 is a left side view thereof;
FIG. 6 is a front side view thereof; and,
FIG. 7 is a back side view thereof.
The broken lines are for illustrative purposes only and forms no part of the claimed design.

1 Claim, 7 Drawing Sheets






FIG. 1

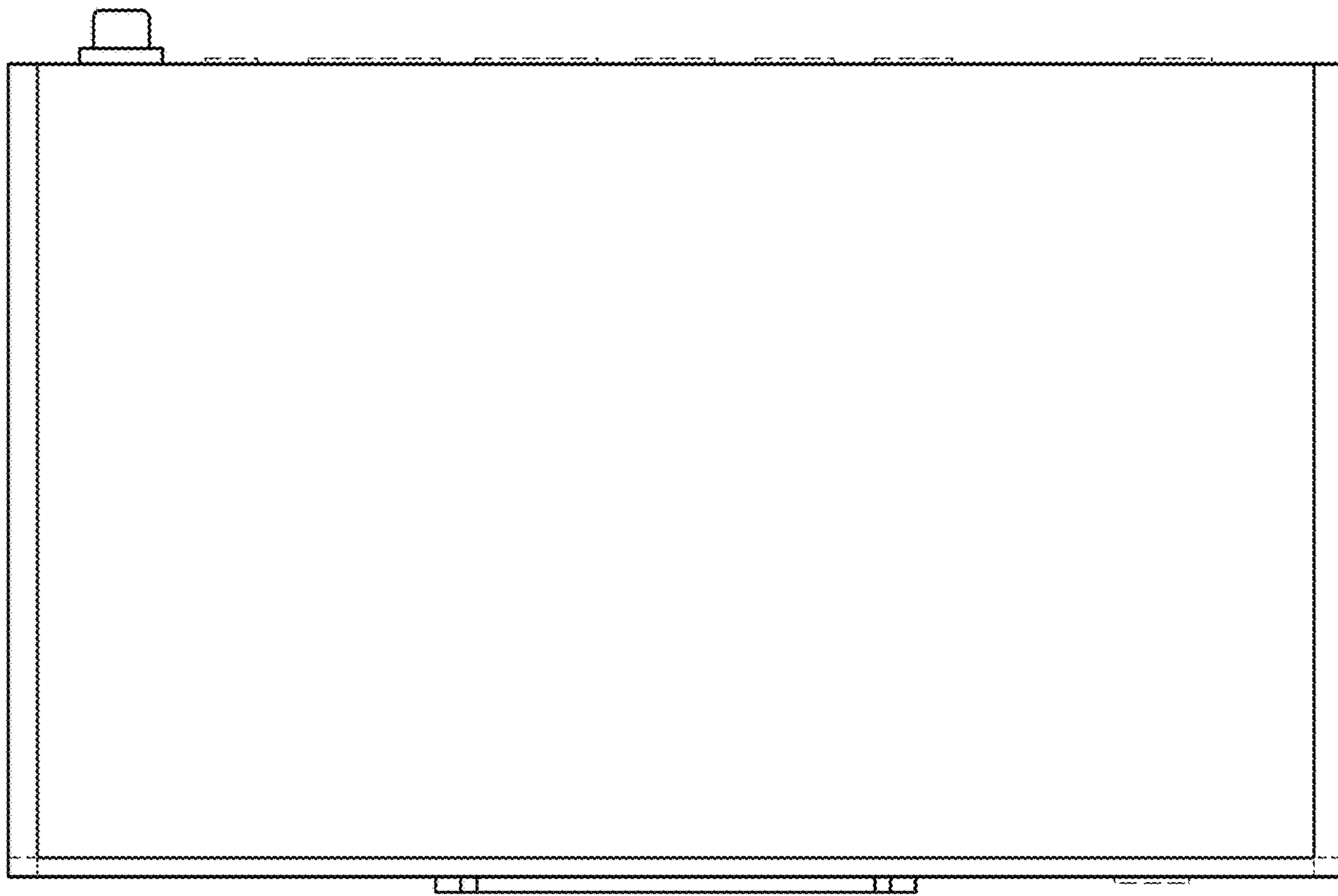


FIG. 2

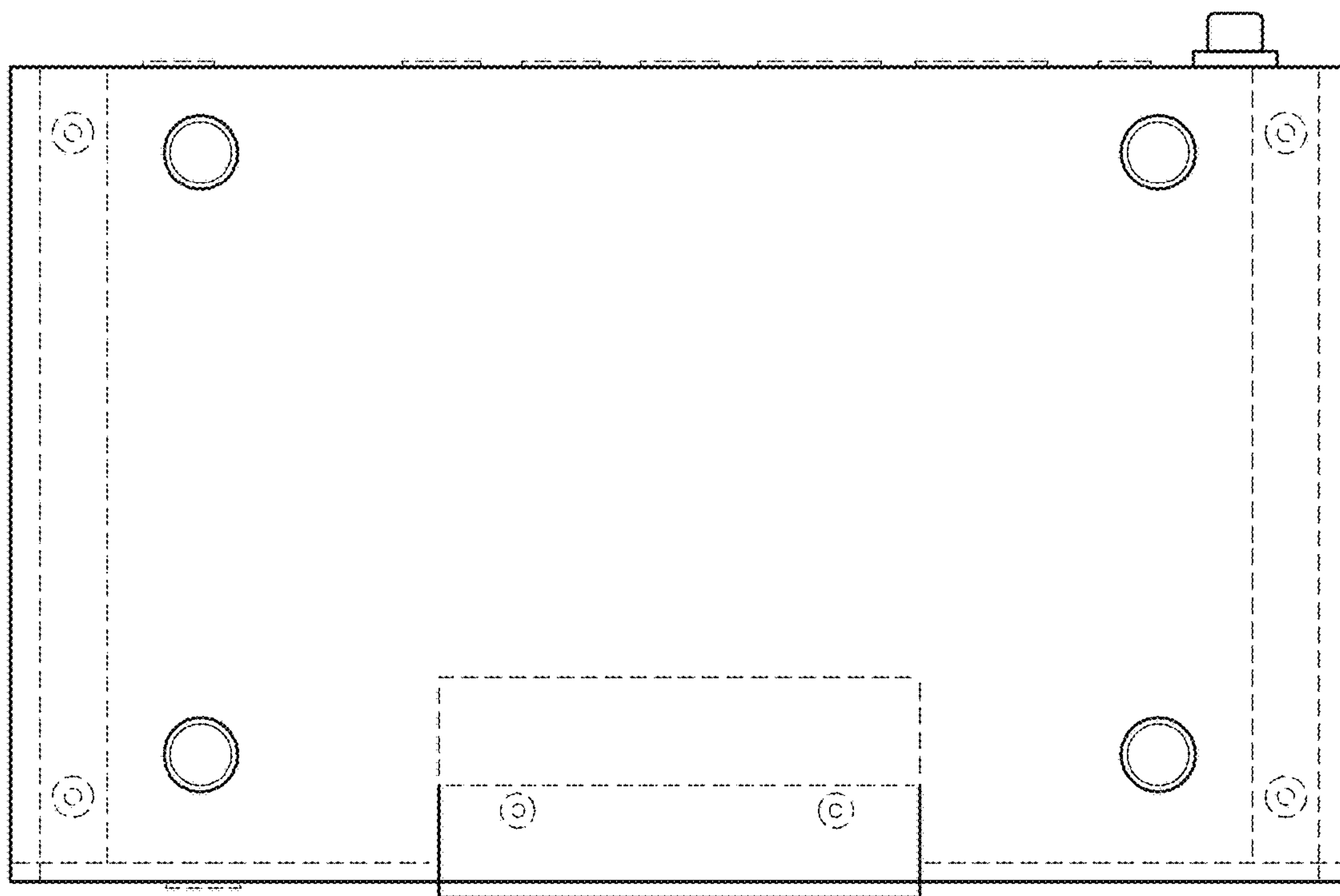


FIG. 3




FIG. 4

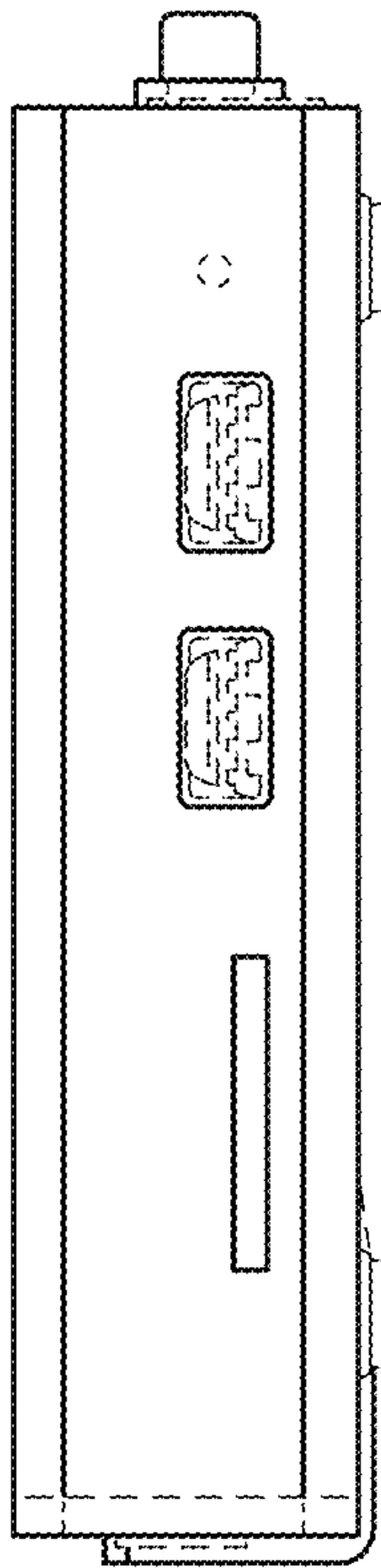


FIG. 5

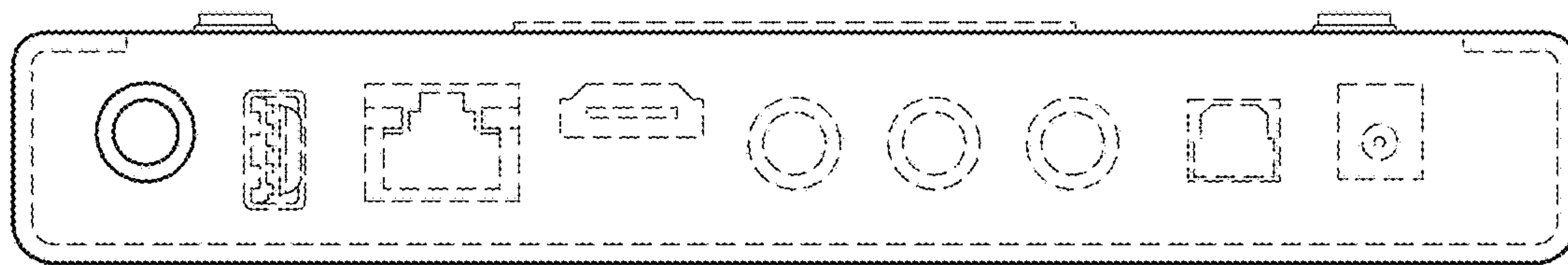


FIG. 6




FIG. 7