



US00D816021S

(12) **United States Design Patent**
Hiser

(10) **Patent No.:** **US D816,021 S**

(45) **Date of Patent:** **** Apr. 24, 2018**

(54) **TIRE TREAD**

(71) Applicant: **COOPER TIRE & RUBBER COMPANY**, Findlay, OH (US)

(72) Inventor: **Brent M. Hiser**, Findlay, OH (US)

(73) Assignee: **COOPER TIRE & RUBBER COMPANY**, Findlay, OH (US)

(**) Term: **15 Years**

(21) Appl. No.: **29/590,588**

(22) Filed: **Jan. 11, 2017**

(51) **LOC (11) Cl.** **12-15**

(52) **U.S. Cl.**
USPC **D12/601**

(58) **Field of Classification Search**
USPC D12/579, 594, 595, 600, 601, 604
CPC B60C 11/0306; B60C 11/11; B60C
2011/0311

See application file for complete search history.

(56) **References Cited**

U.S. PATENT DOCUMENTS

D491,135 S * 6/2004 Lissan D12/601
D735,122 S * 7/2015 Grote D12/601

D792,839 S * 7/2017 Maxwell D12/595
D794,550 S * 8/2017 Schimmoeller, Jr. D12/594
D794,551 S * 8/2017 Schimmoeller, Jr. D12/594

* cited by examiner

Primary Examiner — Robert M. Spear

(74) *Attorney, Agent, or Firm* — Fay Sharpe LLP

(57) **CLAIM**

The ornamental design for a tire tread, as shown and described.

DESCRIPTION

FIG. 1 is a perspective view of a tire tread of the present application;

FIG. 2 is a front view thereof;

FIG. 3 is side view thereof;

FIG. 4 is an enlarged partial perspective view thereof; and, FIG. 5 is an enlarged partial front view thereof.

The broken lines and the region between the inner bead and the sidewall depict subject matter that forms no part of the claimed tire tread design, and is included for the purpose of illustrating the full tire. The tread pattern is understood to repeat throughout the circumference of the tire. The other side view is identical to the illustrated side view of FIG. 2.

1 Claim, 5 Drawing Sheets

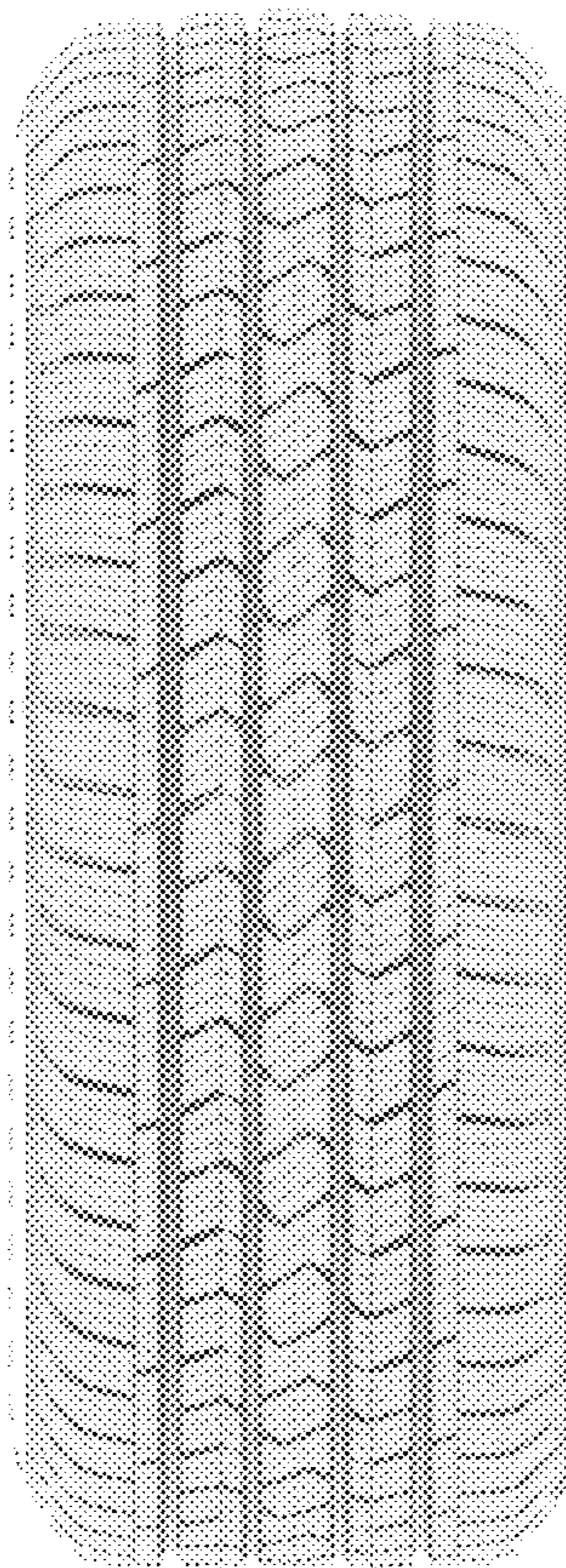
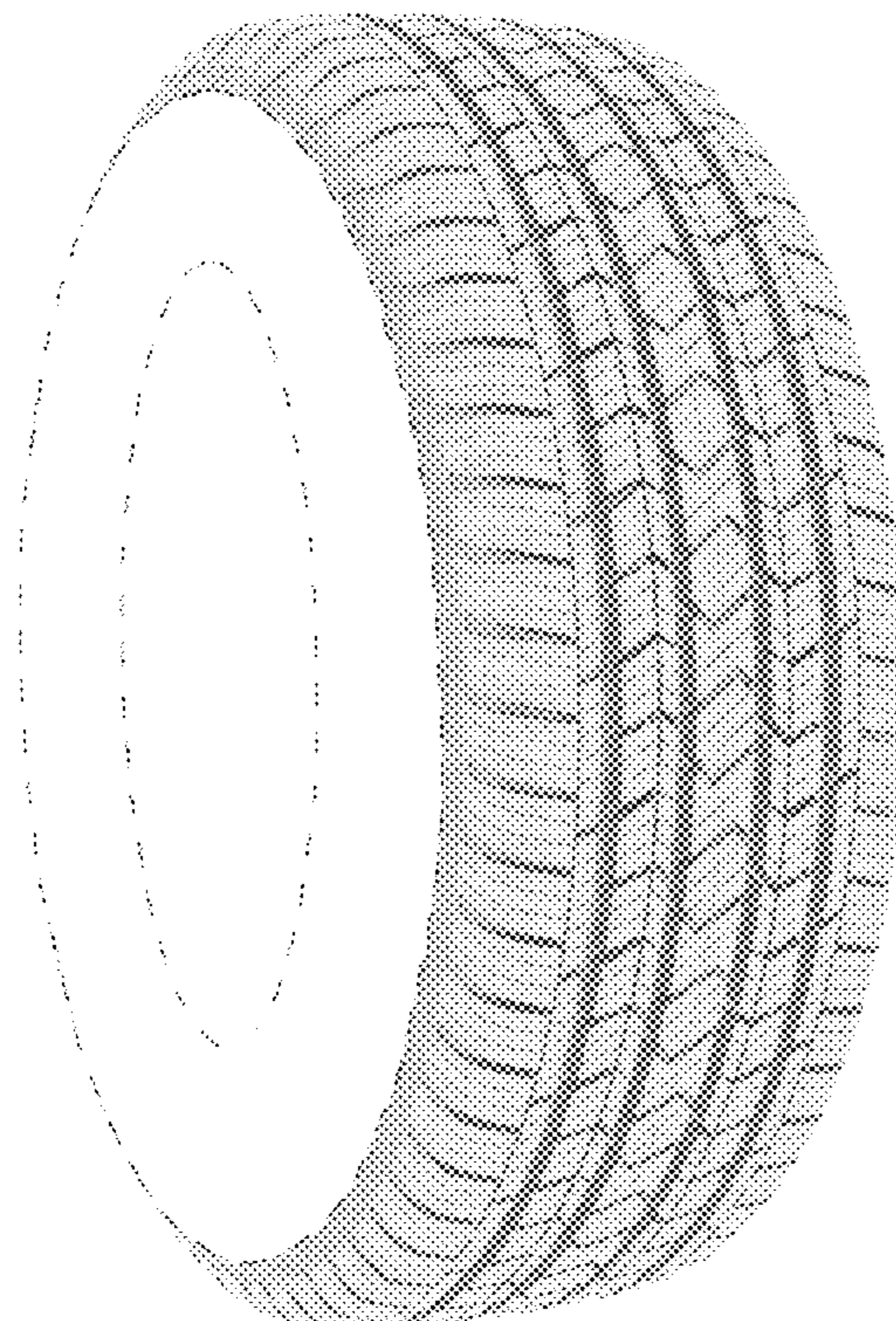




FIG 1




FIG 2

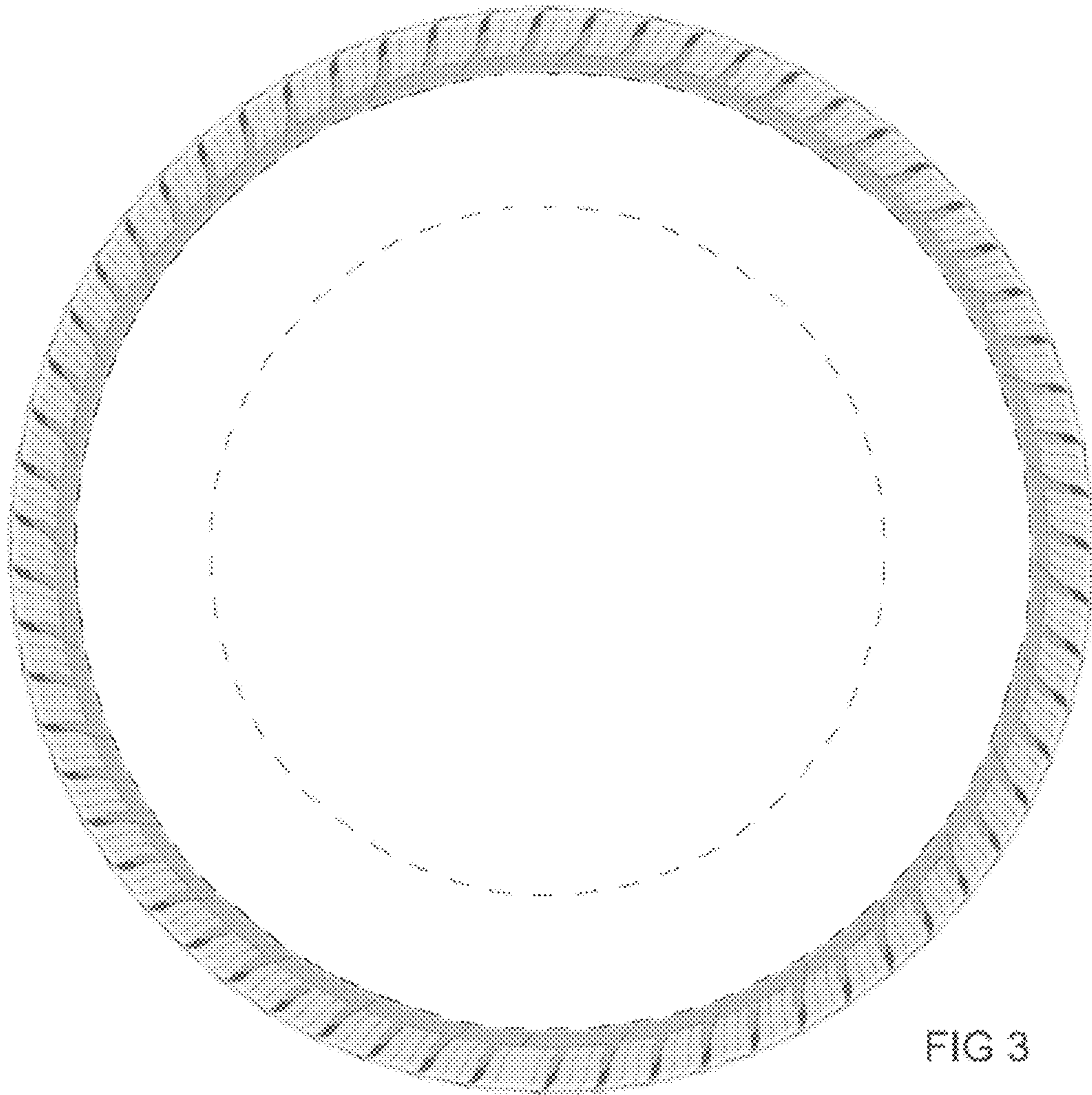


FIG 3




FIG. 4

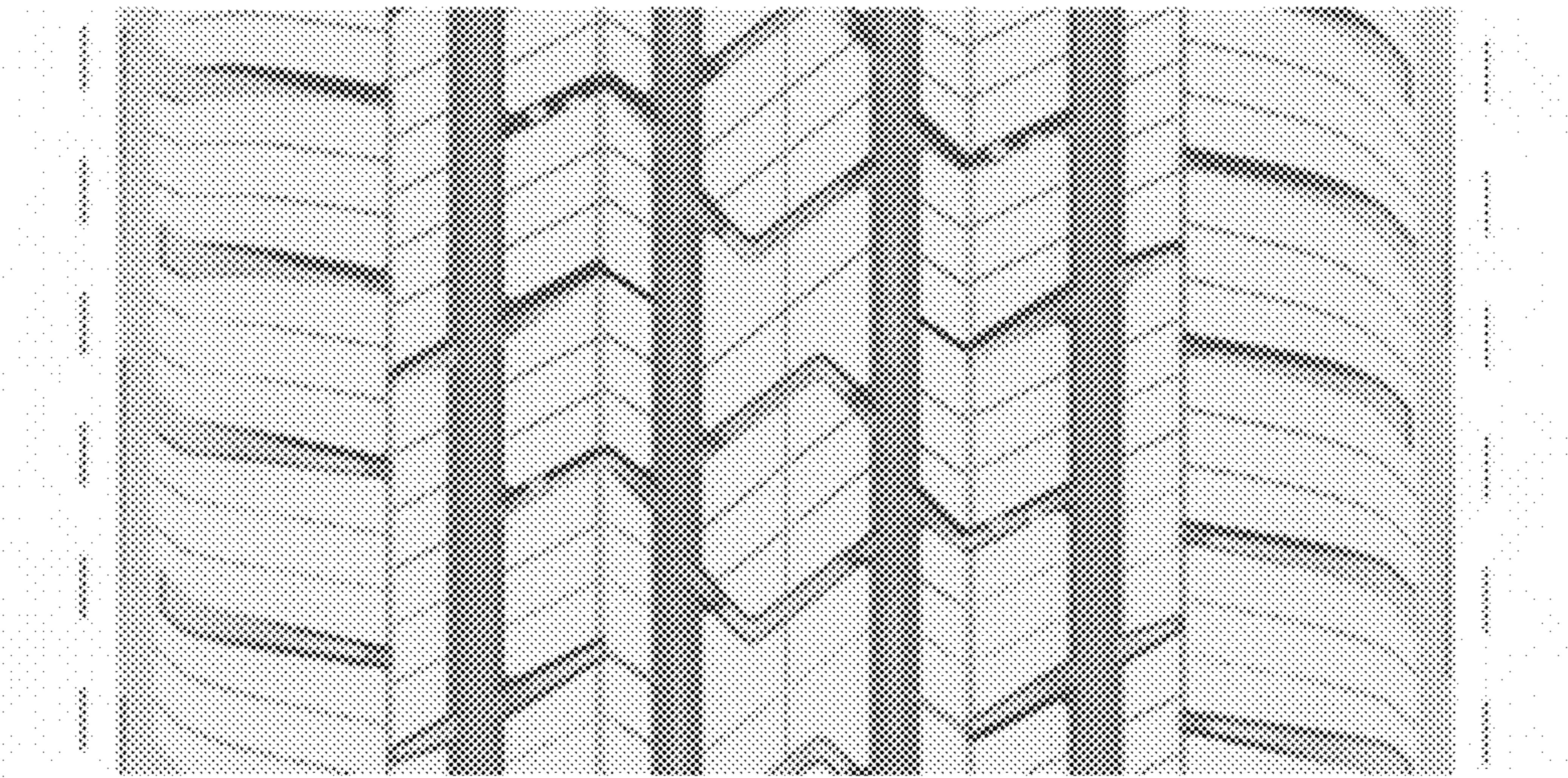


FIG. 5