



US00D816019S

(12) **United States Design Patent**  
**Schimmoeller**

(10) **Patent No.:** **US D816,019 S**

(45) **Date of Patent:** **\*\* Apr. 24, 2018**

(54) **TIRE TREAD**

(71) Applicant: **COOPER TIRE & RUBBER COMPANY**, Findlay, OH (US)

(72) Inventor: **Ryan J. Schimmoeller**, Ottoville, OH (US)

(73) Assignee: **COOPER TIRE & RUBBER COMPANY**, Findlay, OH (US)

(\*\*) Term: **14 Years**

(21) Appl. No.: **29/492,141**

(22) Filed: **May 28, 2014**

(51) **LOC (11) Cl.** ..... **12-15**

(52) **U.S. Cl.**  
USPC ..... **D12/580**; D12/588

(58) **Field of Classification Search**  
USPC ..... D12/568-603, 605  
CPC ..... B60C 11/0306; B60C 11/0309; B60C 2011/0346; B60C 11/0304; B60C 11/0332; B60C 11/042; B60C 2011/0372; B60C 2011/0374; B60C 2011/0388; B60C 11/1236; B60C 11/1392; B60C 2011/0341; B60C 11/0302; B60C 11/11; B60C 2011/0365; B60C 2011/0369; B60C 2011/0381; B60C 11/032; B60C 11/1369; B60C 2011/0348; B60C 2011/0353; Y10S 152/902; Y10S 152/03  
See application file for complete search history.

(56) **References Cited**

**U.S. PATENT DOCUMENTS**

D414,449 S \* 9/1999 Schuster ..... D12/594  
D503,921 S \* 4/2005 Yamaura ..... D12/579

D642,117 S \* 7/2011 Kojima ..... D12/600  
D644,985 S \* 9/2011 Fujioka ..... D12/600  
D676,800 S \* 2/2013 Buchinger-Barnstorf ... D12/580  
D737,755 S \* 9/2015 Hermann ..... D12/600  
D743,327 S \* 11/2015 Schimmoeller ..... D12/588

**OTHER PUBLICATIONS**

<http://tiresaddict.com/vendor/bridgestone/w958/>—Downloaded on Dec. 11, 2015.\*

\* cited by examiner

*Primary Examiner* — Manpreet S Matharu

*Assistant Examiner* — Mojtaba Tehrani

(74) *Attorney, Agent, or Firm* — Fay Sharpe LLP


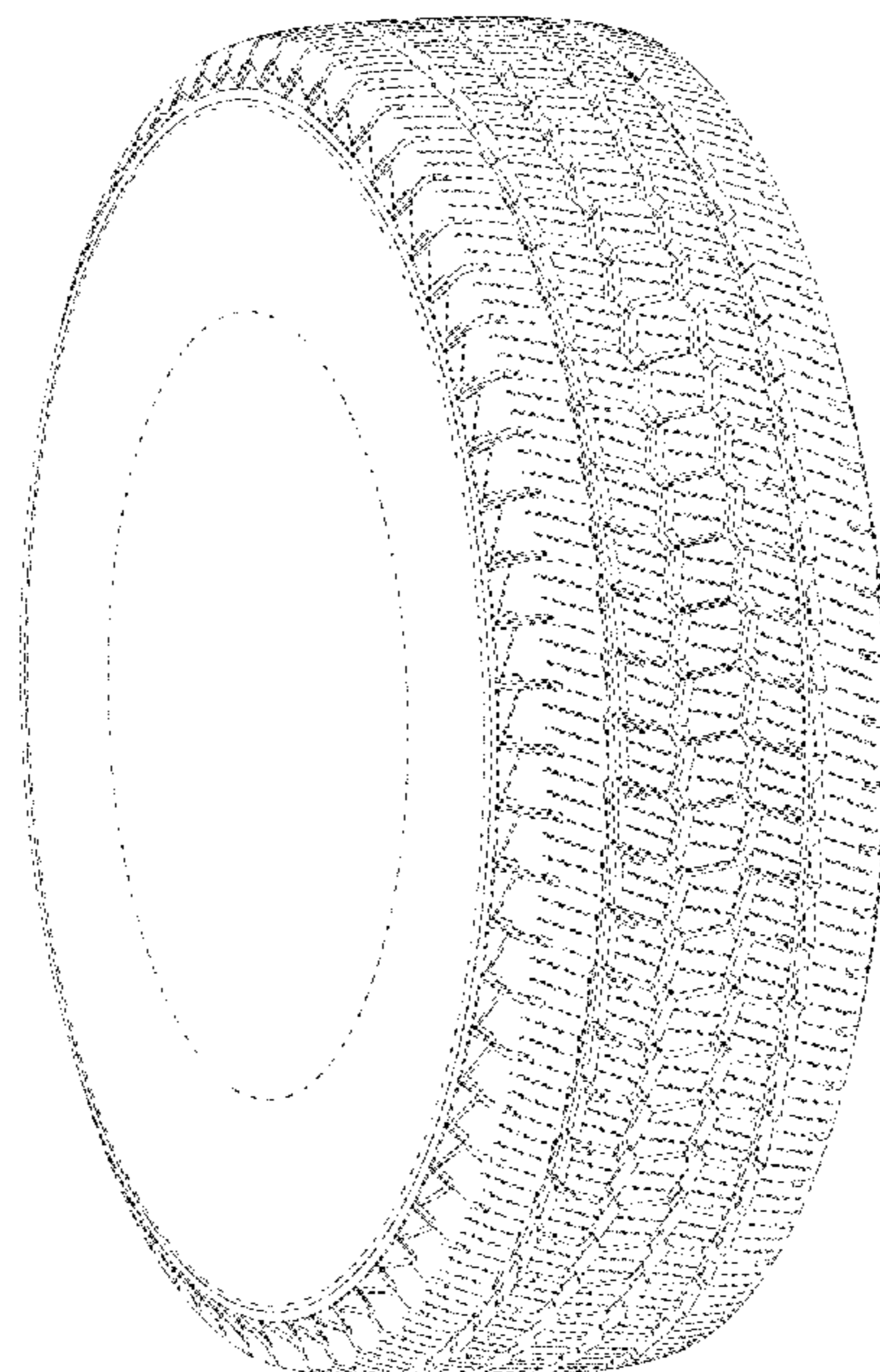
(57) **CLAIM**

The ornamental design for a tire tread, as shown and described.

**DESCRIPTION**

FIG. 1 is a perspective view of a tire tread showing my new design; it being understood that the pattern repeats uniformly throughout the circumference of the tread; FIG. 2 is a partial side view thereof; the opposite side being identical thereto; FIG. 3 is a front view thereof; FIG. 4 is an enlarged partial front view thereof; and, FIG. 5 is an enlarged partial perspective view thereof. The tire tread is symmetrical. The broken line in the figure drawings represents unclaimed portion of the design only and forms no part of the claim.

**1 Claim, 5 Drawing Sheets**





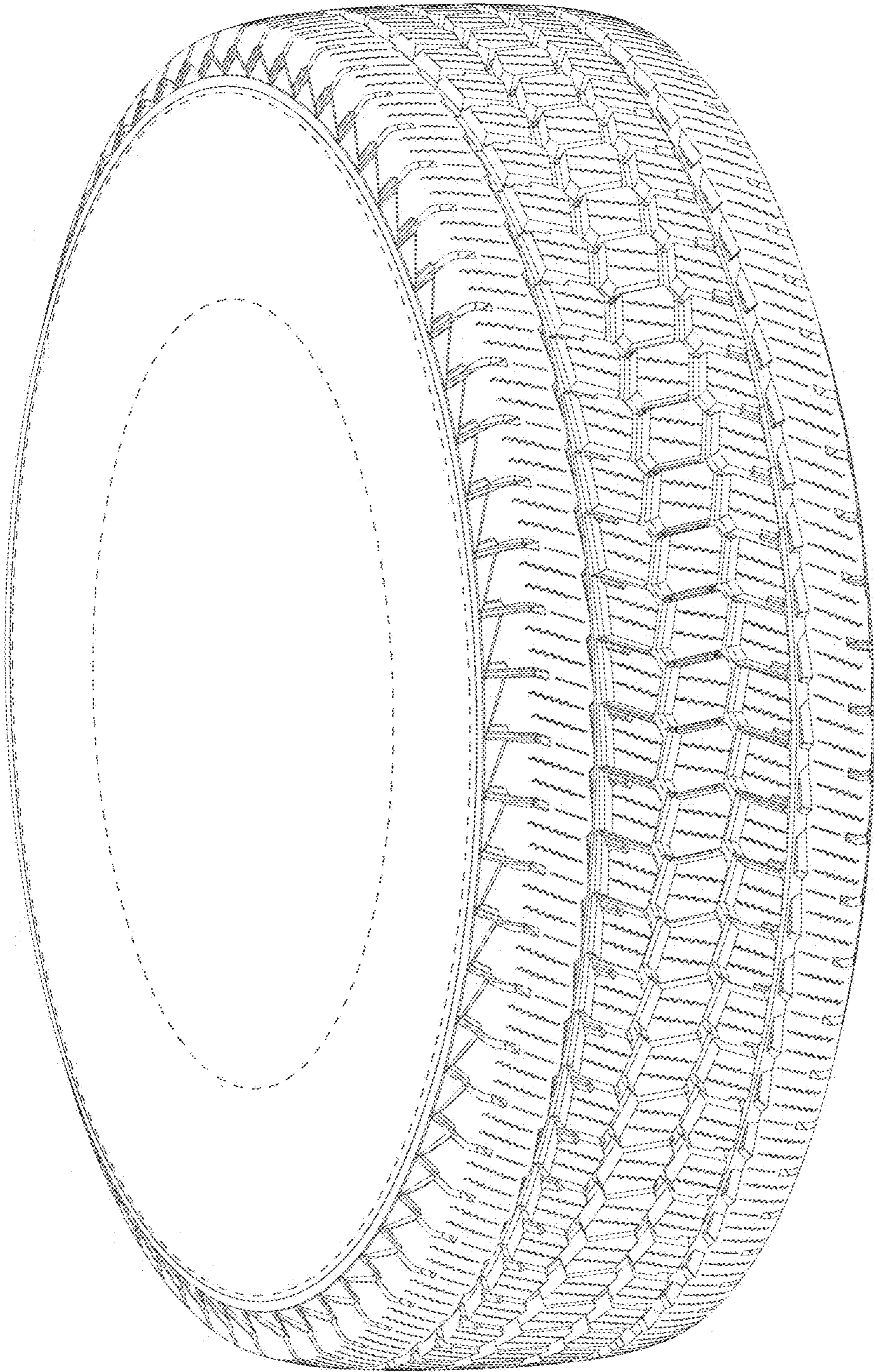


FIG. 1

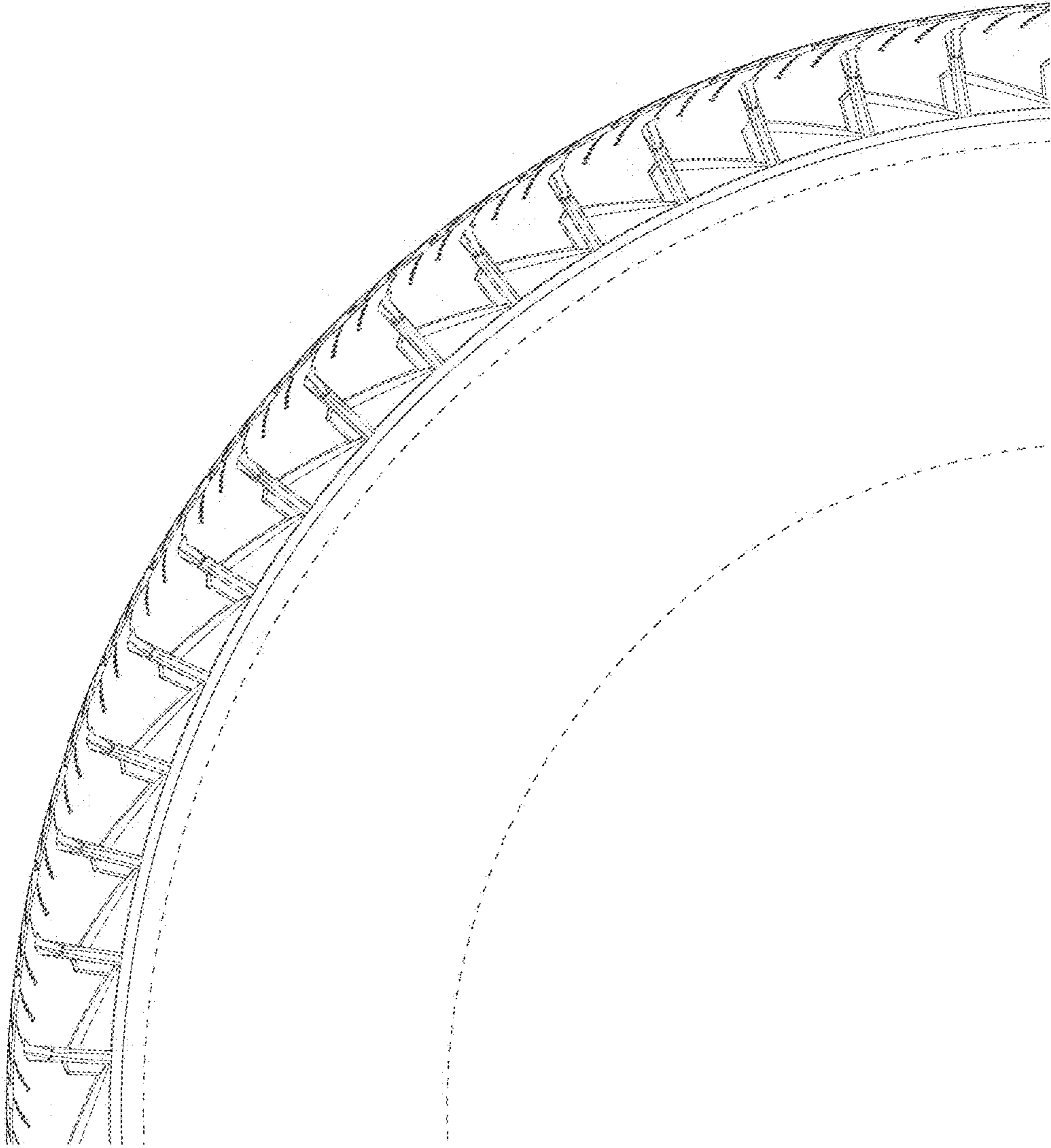


FIG. 2



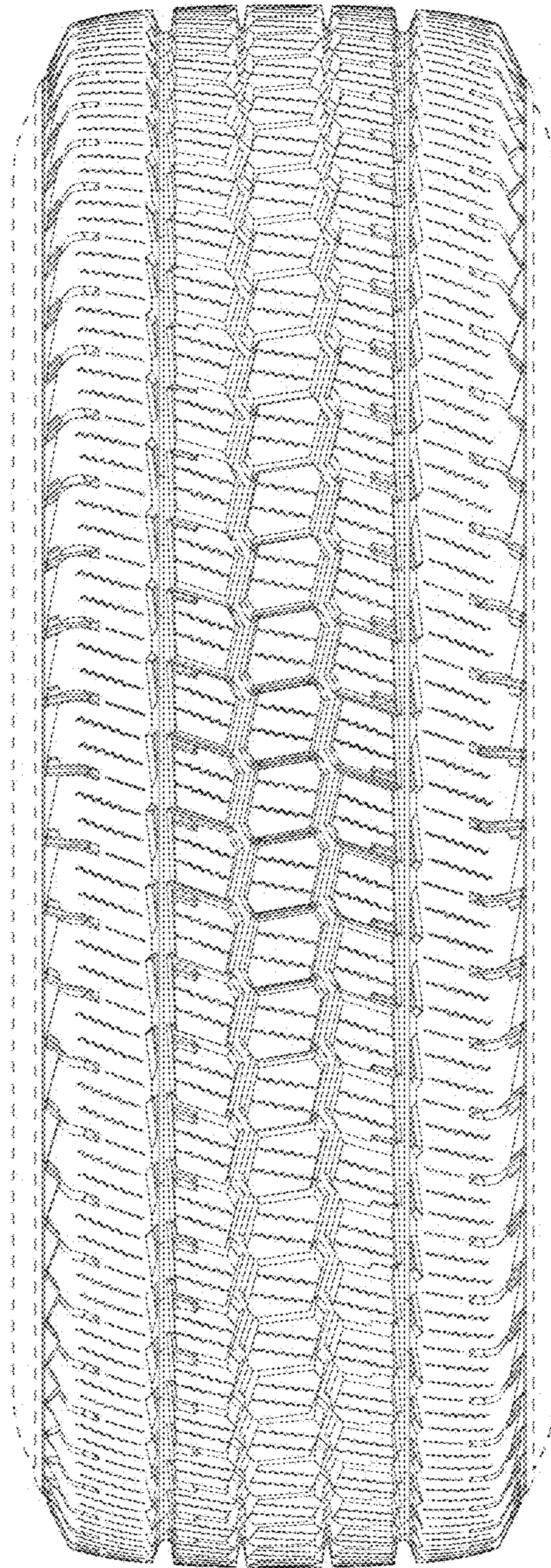


FIG. 3



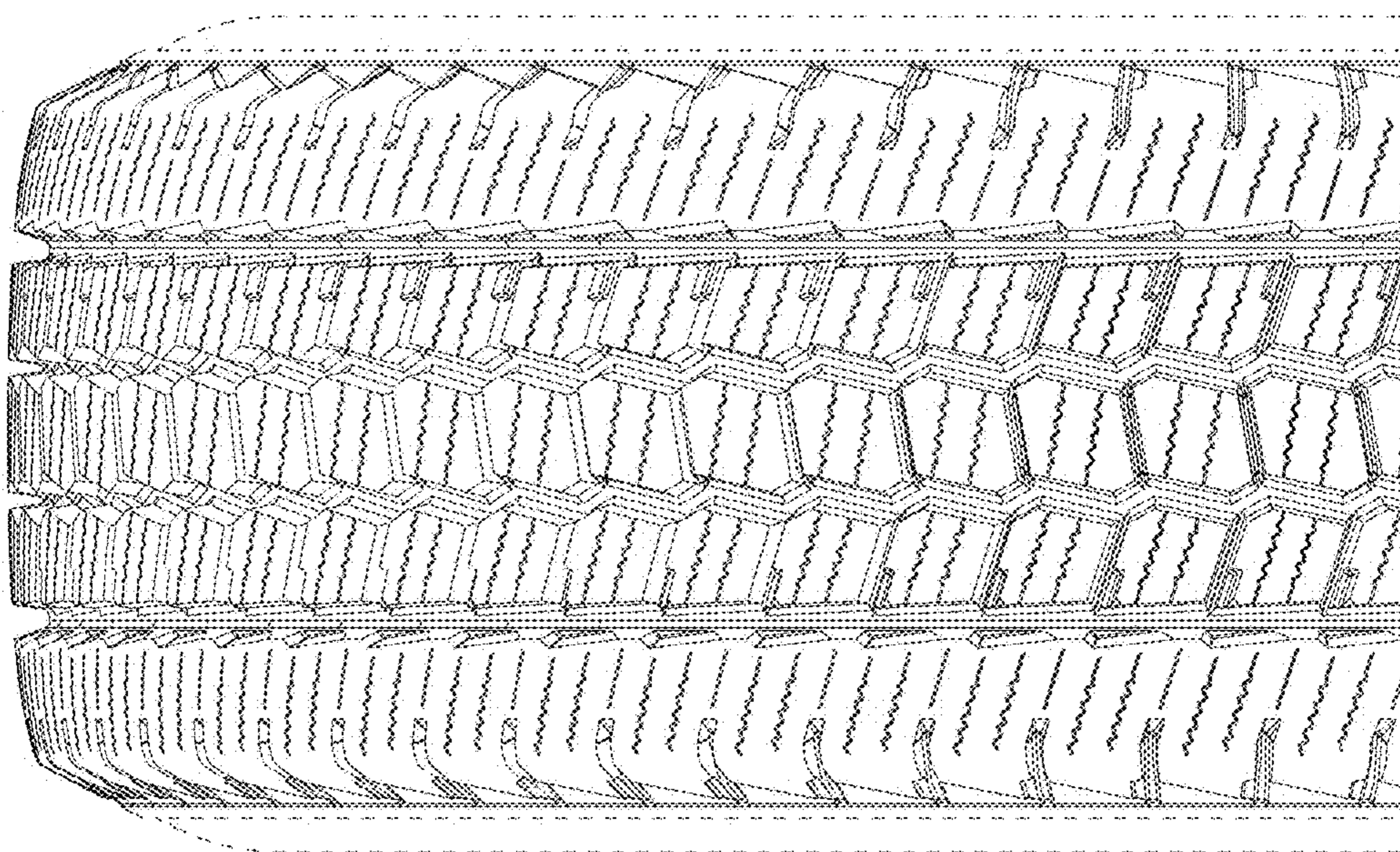


FIG. 4

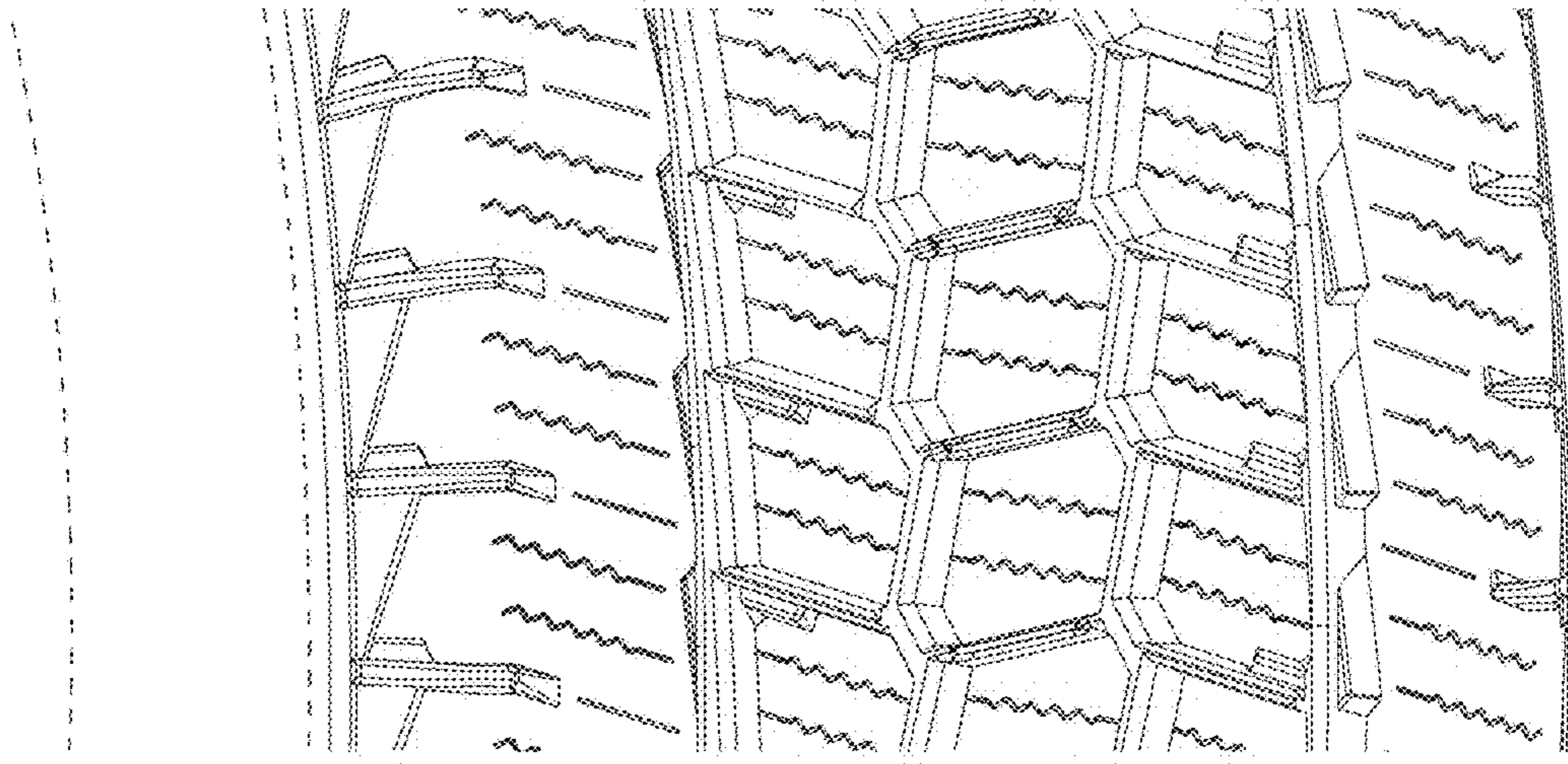


FIG. 5