



US00D815997S

(12) **United States Design Patent** (10) **Patent No.:** **US D815,997 S**
Ishii (45) **Date of Patent:** **** Apr. 24, 2018**

(54) **REAR BUMPER FOR AUTOMOBILES**
(71) Applicant: **HONDA MOTOR CO., LTD.**, Tokyo (JP)

D637,122 S * 5/2011 Lamm D12/169
D644,577 S * 9/2011 Messale D12/169
D737,181 S 8/2015 Smith et al.
D740,730 S 10/2015 Peltola et al.

(72) Inventor: **Yuki Ishii**, Wako (JP)
(73) Assignee: **HONDA MOTOR CO., LTD.**, Tokyo (JP)

FOREIGN PATENT DOCUMENTS

AU 342856 6/2012
AU 342857 6/2012
AU 343000 6/2012
AU 343002 6/2012
GB 1012388 5/1984
GB 1022657 3/1985
GB 1044418 11/1988
JP D1433230 2/2012
JP D1546171 3/2016

(**) Term: **15 Years**

(21) Appl. No.: **29/579,527**

(22) Filed: **Sep. 30, 2016**

(30) **Foreign Application Priority Data**

Apr. 1, 2016 (JP) 2016-007284

(51) **LOC (11) Cl.** **12-16**

(52) **U.S. Cl.**
USPC **D12/169**

(58) **Field of Classification Search**
USPC D12/169, 216, 90-92, 86, 171, 196, 163;
293/102, 113, 115, 117, 120; 296/180.1,
296/180.2

CPC B60R 19/02; B60R 19/04; B62D 25/08
See application file for complete search history.

(56) **References Cited**

U.S. PATENT DOCUMENTS

D247,745 S 4/1978 Tixier
D295,845 S 5/1988 Soma
D304,569 S 11/1989 Brunger et al.
D378,909 S 4/1997 Aycock
D381,946 S 8/1997 Delashaw et al.
D382,237 S 8/1997 Lund et al.
D435,813 S 1/2001 Johnson
D477,257 S 7/2003 Delgado
D499,674 S 12/2004 Breckner et al.
D564,423 S * 3/2008 Spearman-Oxx D12/169
D580,317 S * 11/2008 Gueler D12/169
D621,752 S * 8/2010 Angelo D12/169

OTHER PUBLICATIONS

Office Action dated Nov. 30, 2016, issued in counterpart Japanese Application No. 2016-007284. (2 pages).

* cited by examiner

Primary Examiner — Melody N Brown
(74) *Attorney, Agent, or Firm* — Westerman, Hattori, Daniels & Adrian, LLP

(57) **CLAIM**

The ornamental design for a rear bumper for automobiles, as shown and described.

DESCRIPTION

FIG. 1 is a front elevational view of a rear bumper for automobiles showing my new design; FIG. 2 is a top plan view thereof; FIG. 3 is a left side elevational view thereof; and, FIG. 4 is a front perspective view thereof. The broken lines in the drawings illustrate portions of the rear bumper for automobiles that forms no part of the claimed design.

1 Claim, 2 Drawing Sheets

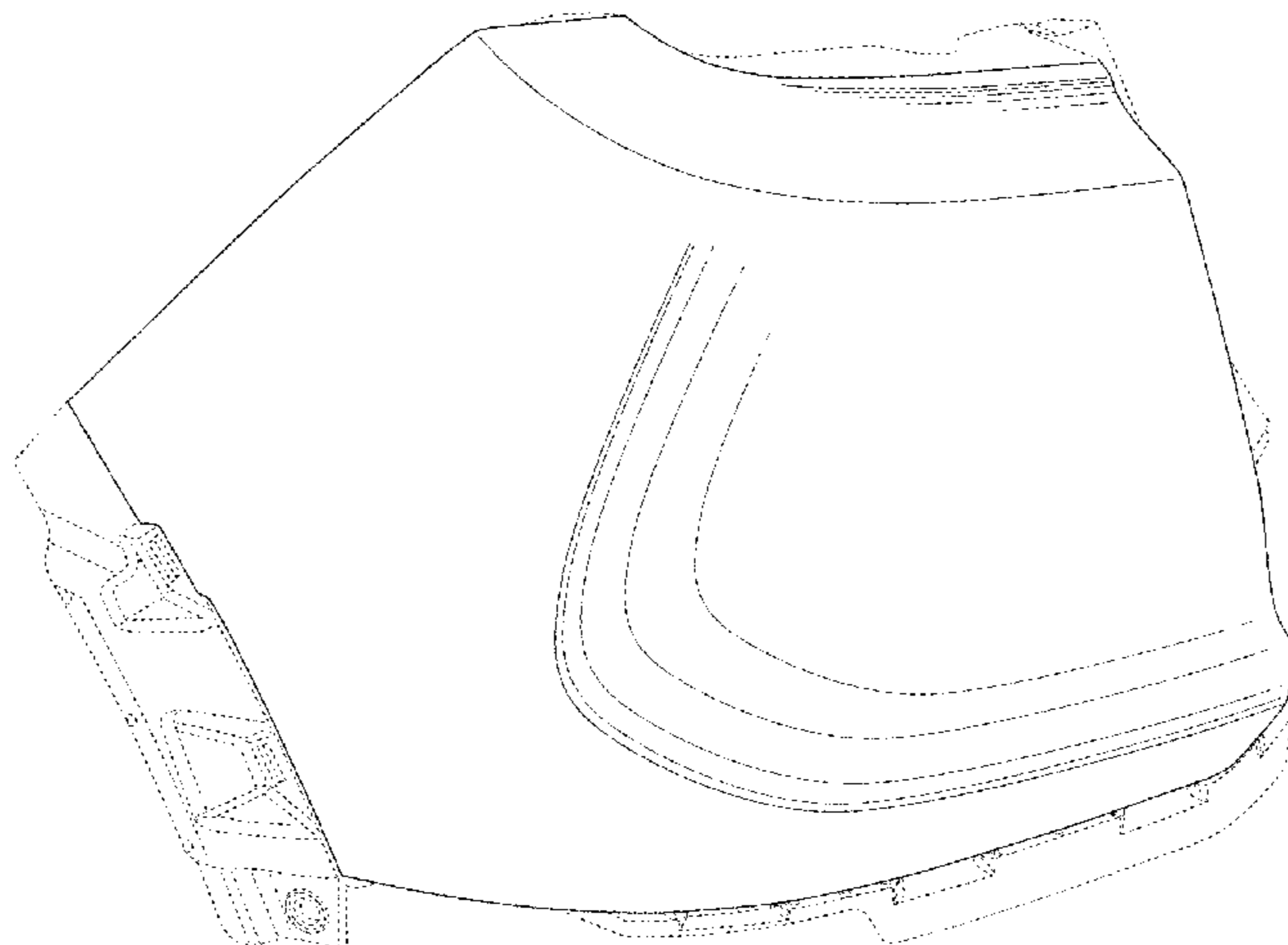


FIG.1

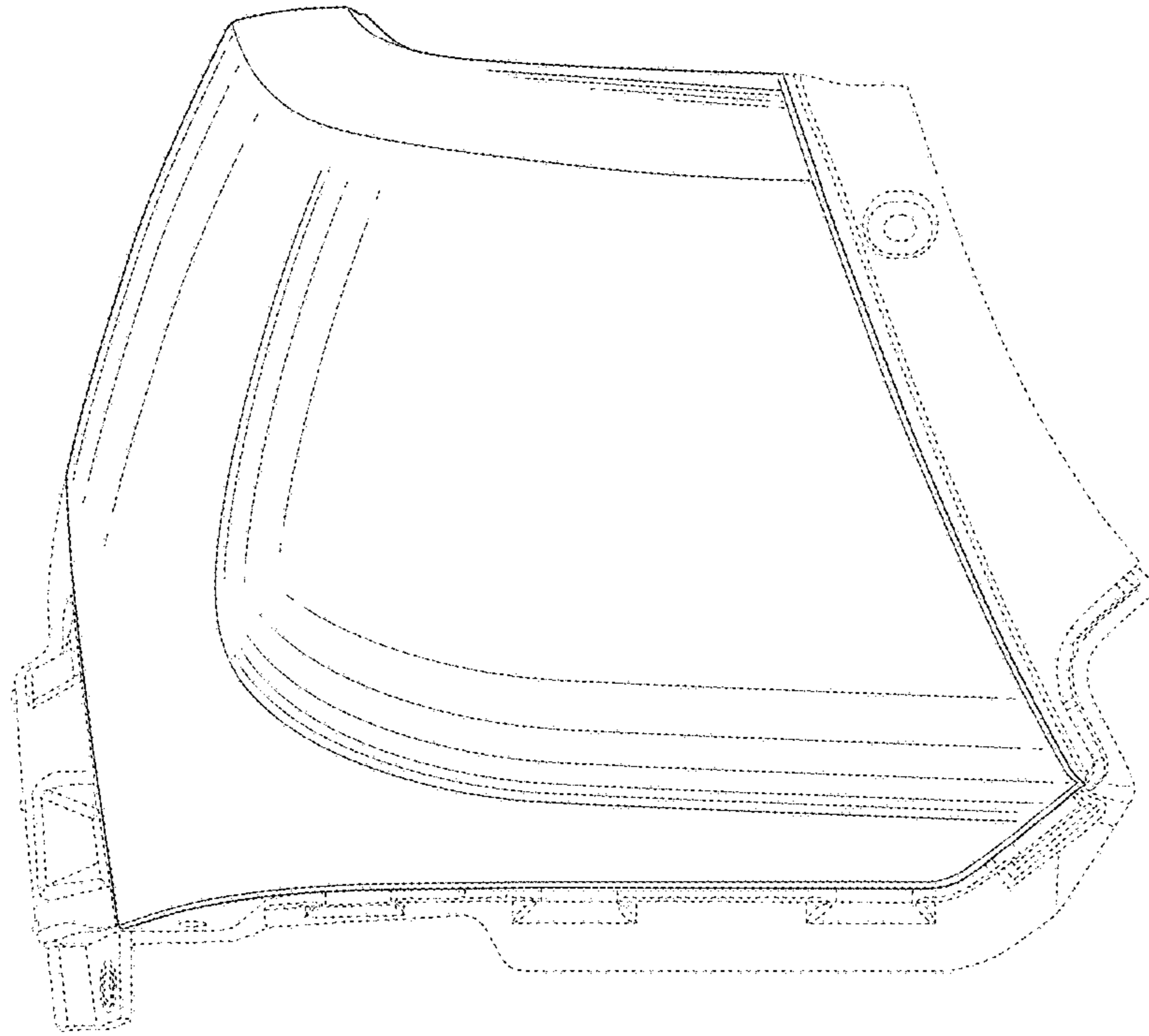


FIG.2

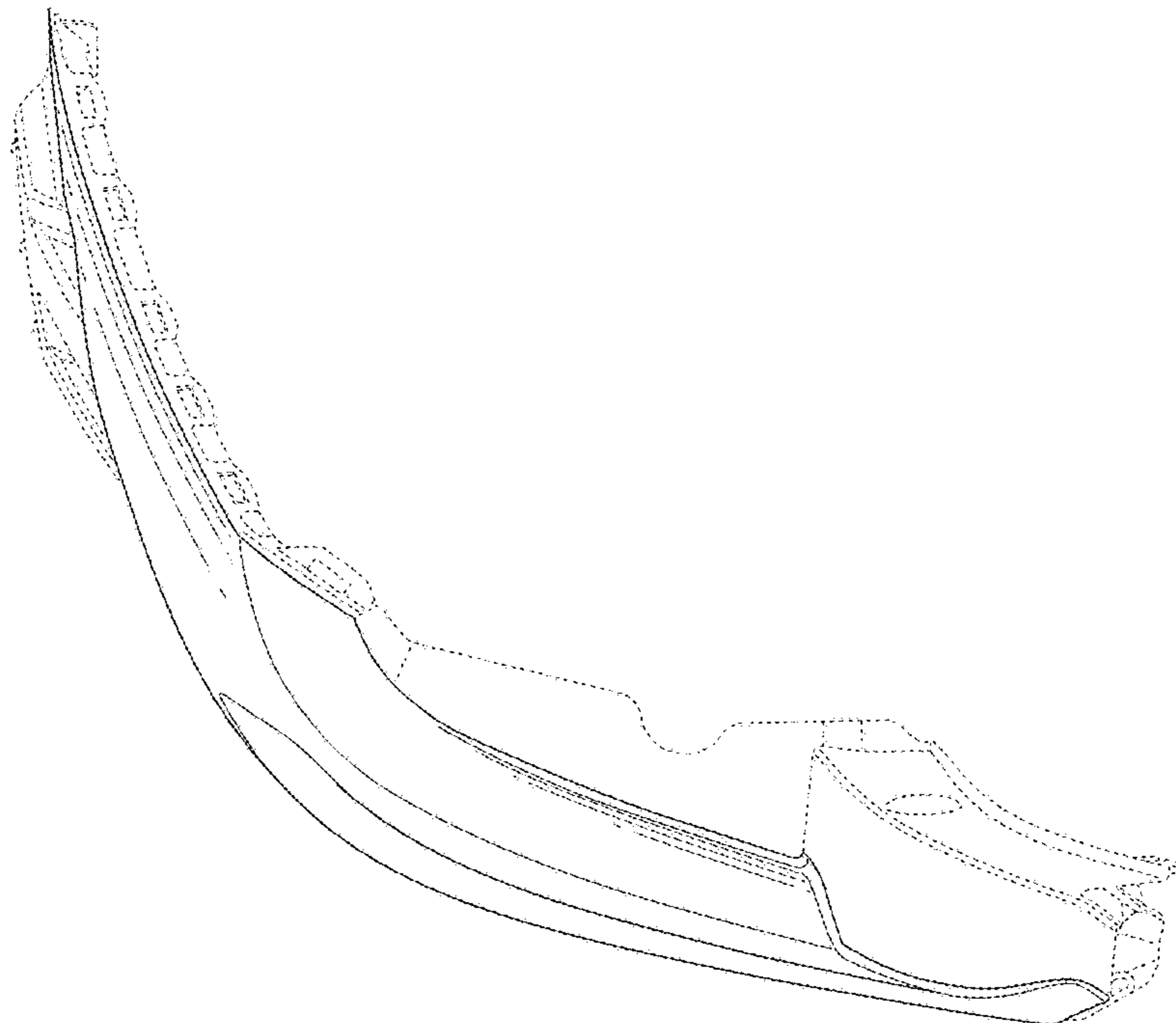


FIG.3

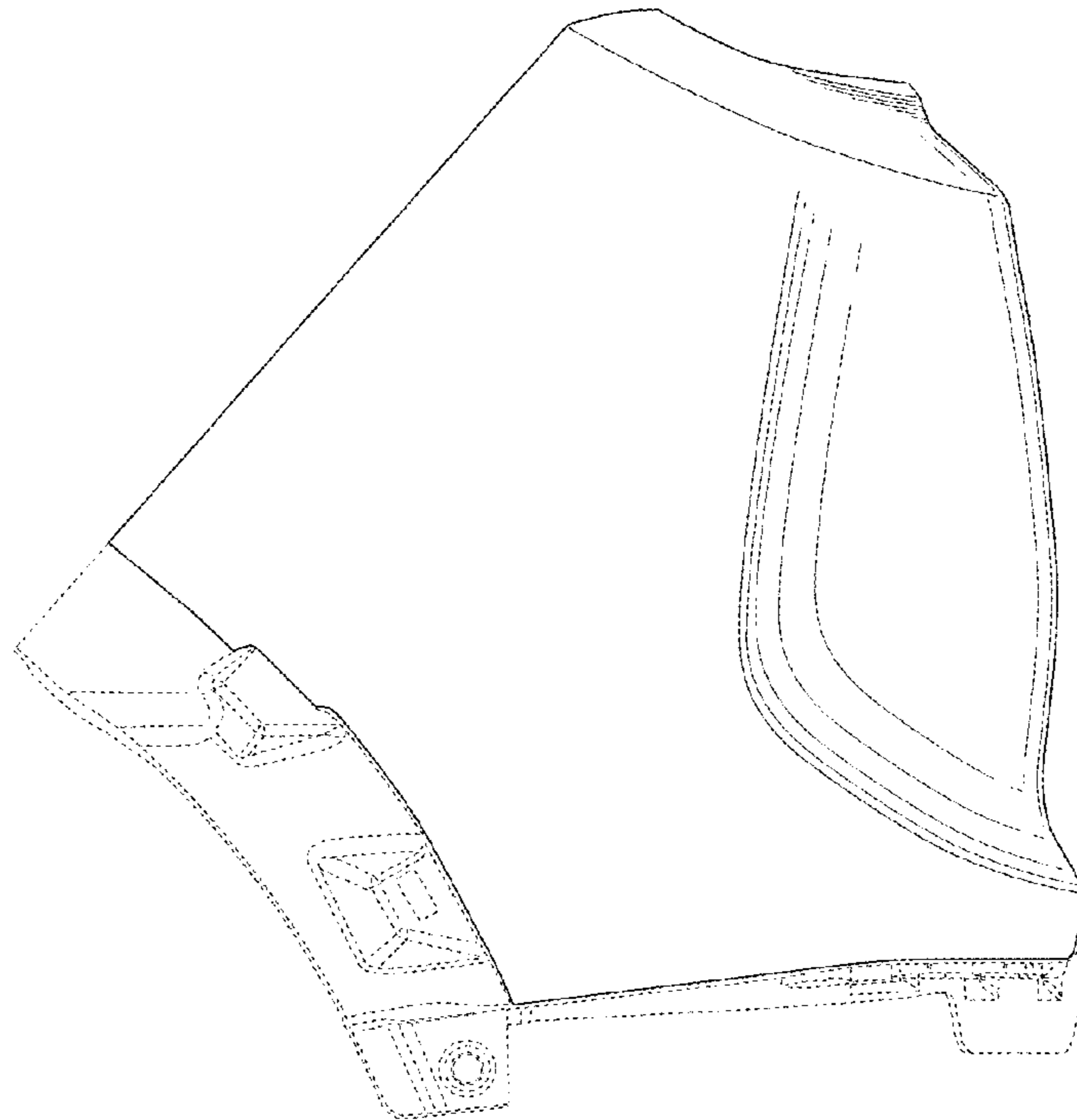


FIG.4

