



US00D815982S

(12) **United States Design Patent** (10) **Patent No.:** **US D815,982 S**
Chang (45) **Date of Patent:** **** Apr. 24, 2018**

(54) **BELT BUCKLE**
(71) Applicant: **Teng-Yao Chang**, Taichung (TW)
(72) Inventor: **Teng-Yao Chang**, Taichung (TW)
(**) Term: **15 Years**
(21) Appl. No.: **29/594,392**
(22) Filed: **Feb. 17, 2017**
(51) **LOC (11) Cl.** **02-07**
(52) **U.S. Cl.**
USPC **D11/218**; D11/208
(58) **Field of Classification Search**
USPC D11/200–219; 24/163 R, 169–171, 173,
24/177–179, 191, 194–195, 197, 200,
24/614–616, 625, 198, 630, 578.1, 163 K,
24/114; D8/16–20, 45, 105, 349, 363,
D8/366, 370–377, 380–382, 356, 358,
D8/359, 395, 578; D2/639; D3/24;
D15/16; 242/118.7, 542.4, 160.4, 366,
242/400, 370, 400.1; D10/61, 62;
33/414, 413
CPC A44B 11/26; A44B 11/25; A44B 11/06;
A45F 2200/0575; G01B 5/18; H02G
11/02; B65H 75/4476; B65H 2701/353;
B65H 75/241; B65H 75/28; E04G
21/1825
See application file for complete search history.

(56) **References Cited**
U.S. PATENT DOCUMENTS
1,500,684 A * 7/1924 Patrick B65D 63/08
24/23 B
1,853,889 A * 4/1932 Alterson A44B 11/04
24/312
2,058,931 A * 10/1936 Williams A44B 11/04
24/200
2,099,199 A * 11/1937 Devendor A44B 11/04
2/268
2,212,862 A * 8/1940 Hirsh A44B 11/04
2/268

2,224,773 A * 12/1940 Shaulson A44B 11/28
24/198
2,226,262 A * 12/1940 Roberts A41F 11/02
24/200
2,269,696 A * 1/1942 Shaulson A41F 11/02
24/200
2,276,595 A * 3/1942 Shaulson A44B 11/04
24/200
2,293,562 A * 8/1942 Rosenthal A44B 11/04
24/200

(Continued)

OTHER PUBLICATIONS

Molle Triangle Elastic Rope Buckle Webbing, BangGood.com, [online], [site visited Nov. 8, 2017]. <URL: <https://www.banggood.com/Molle-Triangle-Elastic-Rope-Buckle-Webbing-p-1054086.html>> (Year: 2017).*

(Continued)

Primary Examiner — T. Chase Nelson
Assistant Examiner — Jonathan J. Han
(74) *Attorney, Agent, or Firm* — Tracy Heims; Apex Juris, pllc.

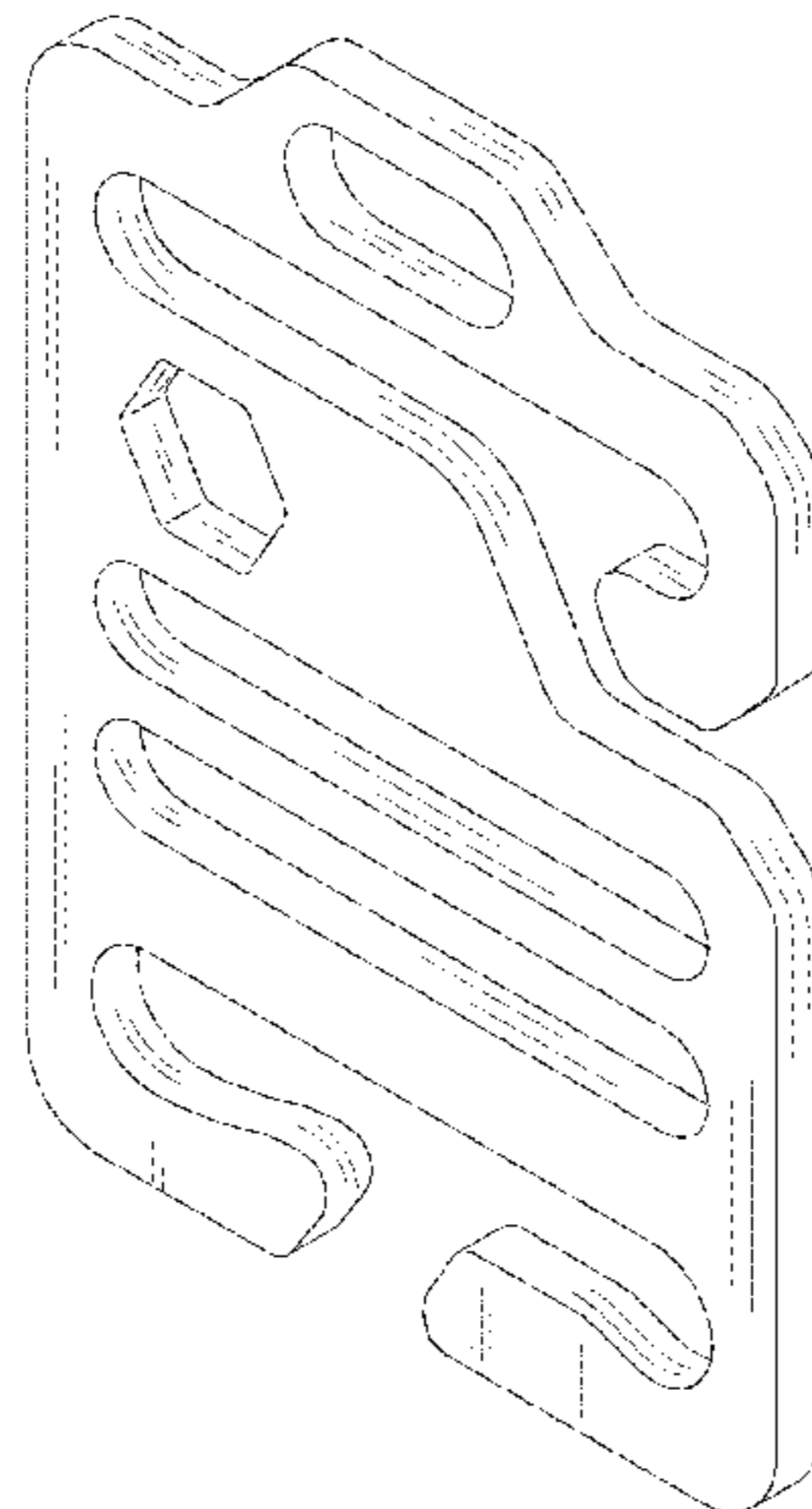
(57) **CLAIM**

The ornamental design for a belt buckle, as shown and described.

DESCRIPTION

FIG. 1 is a perspective view of the belt buckle; FIG. 2 is a front view of the belt buckle; FIG. 3 is a rear view of the belt buckle; FIG. 4 is a left side view of the belt buckle; FIG. 5 is a right side view of the belt buckle; FIG. 6 is a top view of the belt buckle; and, FIG. 7 is a bottom view of the belt buckle. The shading lines within the outer periphery lines of the illustrated belt buckle designate its surface area only and no further embellishment or design element.

1 Claim, 6 Drawing Sheets



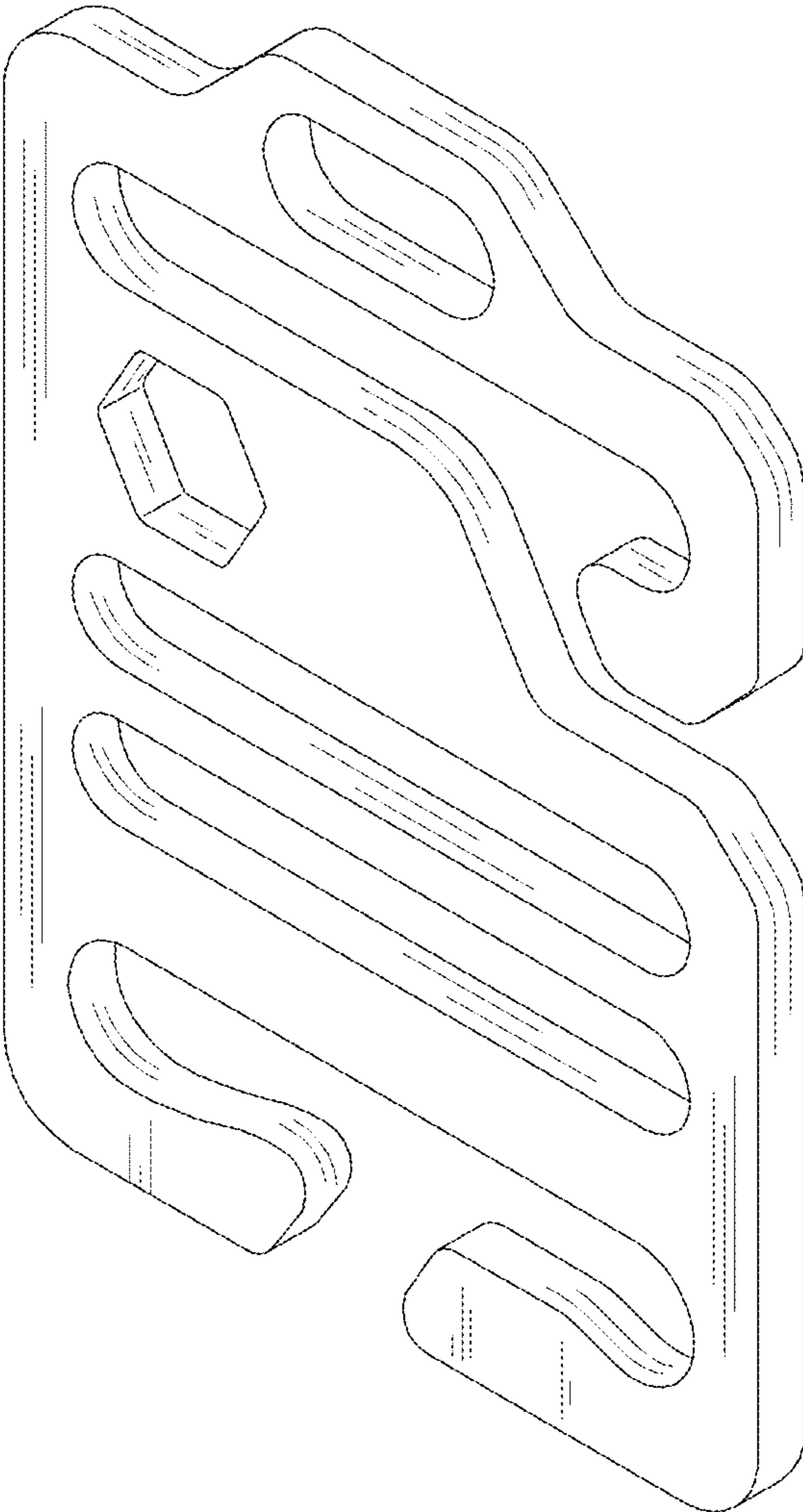


FIG.1

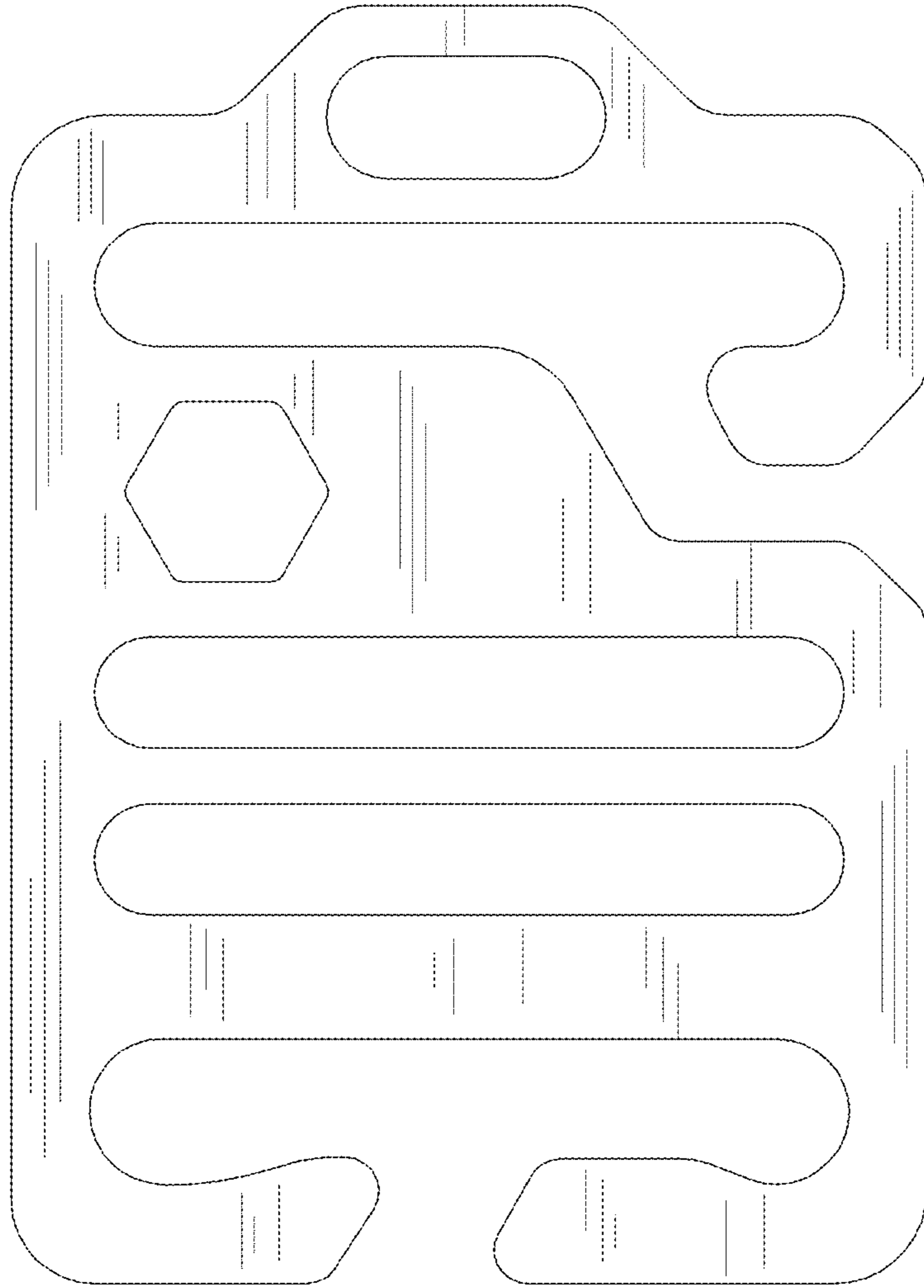


FIG. 2

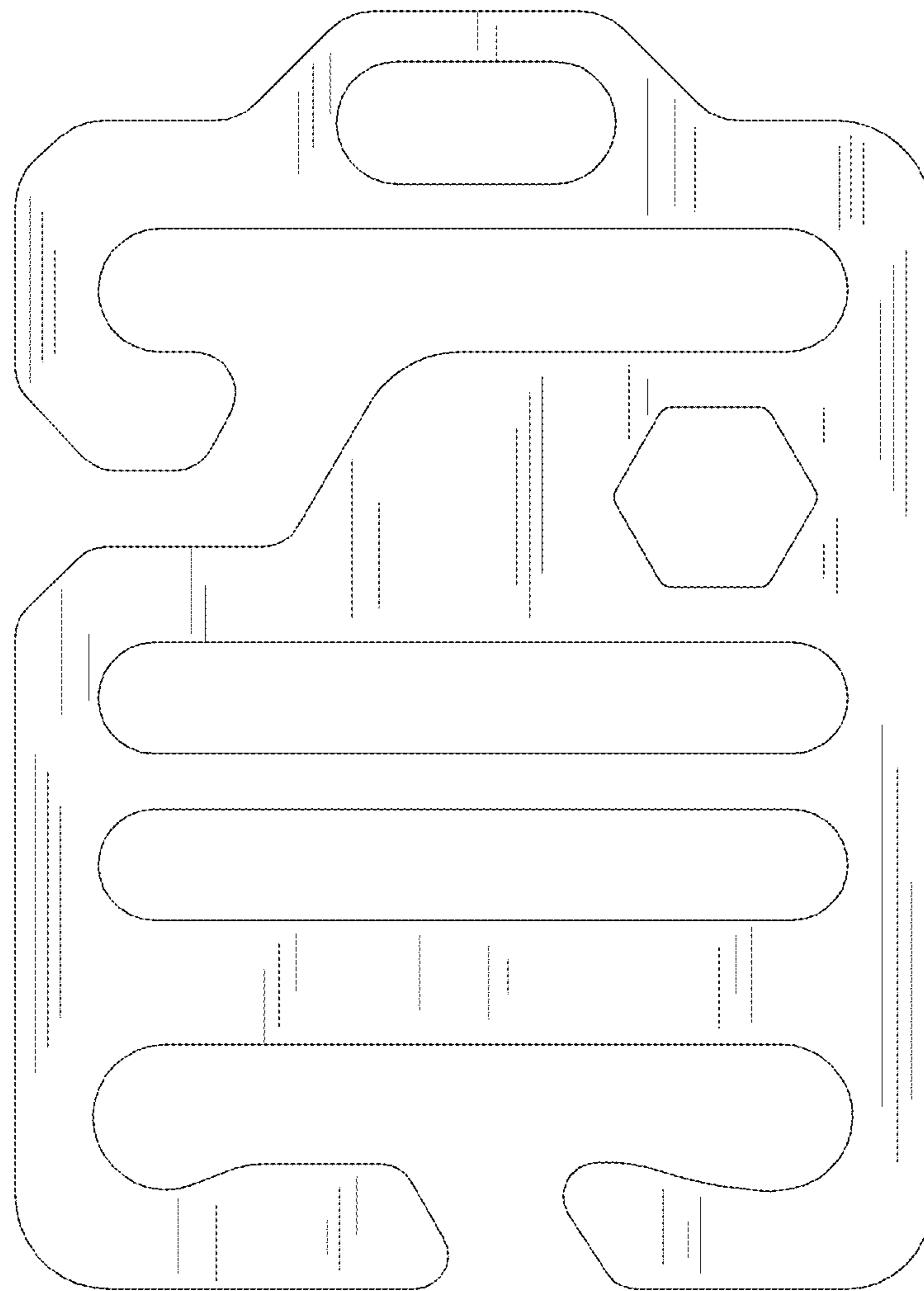


FIG. 3



FIG. 4



FIG. 5



FIG. 6

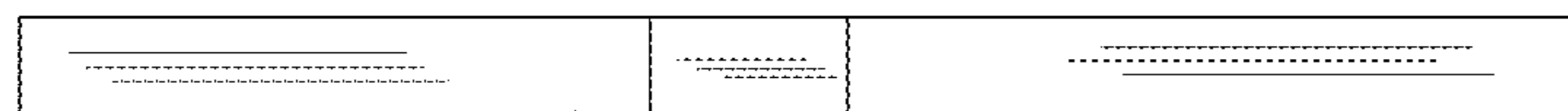


FIG. 7