



US00D815955S

(12) **United States Design Patent**  
**Park et al.**

(10) **Patent No.:** **US D815,955 S**

(45) **Date of Patent:** **\*\* Apr. 24, 2018**

- (54) **BOX FOR FOOD PACKING**
- (71) Applicant: **CJ CHEILJEDANG CORPORATION**, Seoul (KR)
- (72) Inventors: **Eun Ji Park**, Seoul (KR); **Chae Won Song**, Seoul (KR); **Kang Kook Lee**, Seoul (KR); **In Sun Jung**, Seoul (KR)
- (73) Assignee: **CJ CHEILJEDANG CORPORATION**, Seoul (KR)

- D484,798 S \* 1/2004 Bukowski ..... D9/433
- D558,602 S \* 1/2008 Kissner ..... D9/711
- D639,679 S \* 6/2011 Kissner ..... D9/739
- D642,934 S \* 8/2011 Ly ..... D9/711
- D665,271 S \* 8/2012 Halty ..... D9/711
- D673,054 S \* 12/2012 Kim ..... D9/428
- D675,929 S \* 2/2013 Park ..... D9/428
- D676,332 S \* 2/2013 Kim ..... D9/643
- D742,759 S \* 11/2015 Ryan ..... D9/702
- D743,811 S \* 11/2015 Lebeau ..... D9/711

(\*\*) Term: **15 Years**

\* cited by examiner

*Primary Examiner* — Sandra L Morris

(21) Appl. No.: **29/608,217**

(74) *Attorney, Agent, or Firm* — Leydig Voit & Mayer

(22) Filed: **Jun. 20, 2017**

(57) **CLAIM**

(51) **LOC (11) Cl.** ..... **09-01**

The ornamental design for a box for food packing, as shown and described.

(52) **U.S. Cl.**

USPC ..... **D9/643; D9/711**

(58) **Field of Classification Search**

**DESCRIPTION**

USPC ..... D3/270, 271.1–271.4; D9/600, 643–647, D9/414–434, 702–712; 206/457, 459.5, 206/527; 215/381–384, 400; 229/116.1

CPC ..... B65D 5/42; B65D 5/4208; B65D 81/30; B65D 81/60; B65D 81/365; B65D 81/366; B65D 81/368; B65D 2203/00; B65D 2203/02; B65D 67/00; B65D 5/75; B65D 71/16; B65D 71/20; A63H 81/16

See application file for complete search history.

The patent or application file contains at least one drawing executed in color. Copies of this patent or patent application publication with color drawing(s) will be provided by the Office upon request and payment of the necessary fee.

FIG. 1 is a perspective view of a box for food packing showing our new design, the design being open at the right and left sides, and having holes in the front, rear and bottom; FIG. 2 is a front elevational view thereof; FIG. 3 is a rear elevational view thereof; FIG. 4 is a left side elevational view thereof; FIG. 5 is a right side elevational view thereof; FIG. 6 is a top plan view thereof; and, FIG. 7 is a bottom plan view thereof.

(56) **References Cited**

**U.S. PATENT DOCUMENTS**

- 3,443,681 A \* 5/1969 Wysocki ..... B65D 71/20  
206/434
- 5,855,275 A \* 1/1999 Hunter ..... B65D 71/16  
206/429

**1 Claim, 7 Drawing Sheets**  
**(7 of 7 Drawing Sheet(s) Filed in Color)**




FIG. 1



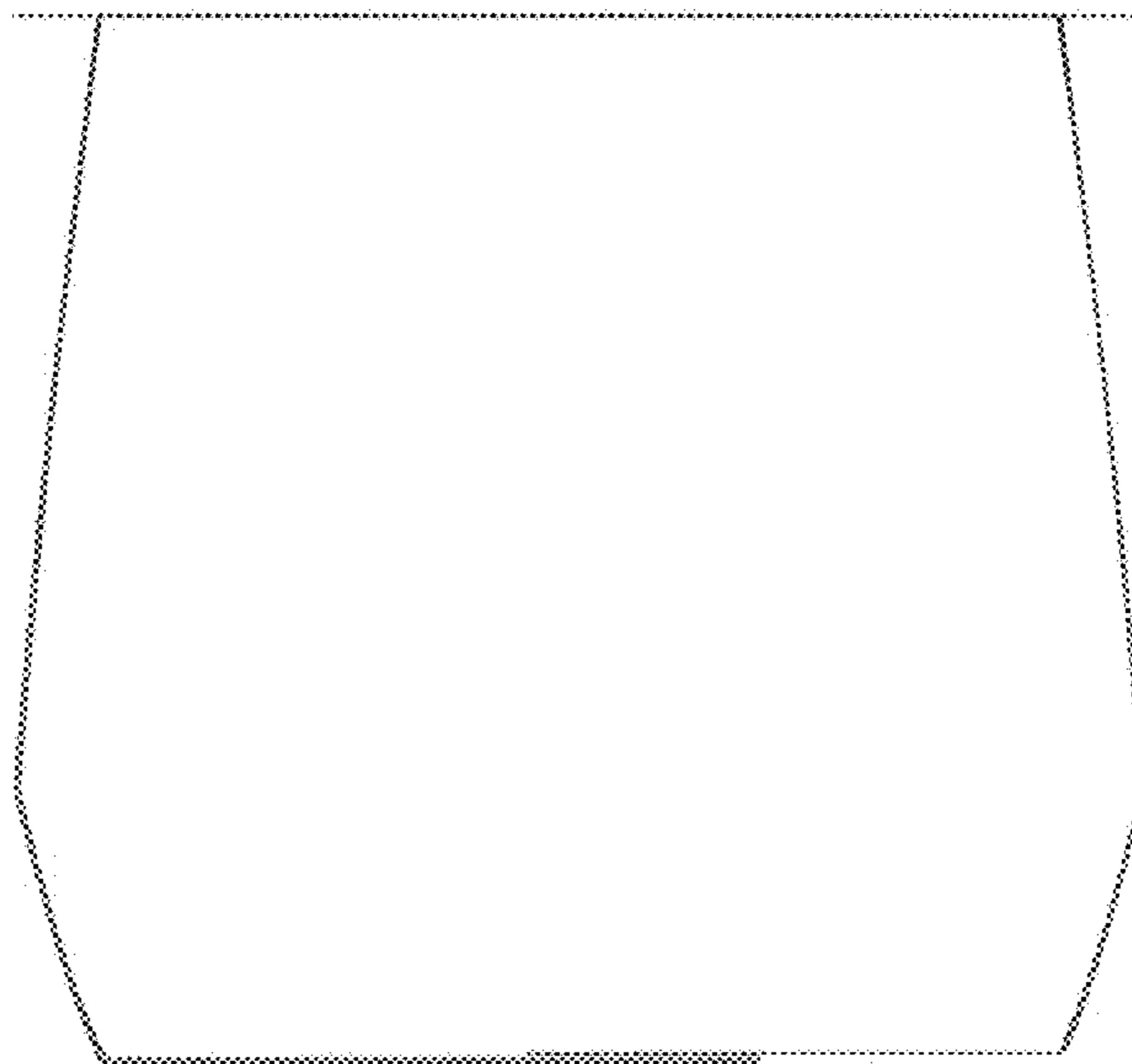
FIG. 2



FIG. 3



**FIG. 4**



**FIG. 5**

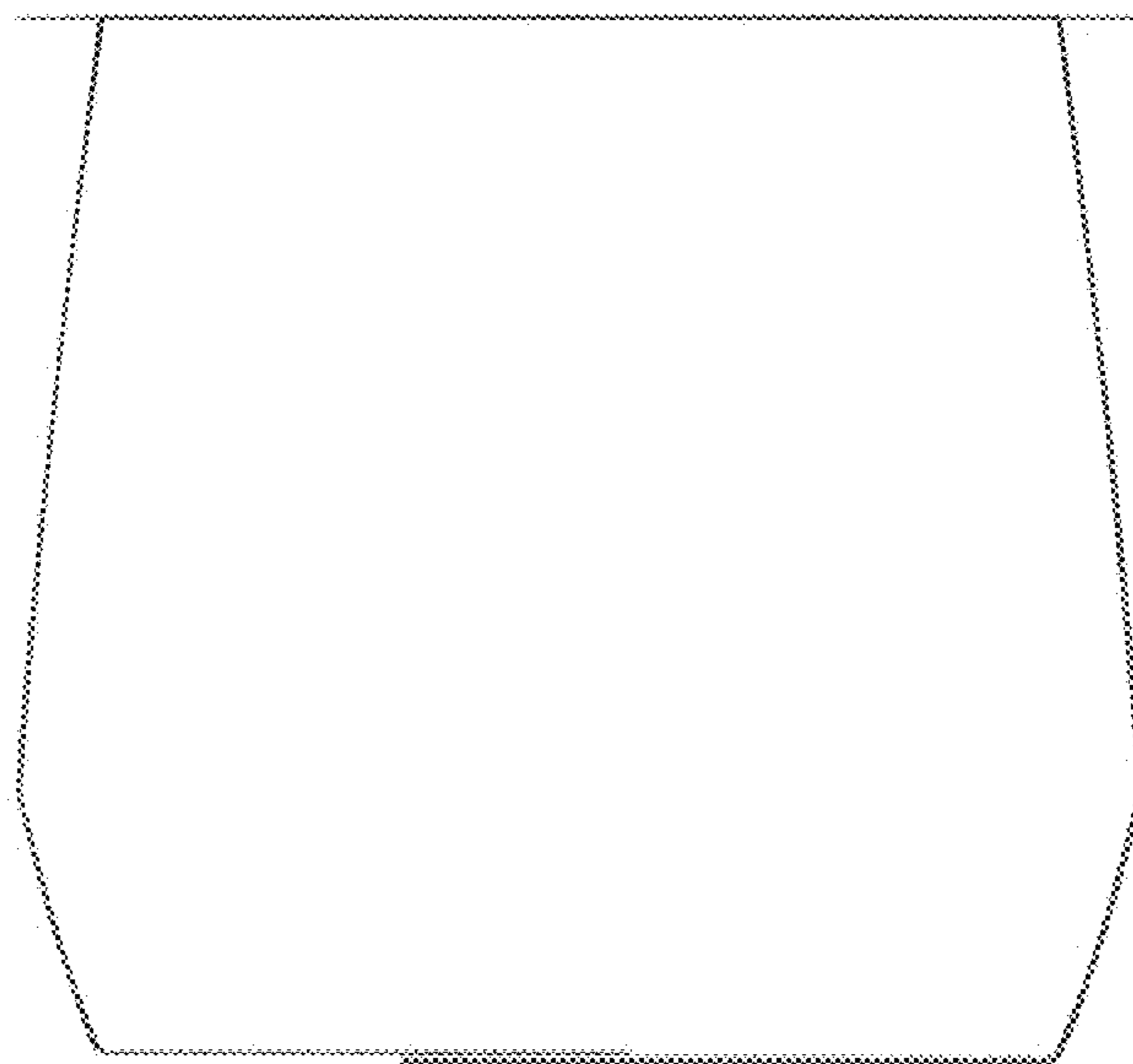


FIG. 6



FIG. 7

