



US00D815934S

(12) **United States Design Patent**
Zurn

(10) **Patent No.:** **US D815,934 S**
(45) **Date of Patent:** **** Apr. 24, 2018**

(54) **WOOD FLOORING HAMMER FOR POUNDING WOOD FLOORING TOGETHER**

(71) Applicant: **Eric Raymond Zurn**, Fon du Lac, WI (US)

(72) Inventor: **Eric Raymond Zurn**, Fon du Lac, WI (US)

(**) Term: **15 Years**

(21) Appl. No.: **29/586,149**

(22) Filed: **Dec. 1, 2016**

Related U.S. Application Data

(63) Continuation-in-part of application No. 15/330,141, filed on Aug. 15, 2016.

(51) **LOC (11) Cl.** **08-02**

(52) **U.S. Cl.**
USPC **D8/75**

(58) **Field of Classification Search**
USPC D8/1, 14, 45, 75, 76, 77, 78, 79, 80;
D32/42, 46, 49; D22/134
CPC ... B25D 1/00; B25D 1/02; B25D 1/04; B25D 1/045; B25D 1/06; B25D 1/12
See application file for complete search history.

(56) **References Cited**

U.S. PATENT DOCUMENTS

D243,315 S * 2/1977 Smith D8/77
5,695,230 A * 12/1997 Thompson B65G 7/12
254/131

D402,521 S * 12/1998 Riegel D8/77
D495,500 S * 9/2004 Berti D4/138
D515,900 S * 2/2006 Sours D8/91
D531,863 S * 11/2006 Irwin E01C 19/43
D8/1
D574,202 S * 8/2008 Rodriguez D8/14

* cited by examiner

Primary Examiner — Phillip S Hyder

(74) *Attorney, Agent, or Firm* — Briggs and Morgan, P.A.; Gerald E. Helget


(57) **CLAIM**

The ornamental design for a wood flooring hammer for pounding wood flooring together, as shown and described.

DESCRIPTION

FIG. 1 is a front perspective view showing my new design for a wood flooring hammer for pounding wood flooring together;
FIG. 2 is a bottom plan view;
FIG. 3 is a top plan view;
FIG. 4 is a left side elevational view which is a mirror image of the right side elevational view;
FIG. 5 is a front elevational view; and,
FIG. 6 is a rear elevational view.

1 Claim, 2 Drawing Sheets






Fig. 1

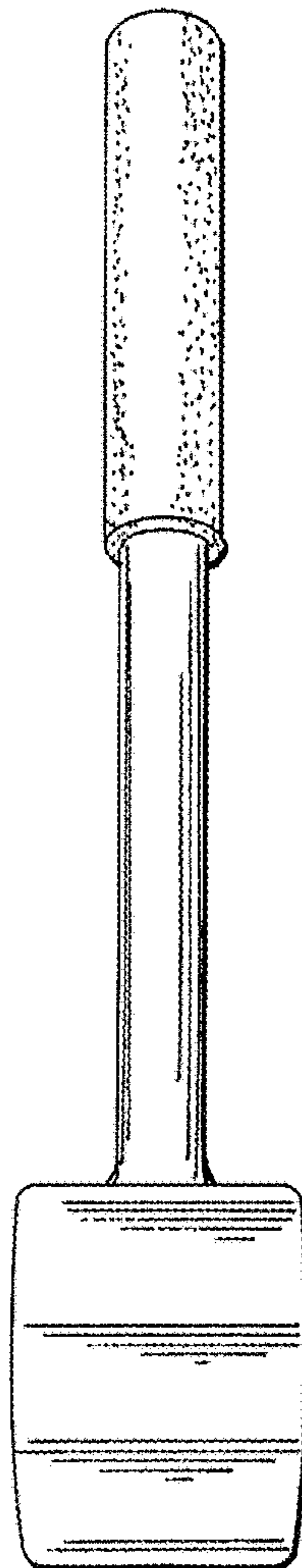


Fig. 2

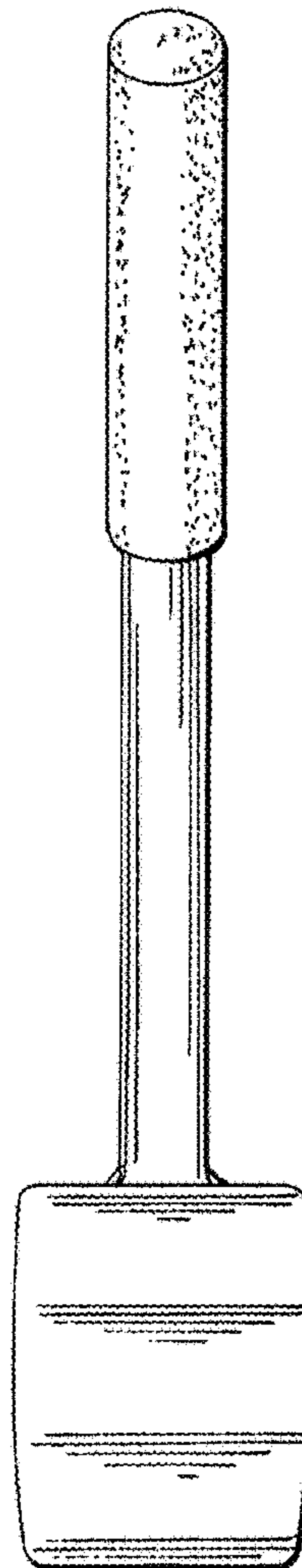


Fig. 3

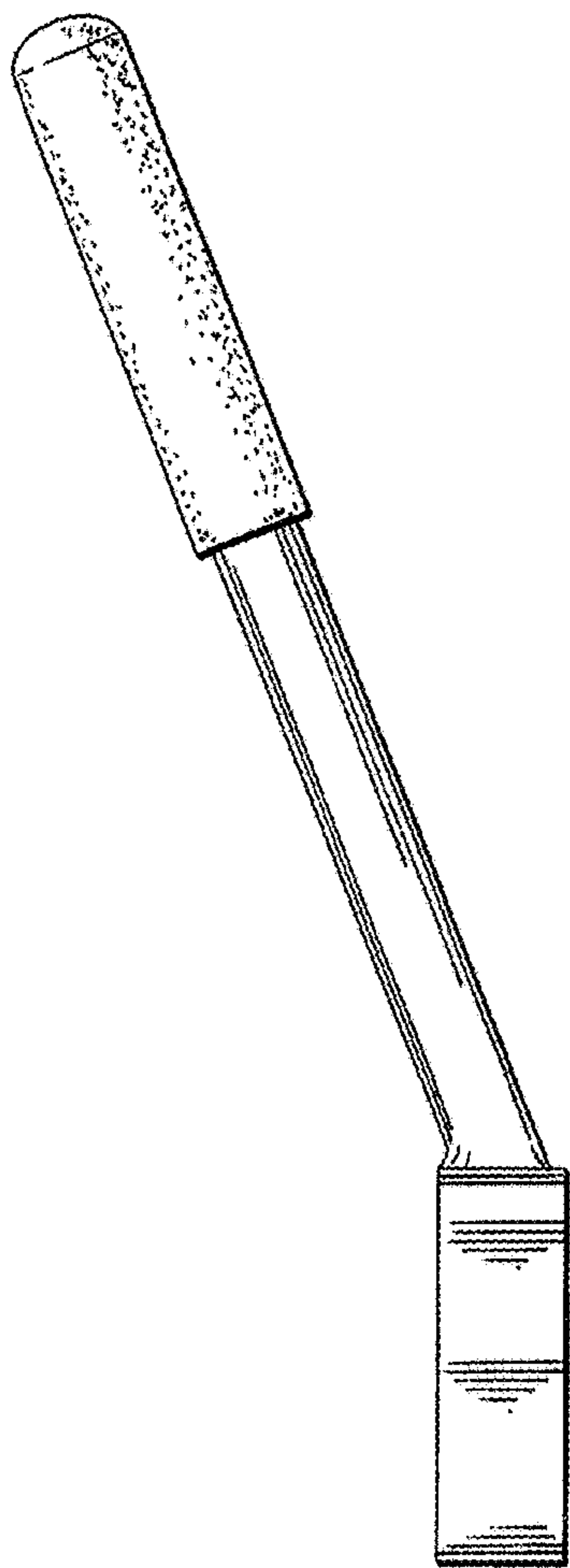


Fig. 4

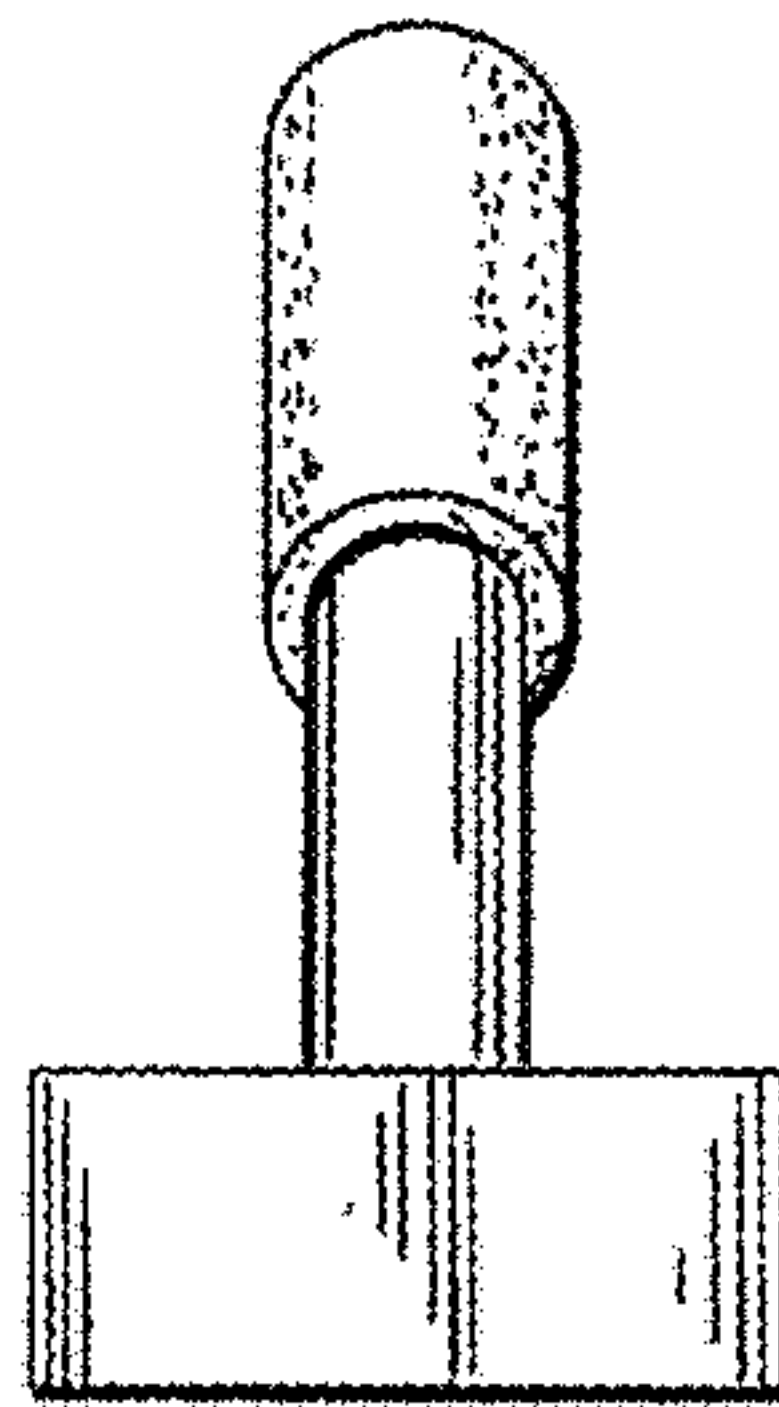


Fig. 5

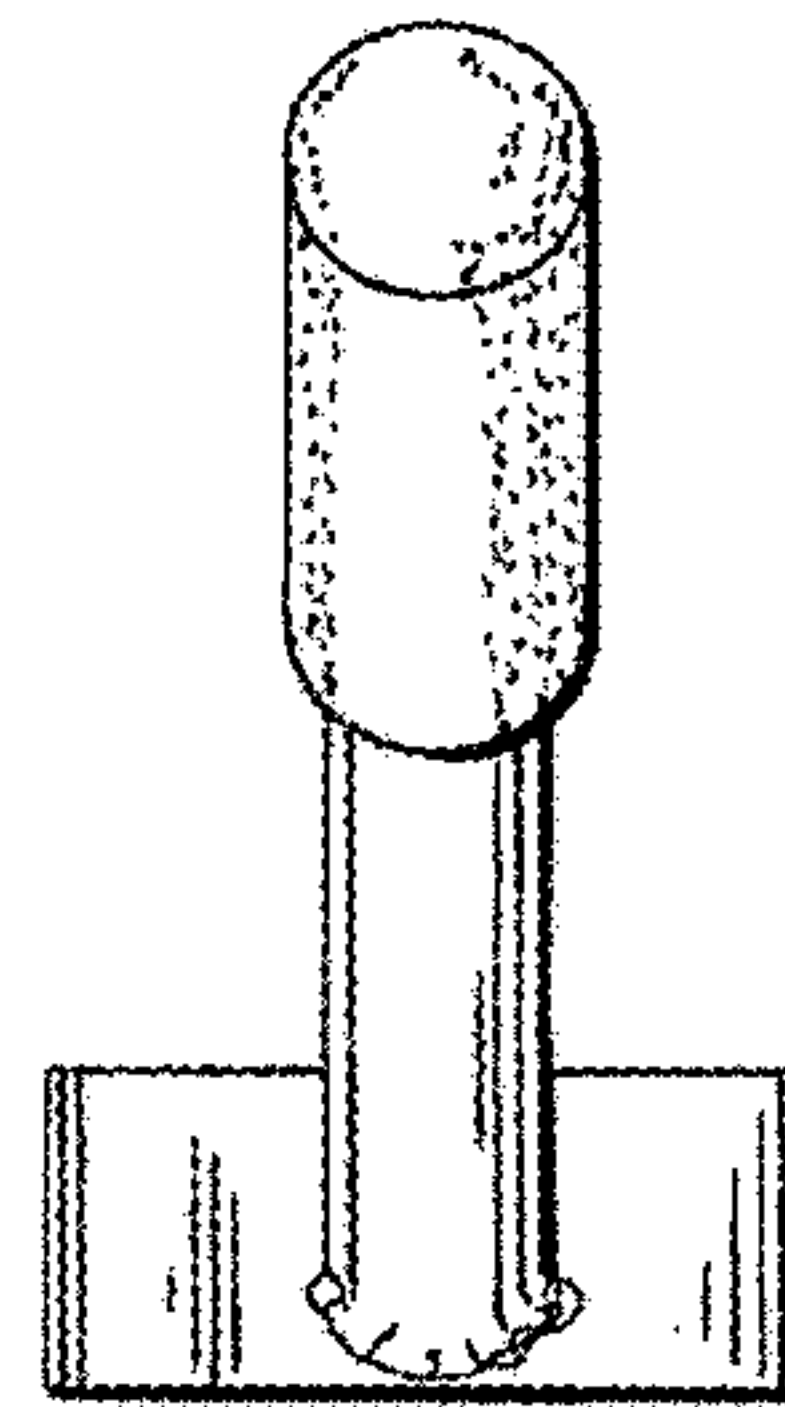


Fig. 6