



US00D815933S

(12) **United States Design Patent** (10) **Patent No.:** **US D815,933 S**
Koeniger et al. (45) **Date of Patent:** **** Apr. 24, 2018**

- (54) **HAMMER DRILL**
- (71) Applicant: **HILTI AKTIENGESELLSCHAFT**,
Schaan (LI)
- (72) Inventors: **Tobias Koeniger**, Bregenz (AT);
Graham Keevy, Aalen (DE); **Christian Scheidel**, Aalen (DE)
- (73) Assignee: **Hilti Aktiengesellschaft**, Schaan (LI)
- (**) Term: **15 Years**
- (21) Appl. No.: **35/502,303**
- (22) Filed: **Jul. 19, 2016**
- (80) **Hague Agreement Data**
Int. Filing Date: **Jul. 19, 2016**
Int. Reg. No.: **DM/091866**
Int. Reg. Date: **Jul. 19, 2016**
Int. Reg. Pub. Date: **Jan. 20, 2017**
- (51) **LOC (11) Cl.** **08-05**
- (52) **U.S. Cl.**
USPC **D8/69**
- (58) **Field of Classification Search**
USPC D8/14.1, 61-70
CPC B25D 16/00; B25D 17/02; B25D 11/125
See application file for complete search history.

- (56) **References Cited**
U.S. PATENT DOCUMENTS
D524,626 S * 7/2006 Stirm D8/69
D527,601 S * 9/2006 Stirm D8/69
D535,537 S * 1/2007 Aglassinger D8/69
D540,642 S * 4/2007 Stirm D8/69
D543,082 S * 5/2007 Stirm D8/69
D575,606 S * 8/2008 Okouchi D8/69
D581,235 S * 11/2008 Aglassinger D8/69
D663,183 S * 7/2012 Sell D8/69
D676,731 S * 2/2013 Aglassinger D8/69
D691,011 S * 10/2013 Walz D8/68

D695,086 S * 12/2013 Walz D8/68
D740,636 S * 10/2015 Koeniger D8/69
2014/0318821 A1* 10/2014 Wyler B25D 11/125
173/104

* cited by examiner

Primary Examiner — Darlington Ly
(74) *Attorney, Agent, or Firm* — Crowell & Moring LLP

(57) **CLAIM**

The ornamental design for a hammer drill, as shown and described.

DESCRIPTION

The file of this patent contains a least one drawing executed in color. Copies of this patent with color drawings will be provided by the Office upon request and payment of necessary fee.

- 1.-2. Hammer drill
- 1.1 is a top, front, and left side perspective view of a hammer drill showing our new design in accordance to a first embodiment;
- 1.2 is a bottom, rear, and right side perspective view thereof;
- 1.3 is a left side elevation view thereof;
- 1.4 is a right side elevation view thereof;
- 1.5 is a top plan view thereof;
- 1.6 is a bottom plan view thereof;
- 1.7 is a front elevation view thereof;
- 1.8 is a rear elevation view thereof;
- 2.1 is a top, front, and left side perspective view of a hammer drill showing our new design in accordance to a second embodiment;
- 2.2 is a bottom, rear, and right side perspective view thereof;
- 2.3 is a left side elevation view thereof;
- 2.4 is a right side elevation view thereof;
- 2.5 is a top plan view thereof;
- 2.6 is a bottom plan view thereof;
- 2.7 is a front elevation view thereof; and
- 2.8 is a rear elevation view thereof.

1 Claim, 16 Drawing Sheets
(16 of 16 Drawing Sheet(s) Filed in Color)



1.1



1.2




1.3




1.4




1.5




1.6



1.7



1.8



2.1



2.2




2.3




2.4




2.5



2.6



2.7



2.8

