



US00D815910S

(12) **United States Design Patent** (10) **Patent No.:** **US D815,910 S**
Bo (45) **Date of Patent:** **** Apr. 24, 2018**

(54) **TUMBLER** D383,947 S * 9/1997 Schaefer 220/739
5,667,135 A * 9/1997 Schaefer A47G 23/0216
220/738
(71) Applicant: **Anhui Inno-Sign International Co., Ltd.**, Hefei (CN) D436,499 S * 1/2001 Pritchard D7/523
6,220,475 B1 * 4/2001 Nayar B65D 1/165
220/669
(72) Inventor: **Jin Bo**, Hefei (CN) D474,074 S * 5/2003 Hou D7/523
D480,270 S * 10/2003 Hou D7/523
(73) Assignee: **Anhui Inno-Sign International Co., LTD**, Hefei (CN) D483,612 S * 12/2003 Chuang D7/523
D505,592 S * 5/2005 Liu D7/523
D515,871 S * 2/2006 Rocha D7/523
D522,405 S * 6/2006 Rocha D11/153
(**) Term: **15 Years** (Continued)

(21) Appl. No.: **29/569,043**

(22) Filed: **Jun. 23, 2016**

(51) **LOC (11) Cl.** **07-01**

(52) **U.S. Cl.**
USPC **D7/523**; D7/532; D7/530

(58) **Field of Classification Search**
USPC D7/507, 509, 510, 511, 523, 529, 530,
D7/608, 536, 532; D9/500, 502, 503,
D9/504, 517, 530, 538, 539, 540, 541,
D9/544, 545, 547, 548, 552, 569, 453,
D9/452; 220/592.16, 592.17; 215/381,
215/382

CPC A47G 19/22; A47G 19/2205; A47G
19/2211; A47G 19/2266; A47G 19/2272;
A45F 3/16; B65D 41/04

See application file for complete search history.

(56) **References Cited**

U.S. PATENT DOCUMENTS

D119,863 S * 4/1940 Lundy D7/530
D162,302 S * 3/1951 Horne D7/523
3,872,994 A * 3/1975 Hyde B65D 7/42
215/383
D297,089 S * 8/1988 West D7/523
D297,090 S * 8/1988 West D7/523
5,100,017 A * 3/1992 Ishinabe B21D 51/2646
220/669
5,201,438 A * 4/1993 Norwood B65D 1/0292
215/11.3

OTHER PUBLICATIONS

Tin Eye image : <https://www.tineye.com/search/1c03ab73626c9e9ad5104e8cdce094538292f4ee/blog.youthwant.com.tw> Dec. 20, 2015.*

(Continued)

Primary Examiner — Marianne Pandozzi
Assistant Examiner — Jae Liang
(74) *Attorney, Agent, or Firm* — Richards Patent Law P.C.


(57) **CLAIM**

The ornamental design for a tumbler, as shown and described.

DESCRIPTION

FIG. 1 is a perspective view of a tumbler showing my new design;
FIG. 2 is a front view thereof;
FIG. 3 is a rear view thereof;
FIG. 4 is a right side view thereof;
FIG. 5 is a left side view thereof;
FIG. 6 is a top view thereof; and,
FIG. 7 is perspective view thereof.
The broken lines in the drawing depict portions of the tumbler that form no part of the claimed design.

1 Claim, 7 Drawing Sheets



(56)

References Cited

U.S. PATENT DOCUMENTS

| | | | | | |
|--------------|------|---------|------------|-------|-------------------------|
| D545,625 | S * | 7/2007 | Webb | | D7/523 |
| D547,123 | S * | 7/2007 | Sandberg | | D7/523 |
| D561,535 | S * | 2/2008 | Jin | | D7/509 |
| D575,110 | S * | 8/2008 | Karam | | D7/509 |
| D634,212 | S * | 3/2011 | Kruetzkamp | | D9/690 |
| D642,862 | S * | 8/2011 | Tobias | | D7/510 |
| D642,864 | S * | 8/2011 | Tobias | | D7/510 |
| D656,365 | S * | 3/2012 | Bickert | | D7/523 |
| D662,362 | S * | 6/2012 | Bickert | | D7/510 |
| D683,186 | S * | 5/2013 | Tobias | | D7/510 |
| D696,906 | S * | 1/2014 | Roth | | A47G 19/22 D7/510 |
| D715,100 | S * | 10/2014 | Eyal | | D7/510 |
| D726,500 | S * | 4/2015 | Ke | | D7/523 |
| D729,012 | S * | 5/2015 | Ke | | D7/512 |
| D750,436 | S * | 3/2016 | Hopkins | | D7/523 |
| D755,571 | S * | 5/2016 | Cheng | | D7/523 |
| D796,264 | S * | 9/2017 | Bo | | D7/523 |
| 2002/0038771 | A1 * | 4/2002 | Miura | | A63B 55/00 206/315.8 |
| 2016/0270569 | A1 * | 9/2016 | Merten | | A47G 19/2205 |

OTHER PUBLICATIONS

[https://www.tineye.com/search/
cc80de0e48266aa62e7888a862874fcfeef5fcf8/https://etsexpress.
com/pg_product_detail/?id=89544](https://www.tineye.com/search/cc80de0e48266aa62e7888a862874fcfeef5fcf8/https://etsexpress.com/pg_product_detail/?id=89544) Arezzo Tumbler Dec. 30, 2015.*

* cited by examiner

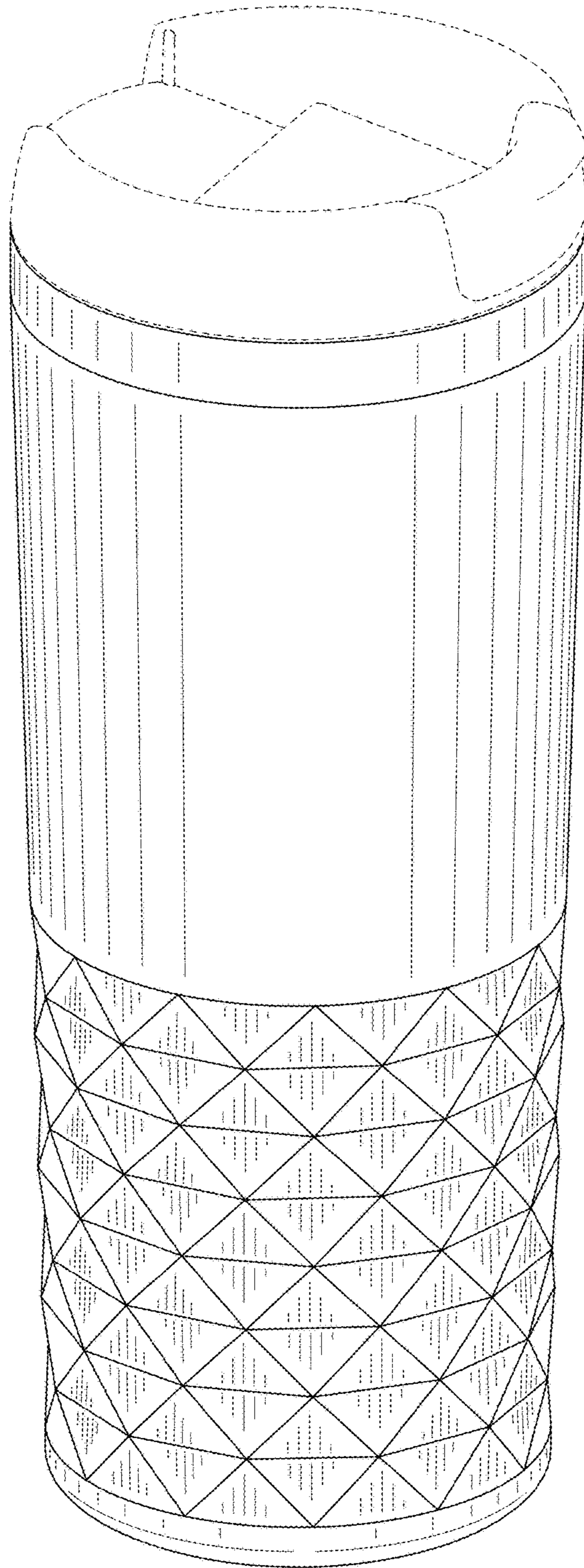


FIG. 1

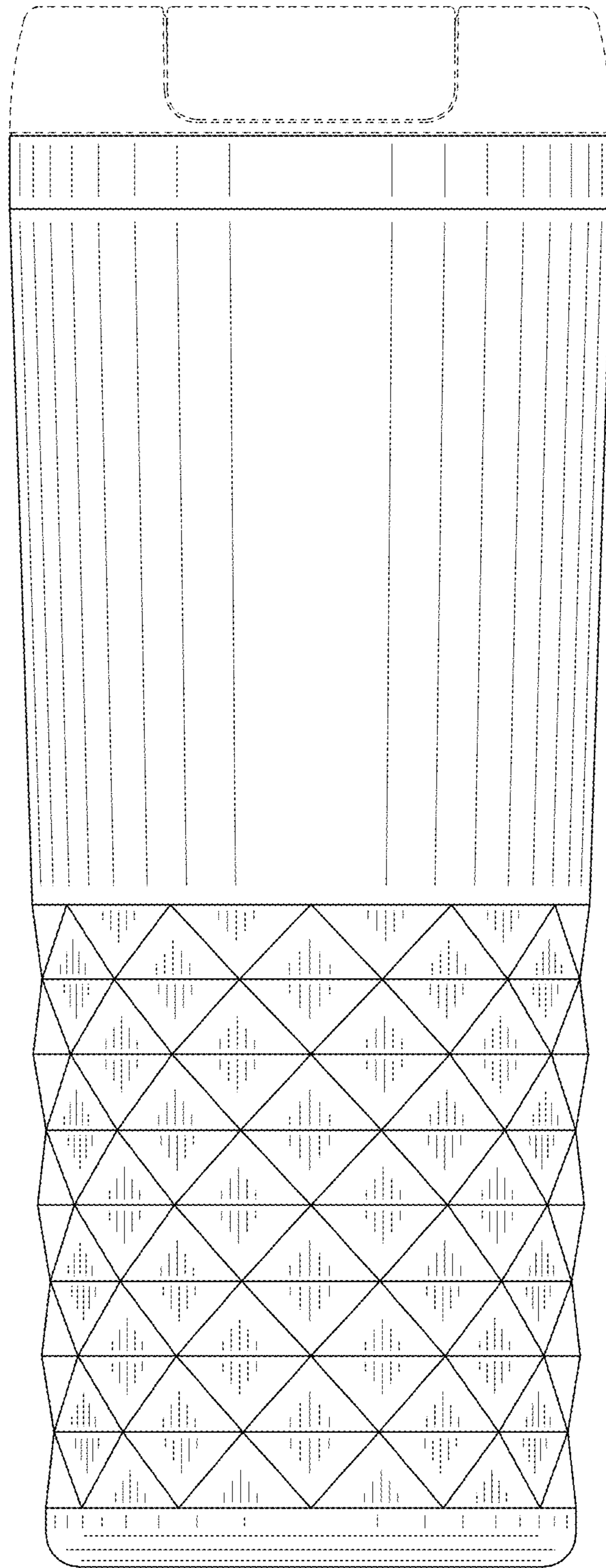


FIG. 2

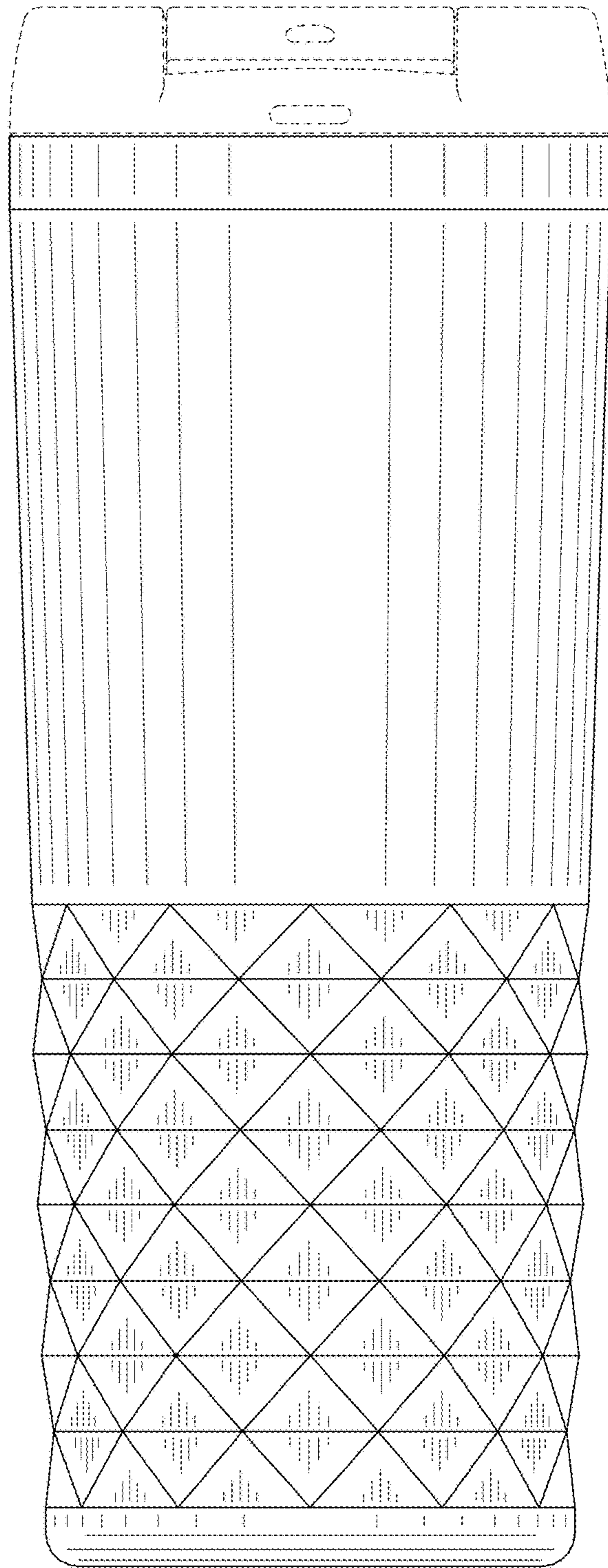


FIG. 3




FIG. 4




FIG. 5

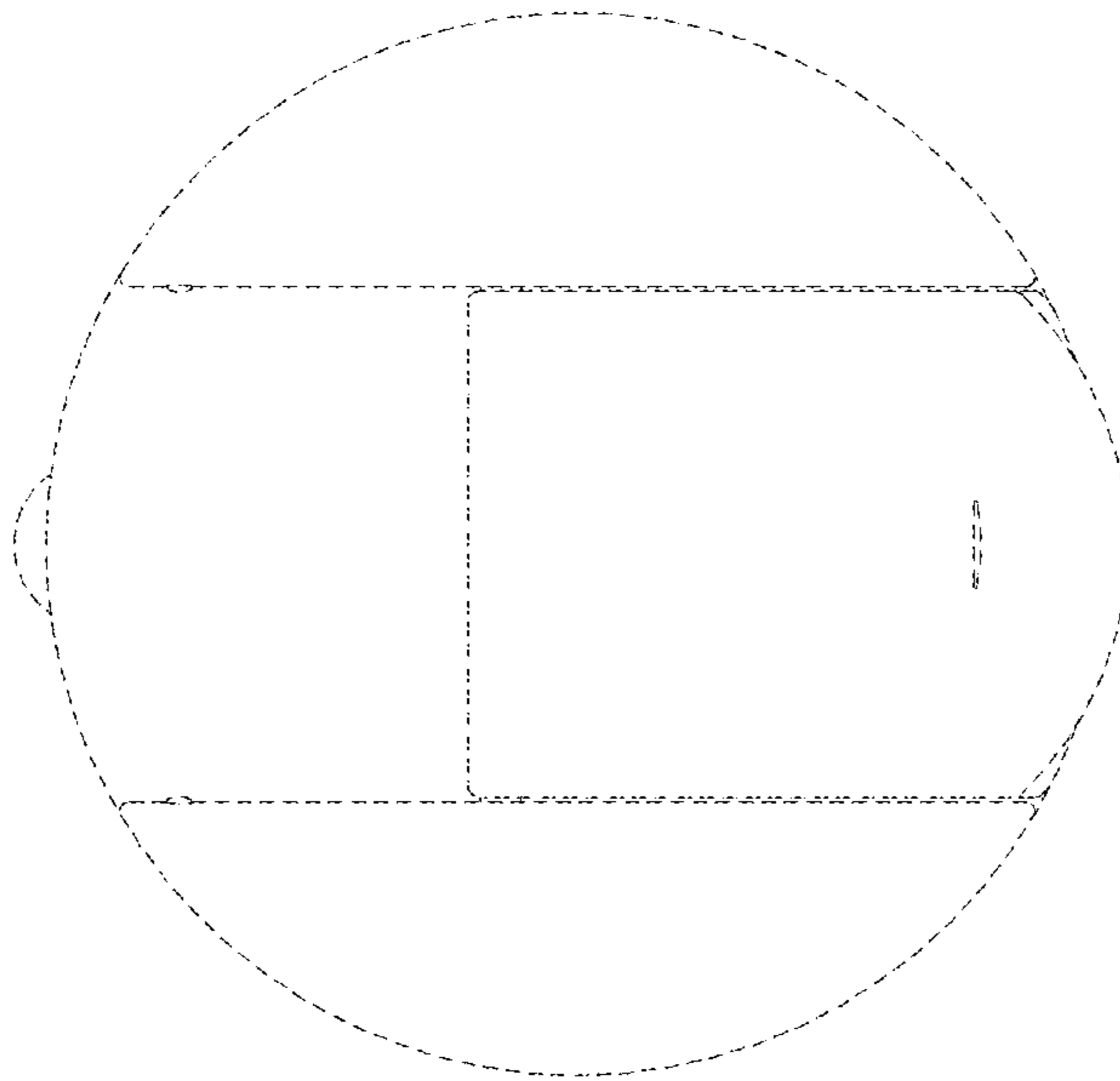


FIG. 6




FIG. 7