



US00D815903S

(12) **United States Design Patent**
Steel

(10) **Patent No.:** **US D815,903 S**

(45) **Date of Patent:** **** Apr. 24, 2018**

(54) **SHAKER BOTTLE**

(71) Applicant: **Jeffrey Steel**, Hoboken, NJ (US)

(72) Inventor: **Jeffrey Steel**, Hoboken, NJ (US)

(73) Assignee: **Cotapaxi Custom Design and Manufacturing LLC**, Carlstadt, NJ (US)

(**) Term: **15 Years**

(21) Appl. No.: **29/577,610**

(22) Filed: **Sep. 14, 2016**

(51) **LOC (11) Cl.** **07-01**

(52) **U.S. Cl.**
USPC **D7/510; D7/511; D7/523; D7/300.1**

(58) **Field of Classification Search**
USPC D7/509, 510, 511, 523, 532, 534, 536,
D7/300.1, 533, 394, 395, 531, 608;
D24/197; 220/592.16, 592.17; D9/435,
D9/447, 436
CPC A47G 19/22; A47G 19/2205; A47G
19/2211; A47G 19/2266; A47G 19/2288;
B65D 47/066; A47J 43/27; A47J 41/02
See application file for complete search history.

(56) **References Cited**

U.S. PATENT DOCUMENTS

D362,156 S *	9/1995	Goto	D7/510
5,456,380 A *	10/1995	Ito	A47G 19/2272
				220/713
D397,905 S *	9/1998	Hsu	D7/316
D447,693 S *	9/2001	Warner	D9/450
D490,272 S *	5/2004	Rohe	D7/510
D569,181 S *	5/2008	Homma	D7/510
D572,975 S *	7/2008	Germany	D7/510
D623,017 S *	9/2010	George	D7/510

D631,293 S *	1/2011	Ross	D7/510
D643,245 S *	8/2011	Minarsch	D7/392.1
D667,265 S *	9/2012	George	D7/396.2
D691,416 S *	10/2013	Eyal	D7/396.2
D710,650 S *	8/2014	Blum	D7/510
D717,115 S *	11/2014	Lane	D7/511
D721,540 S *	1/2015	Grcic	D7/511
9,016,491 B2 *	4/2015	Blum	A47G 19/2205
				220/4.33
D747,199 S *	1/2016	Phillips	D9/438
D781,104 S *	3/2017	Cerasani	D7/300.1
D789,737 S *	6/2017	Eyal	D7/300.1
D792,155 S *	7/2017	Stover	D7/510
D794,390 S *	8/2017	Boettcher Sebben	D7/510
D795,643 S *	8/2017	Barlow	D7/510
D796,905 S *	9/2017	Kestenbaum	D7/510
D803,619 S *	11/2017	Seiders	D7/392.1
D803,684 S *	11/2017	Seiders	D9/449
D807,701 S *	1/2018	Bo	D7/507

* cited by examiner

Primary Examiner — Marianne Pandozzi

Assistant Examiner — Jae Liang

(74) *Attorney, Agent, or Firm* — Steven E. Shapiro



(57) **CLAIM**

The ornamental design for a shaker bottle, as shown and described.

DESCRIPTION

FIG. 1 is a top front perspective view of a shaker bottle; FIG. 2 is a top rear perspective view of the shaker bottle; FIG. 3 is a right side view of the shaker bottle; FIG. 4 is a left side of the shaker bottle; FIG. 5 is a front view of the shaker bottle; FIG. 6 is a rear view of the shaker bottle; FIG. 7 is a top view of the shaker bottle; and, FIG. 8 is a bottom view of the shaker bottle.

1 Claim, 8 Drawing Sheets



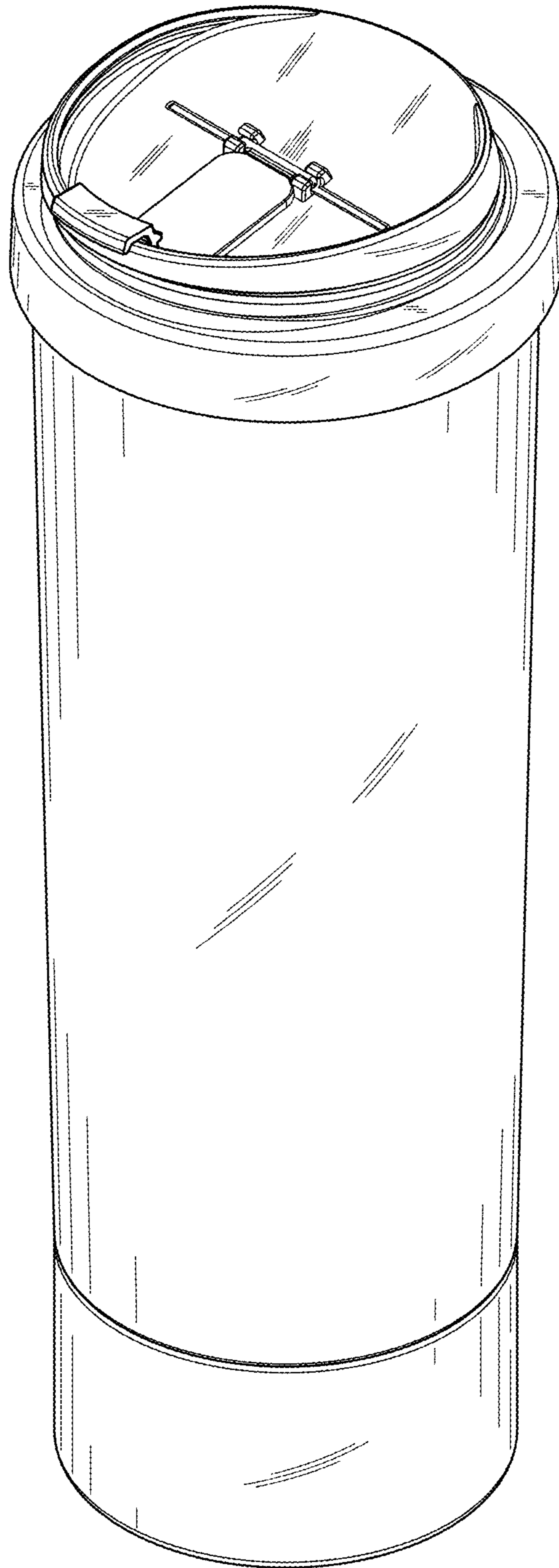


FIG. 1

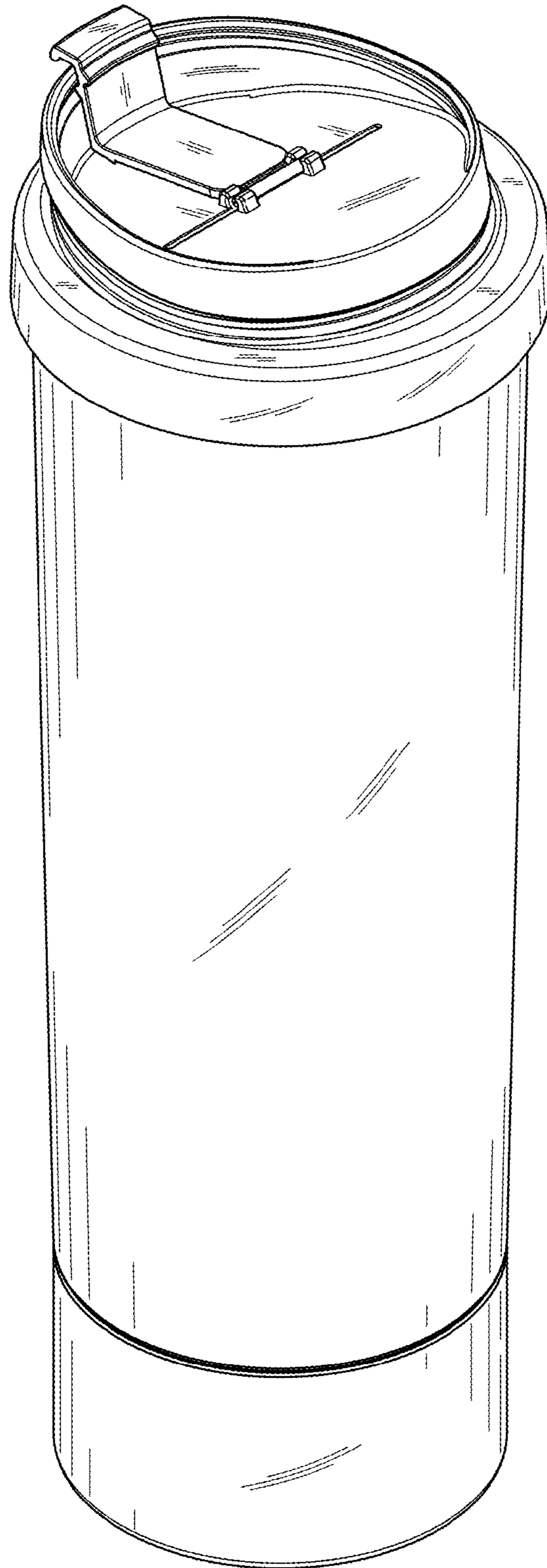


FIG. 2

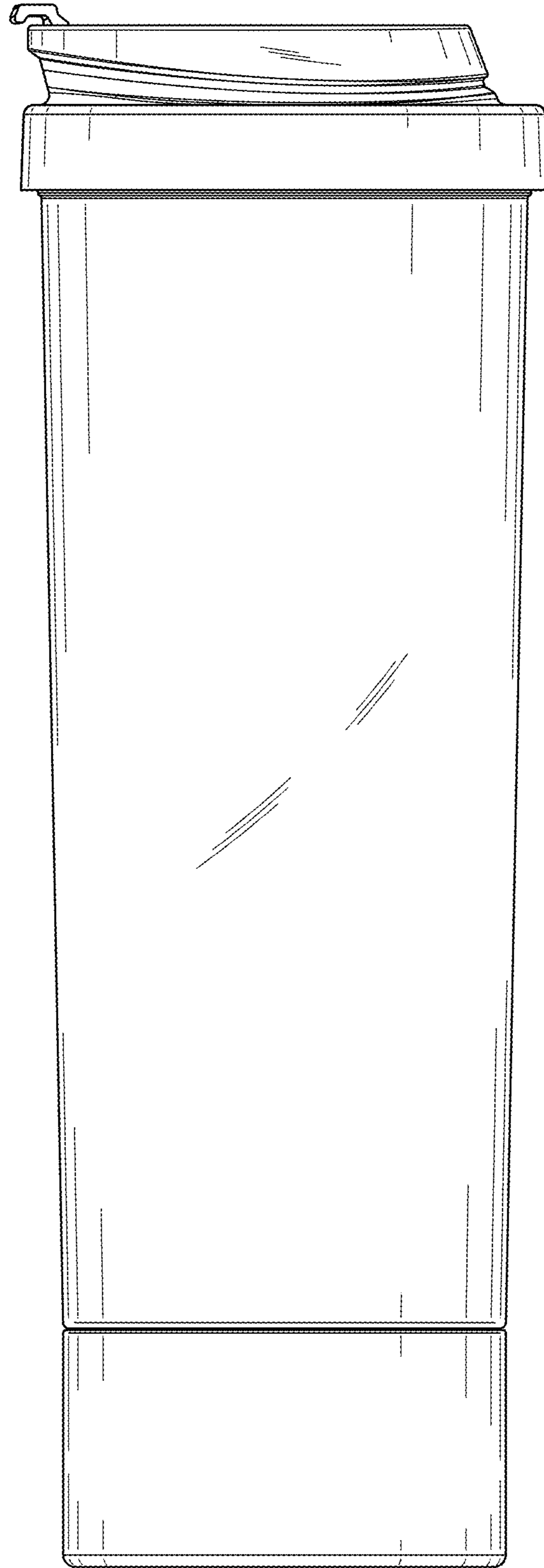


FIG. 3

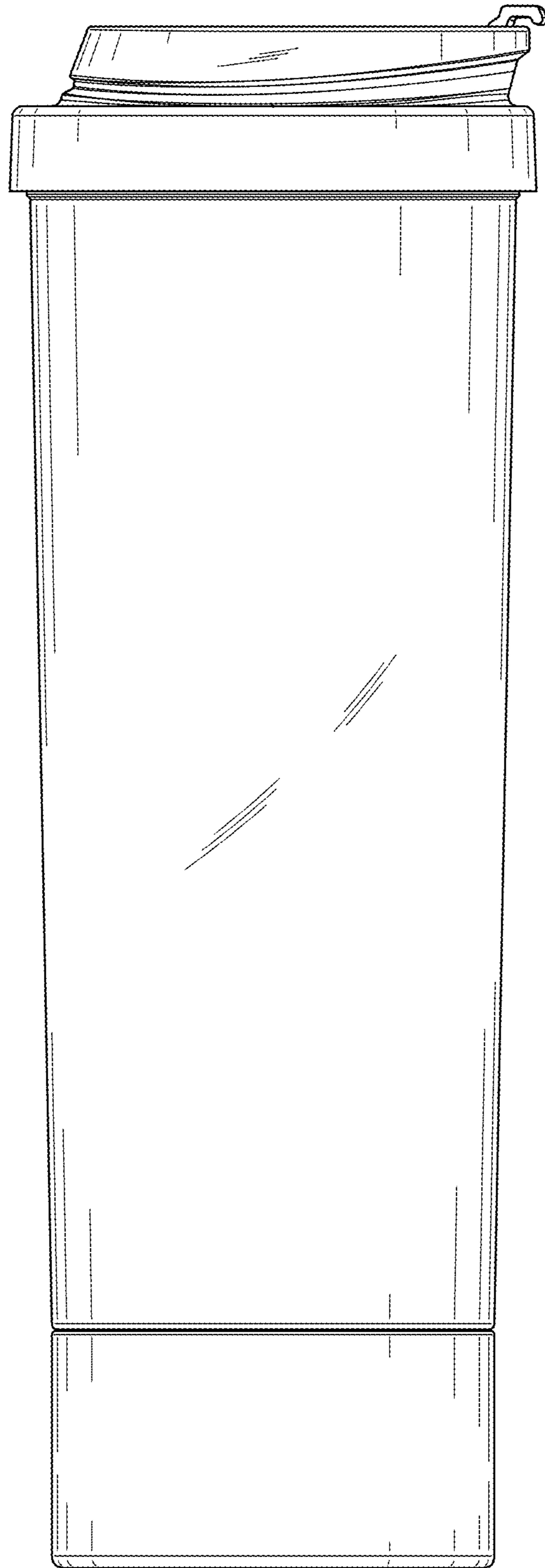


FIG. 4

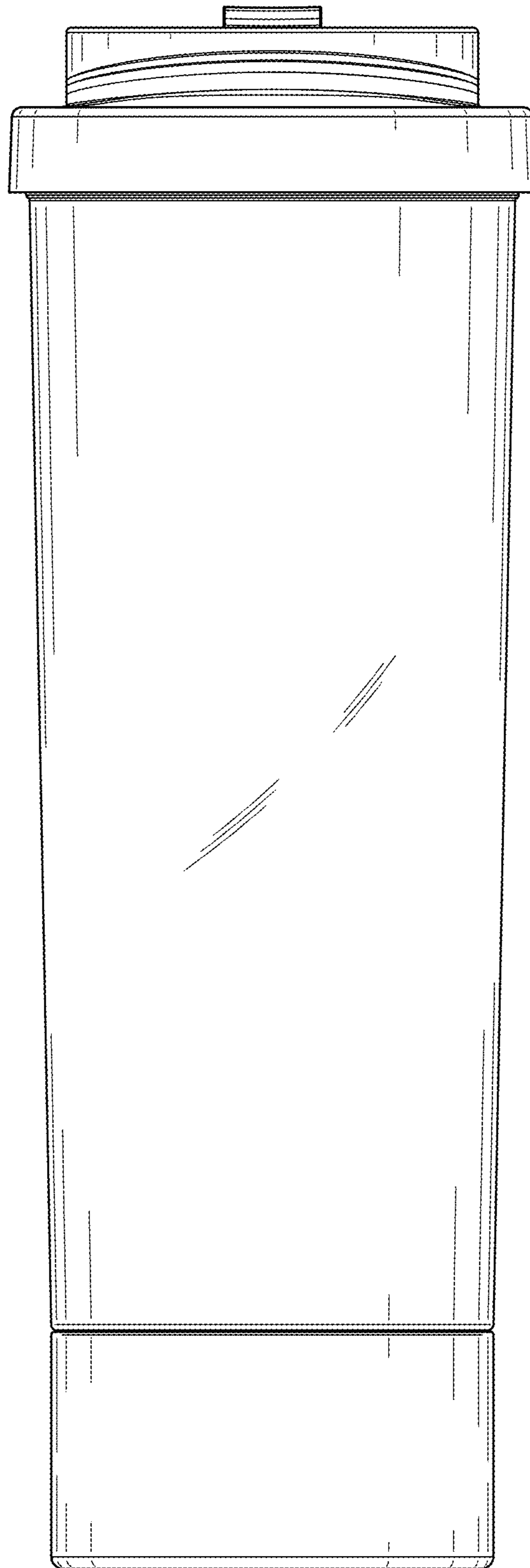


FIG. 5

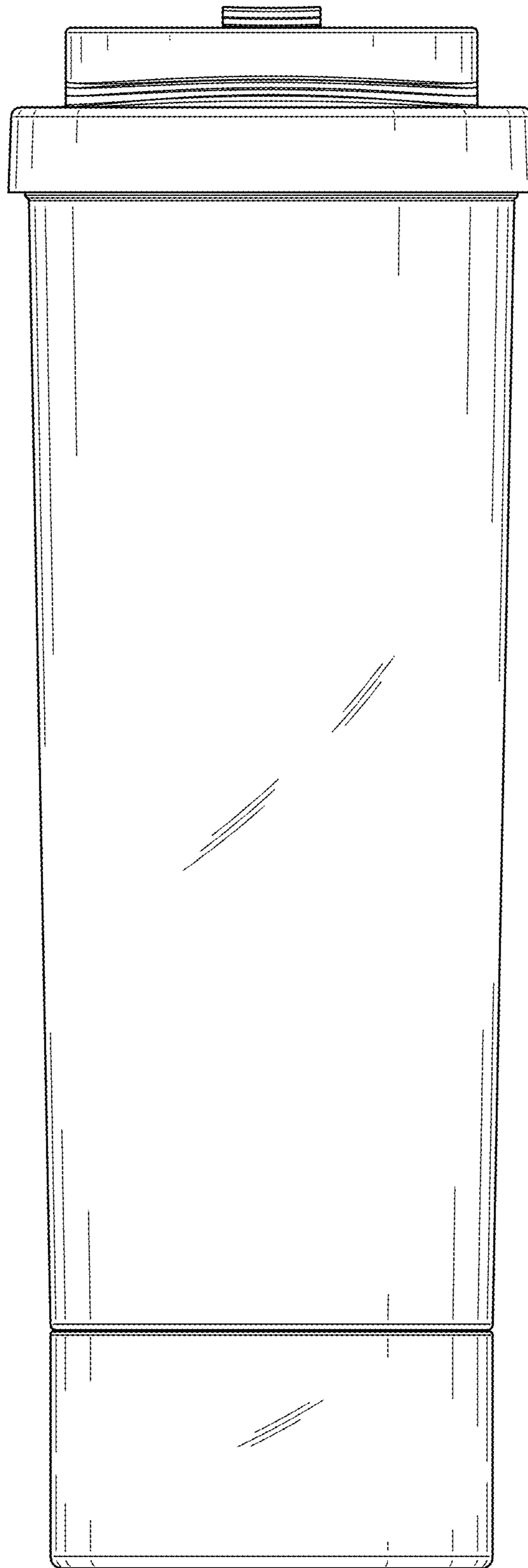


FIG. 6

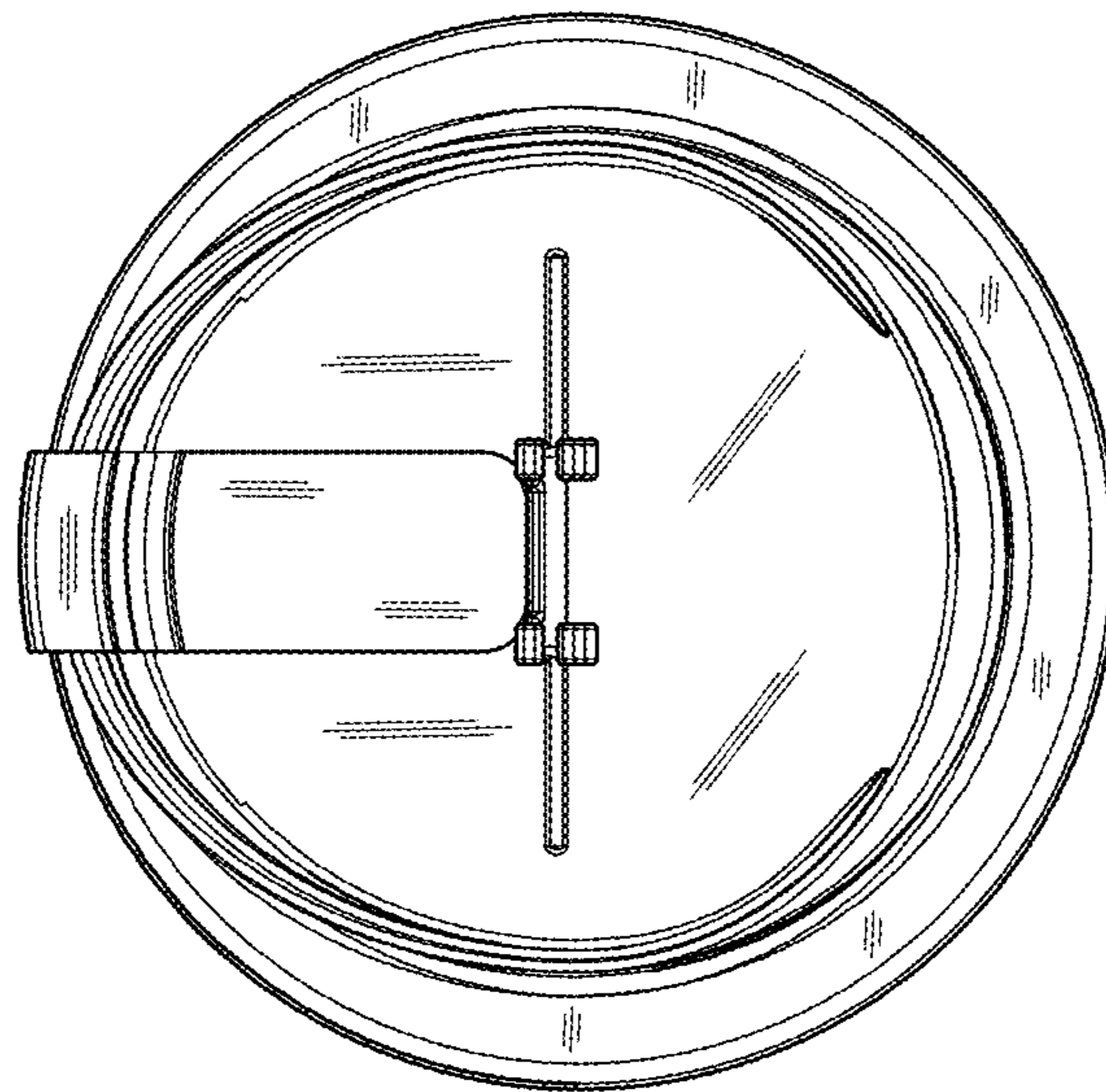


FIG. 7

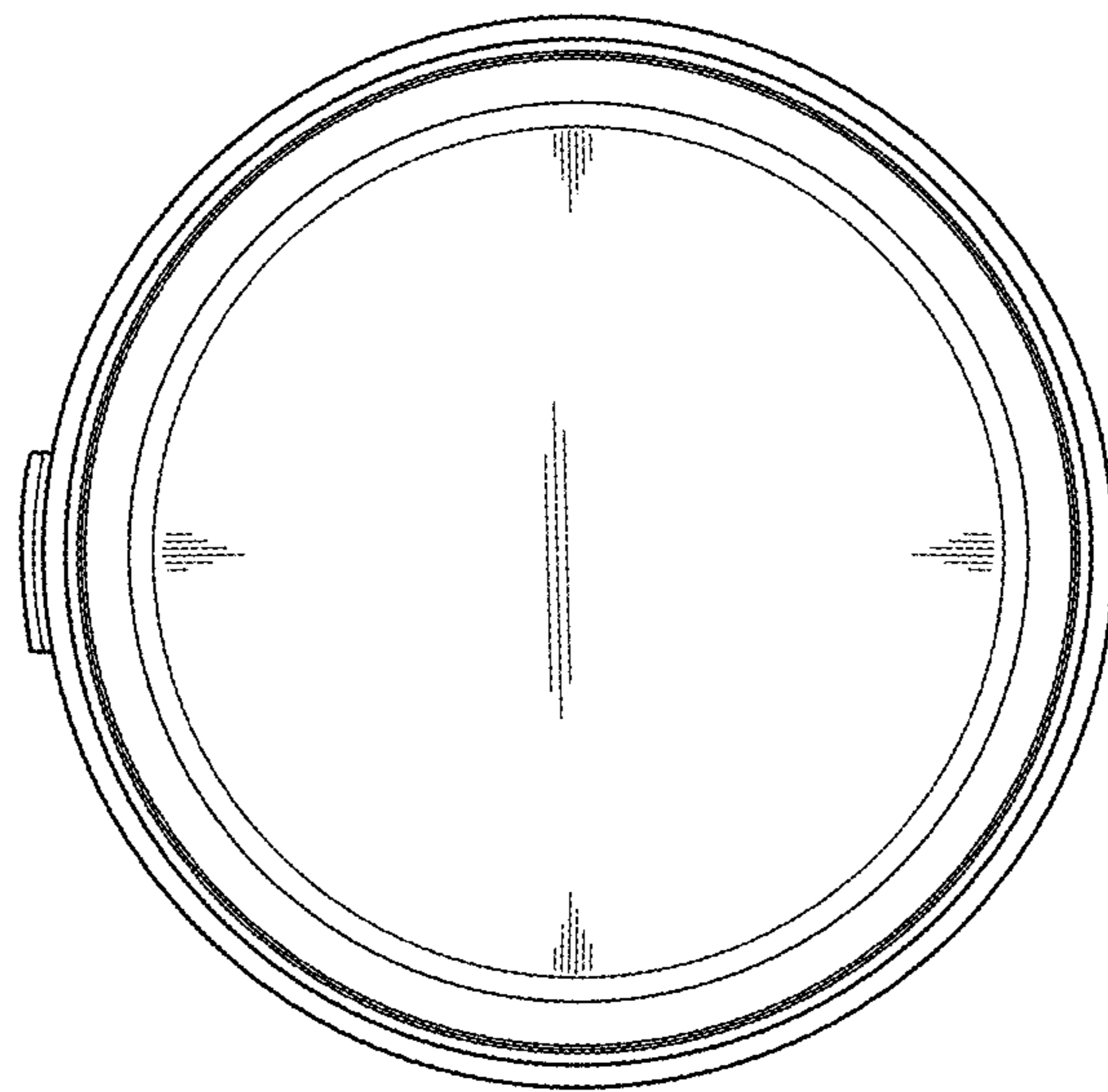


FIG. 8