



US00D815897S

(12) **United States Design Patent**
Insler

(10) **Patent No.:** **US D815,897 S**
(45) **Date of Patent:** **** Apr. 24, 2018**

(54) **KNIFE HANDLE**

(71) Applicant: **Harvey P. Insler**, Erie, PA (US)

(72) Inventor: **Harvey P. Insler**, Erie, PA (US)

(**) Term: **15 Years**

(21) Appl. No.: **29/555,161**

(22) Filed: **Feb. 19, 2016**

(51) **LOC (11) Cl.** **07-03**

(52) **U.S. Cl.**
USPC **D7/401.2; D7/649**

(58) **Field of Classification Search**
USPC D7/393-395, 401.2, 642-652, 693,
D7/695-696; D8/93, 97-100, 107, 300,
D8/321; D22/117-118
CPC A01B 1/20; A01B 1/22; A22C 25/006;
A47G 21/06; A47G 21/065; A61B
17/3211; A61B 17/3213; B21D 53/64;
B24D 15/08; B25G 3/36; B26B 1/00;
B26B 1/08; B26B 1/10; B26B 3/00;
B26B 3/02; B26B 3/03; B26B 3/04;
B26B 3/06; B26B 5/00; B26B 5/001;
B26B 5/007; B26B 7/00; B26B 7/005;
B26B 9/00; B26B 9/02; B26B 11/00;
B26B 11/006; B26B 17/00; B26B 17/006;
B26B 29/02

See application file for complete search history.

(56) **References Cited**

U.S. PATENT DOCUMENTS

472,006	A	3/1892	Walker et al.
490,577	A	1/1893	Memminger
673,506	A	5/1901	Pitts
D57,935	S	5/1921	Shively
1,444,659	A	2/1923	Carlson
1,656,404	A	1/1928	Van Cleef
1,750,577	A	3/1930	De Bracht
D131,224	S	1/1942	Parisi
2,494,306	A	1/1950	Morvey
4,380,122	A	4/1983	Jagger

(Continued)

Primary Examiner — Ricky Pham

(74) *Attorney, Agent, or Firm* — Eric W. Gutttag; Eric W. Gutttag IP Law Office

(57) **CLAIM**

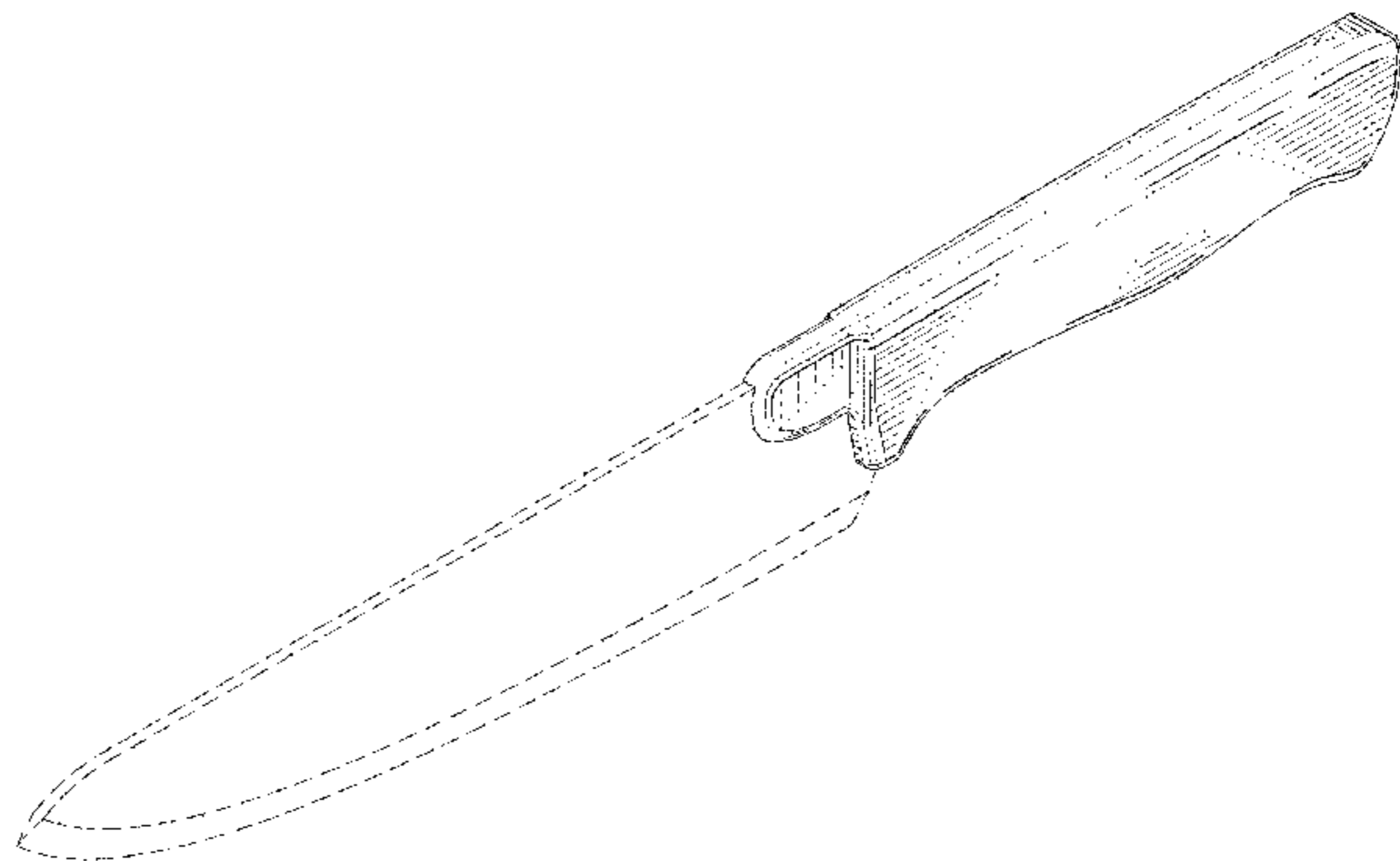
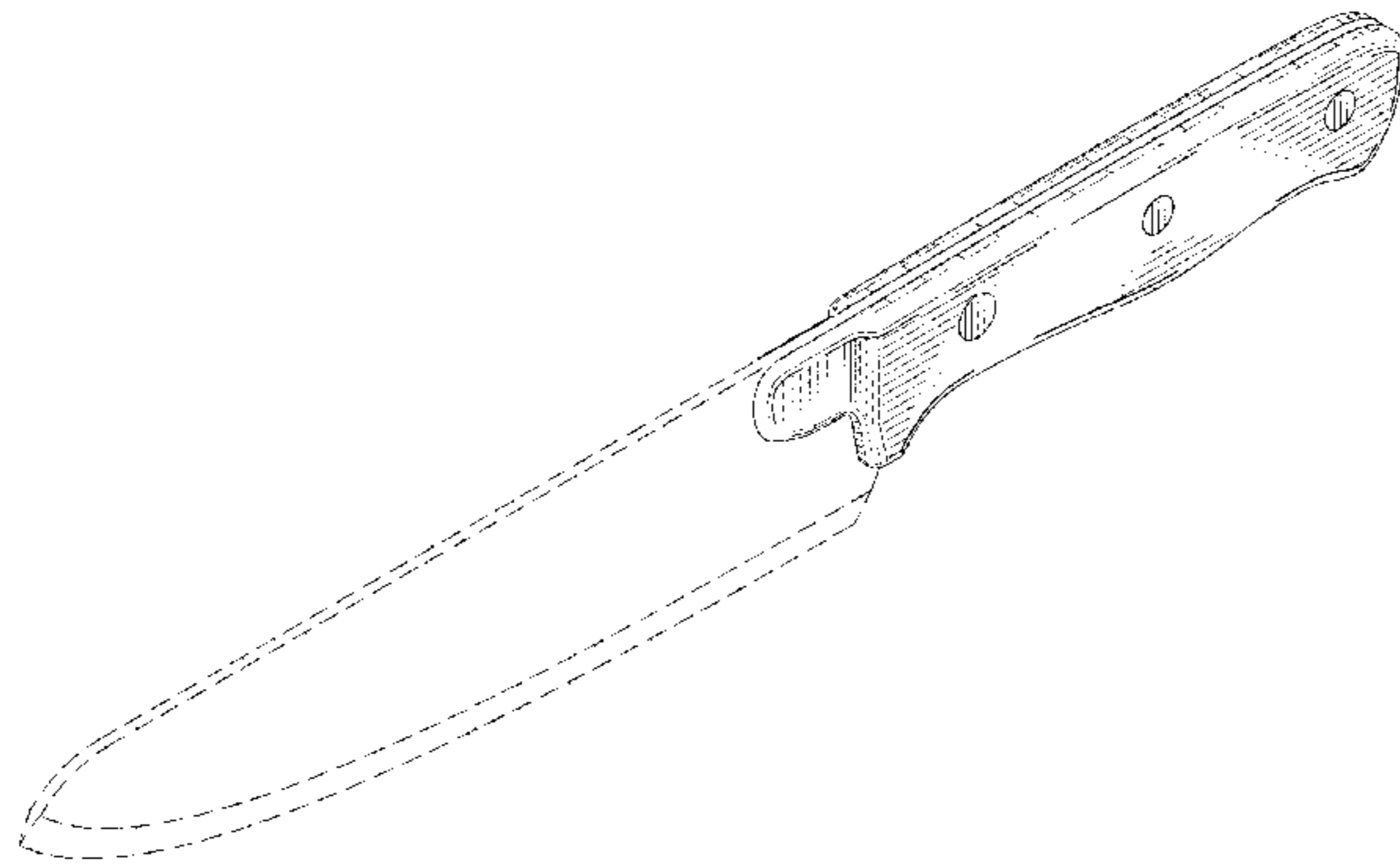
The ornamental design for a knife handle, as shown and described.

DESCRIPTION

FIG. 1 is a perspective view of a knife handle showing a first embodiment of the new design;
 FIG. 2 is a left side view (the right side view being a mirror image) of the embodiment of the new design shown in FIG. 1;
 FIG. 3 is an enlarged front elevational view of the new design shown in FIG. 1;
 FIG. 4 is an enlarged back or rear elevational view of the new design shown in FIG. 1;
 FIG. 5 is a top plan view of the new design shown in FIG. 1;
 FIG. 6 is a bottom plan view of the new design shown in FIG. 1;
 FIG. 7 is a perspective view of the knife handle showing a second embodiment of the new design;
 FIG. 8 is a left side view (the right side view being a mirror image) of the new design shown in FIG. 7;
 FIG. 9 is an enlarged front elevational view of the new design shown in FIG. 7;
 FIG. 10 is an enlarged back or rear elevational view of the new design shown in FIG. 7;
 FIG. 11 is a top plan view of the new design shown in FIG. 7; and,
 FIG. 12 is a bottom view of the new design shown in FIG. 7.

The broken lines represent only the environment of each of the embodiments of the new design, and form no part of the claimed design.

1 Claim, 8 Drawing Sheets



(56)

References Cited

U.S. PATENT DOCUMENTS

5,081,770 A * 1/1992 Fierthaler B26B 9/02
30/351
D397,282 S 8/1998 Derkatz
5,848,453 A 12/1998 Racodon
D445,643 S 7/2001 Kazaklaris
D448,253 S * 9/2001 Staib, Jr. D7/649
D458,510 S * 6/2002 Haataja D7/395
D461,681 S 8/2002 Lothe
6,625,890 B2 * 9/2003 Hufnagel B24D 15/08
30/344
D539,616 S * 4/2007 Taylor D7/649
D553,916 S * 10/2007 Ono D7/649
D557,081 S * 12/2007 Hadj-Chikh D7/649
7,434,320 B2 10/2008 Aston, III
D633,345 S * 3/2011 Ranieri D7/649
D643,258 S * 8/2011 Spiegel D7/649
D643,260 S 8/2011 Spiegel
D643,261 S 8/2011 Spiegel
D643,263 S * 8/2011 Spiegel D7/649
D764,867 S * 8/2016 Haas D7/349
D773,886 S * 12/2016 McConnell D7/401.2
D792,154 S * 7/2017 Berger D7/401.2
2002/0170184 A1 11/2002 Lothe
2006/0179665 A1 8/2006 Aston, III
2012/0079725 A1 4/2012 Hatch et al.

* cited by examiner

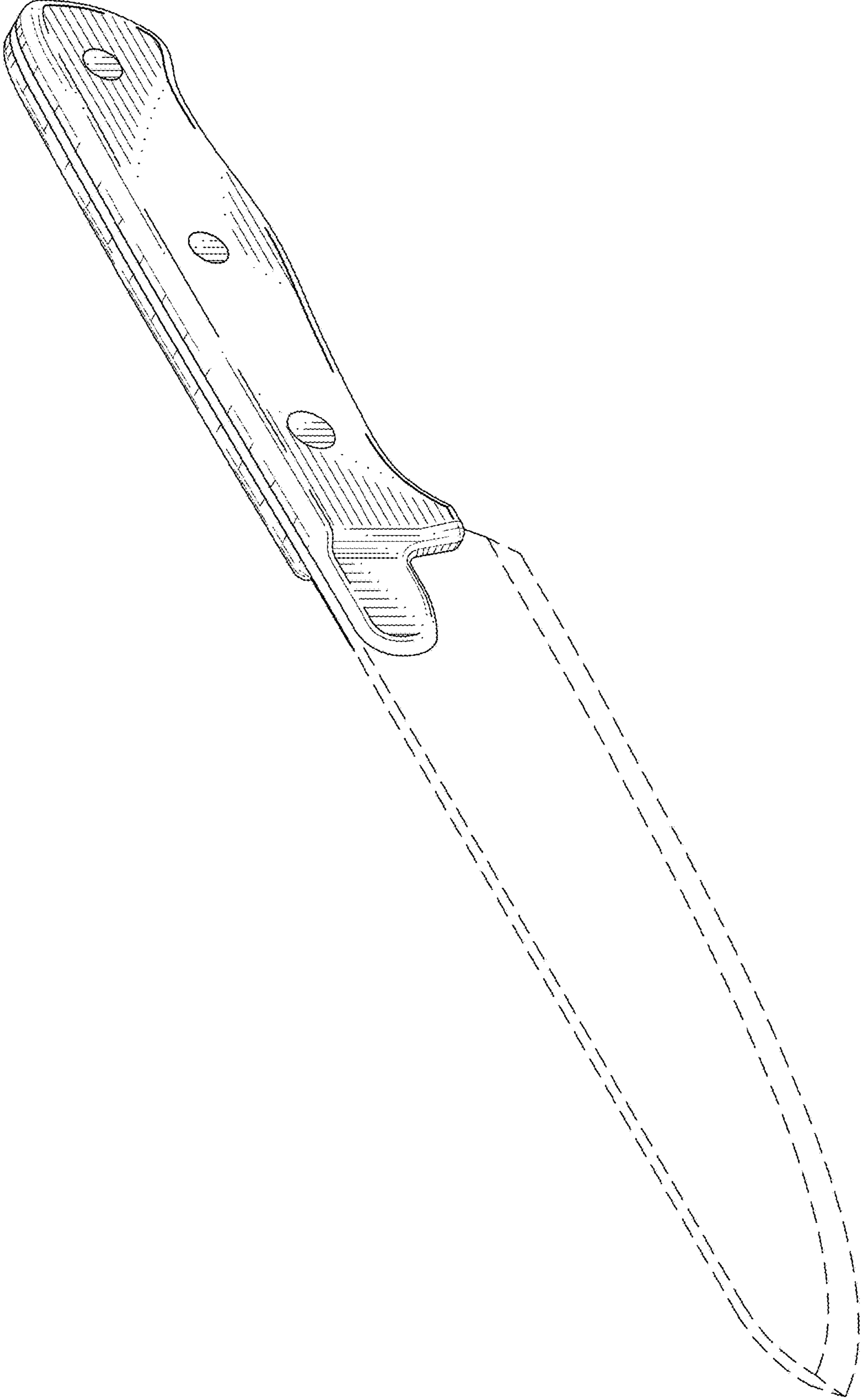


FIG. 1

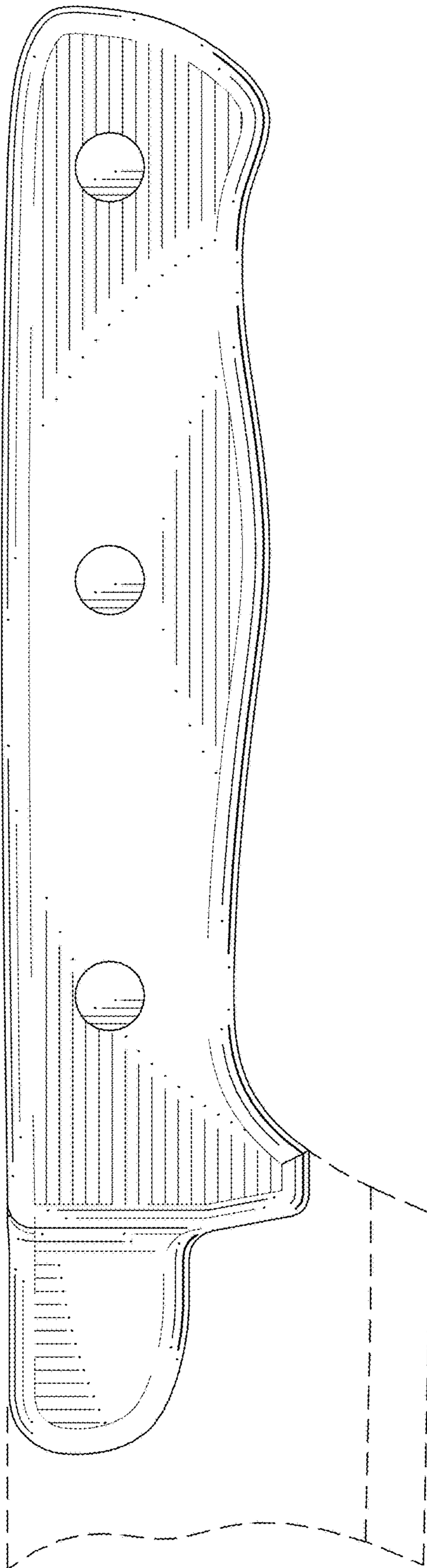


FIG. 2

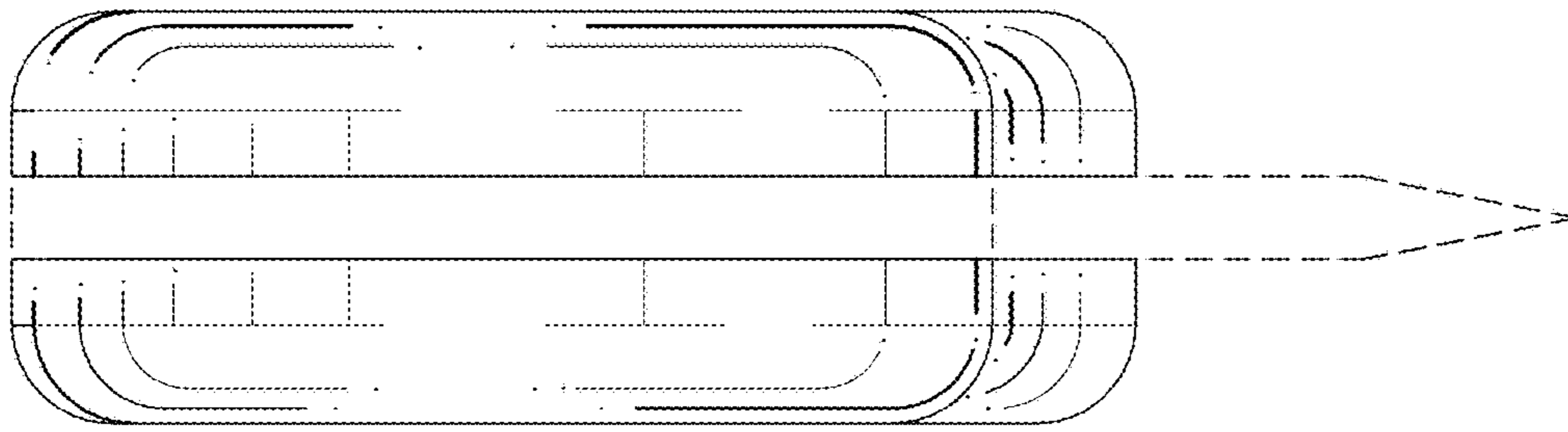


FIG. 4

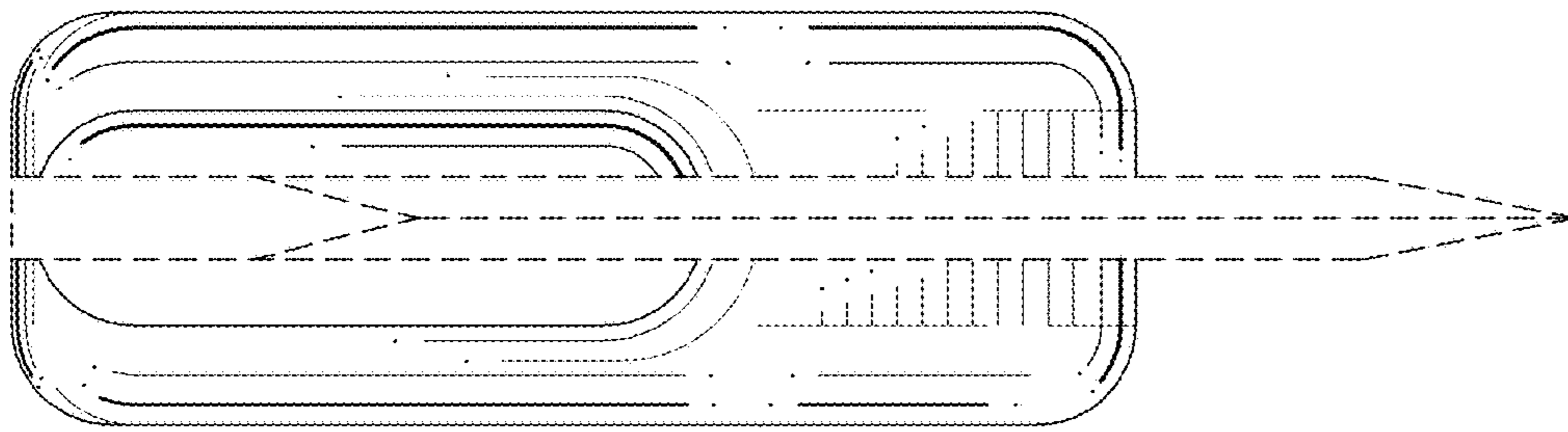


FIG. 3




FIG. 5




FIG. 6

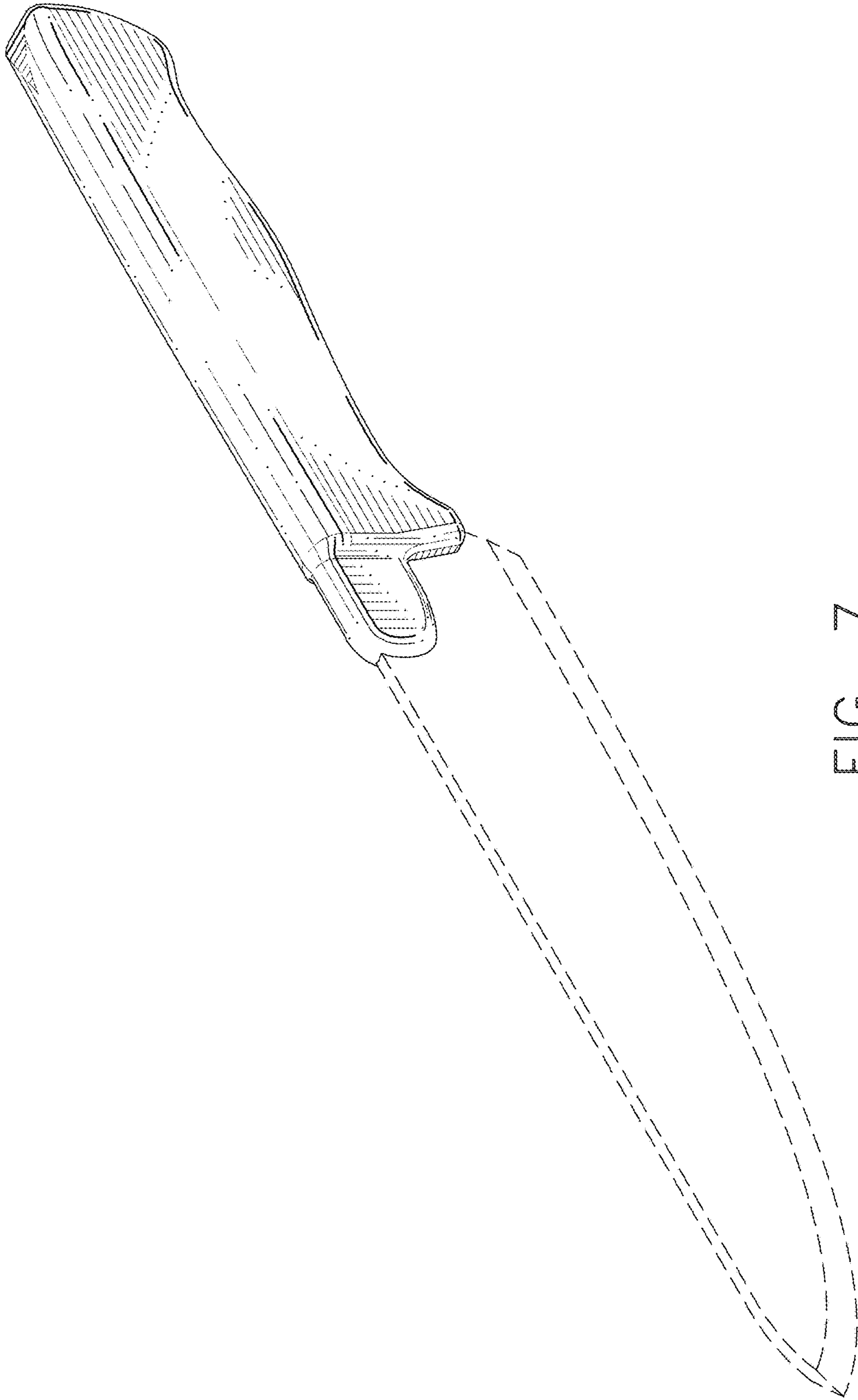


FIG. 7




FIG. 8

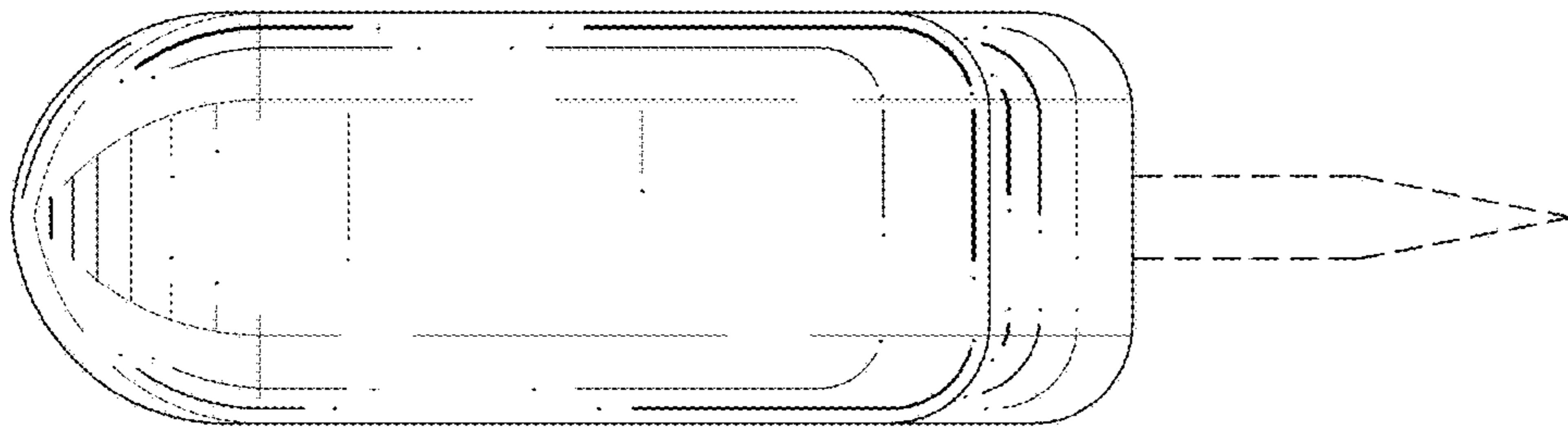


FIG. 10

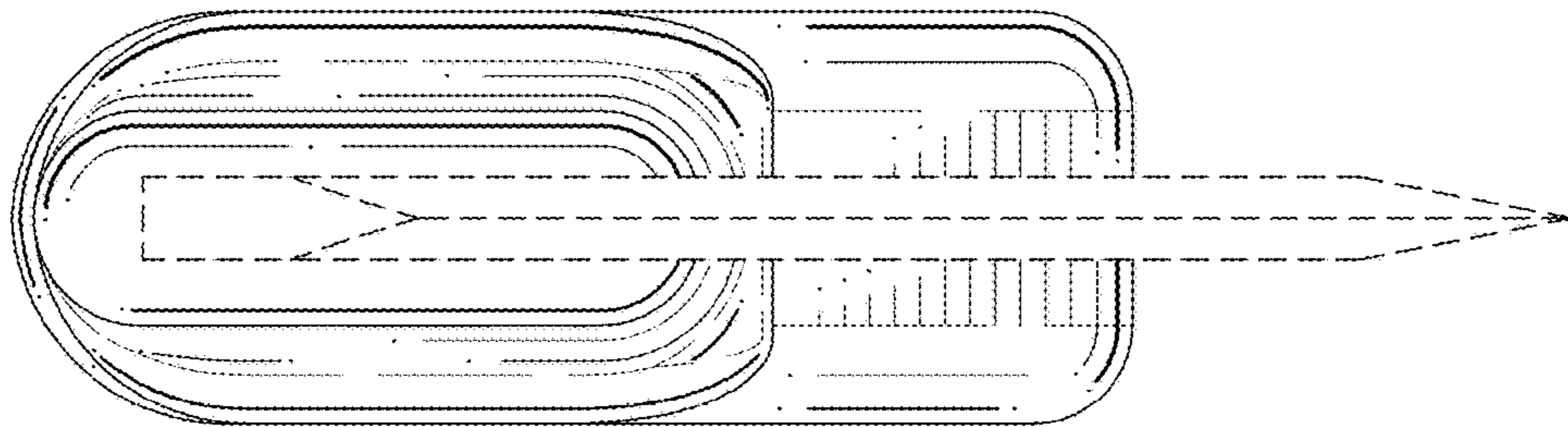


FIG. 9




FIG. 11

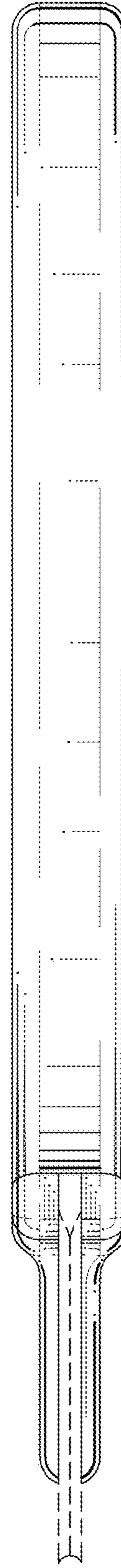


FIG. 12