



US00D815896S

(12) **United States Design Patent**  
**Fan**

(10) **Patent No.:** **US D815,896 S**  
(45) **Date of Patent:** **\*\* Apr. 24, 2018**

(54) **TEA INFUSER**  
(71) Applicant: **Zhenrong Fan**, Xiamen (CN)  
(72) Inventor: **Zhenrong Fan**, Xiamen (CN)  
(\*\*) Term: **15 Years**  
(21) Appl. No.: **29/576,004**  
(22) Filed: **Aug. 31, 2016**  
(51) **LOC (11) Cl.** ..... **07-99**  
(52) **U.S. Cl.**  
USPC ..... **D7/400; D7/667**  
(58) **Field of Classification Search**  
USPC ..... D7/400, 653, 399, 647, 667, 668;  
99/287, 323; D9/629, 428, 503, 416  
CPC ..... A47G 19/16; A47G 21/04  
See application file for complete search history.

(56) **References Cited**

**U.S. PATENT DOCUMENTS**

D46,776 S \* 12/1914 Merz ..... D7/667  
1,247,906 A \* 11/1917 Tully ..... B65D 85/808  
426/84  
1,313,582 A \* 8/1919 Cowan ..... A47J 31/02  
30/324  
1,473,430 A \* 11/1923 Hirschhorn ..... B65D 85/808  
206/0.5  
1,619,065 A \* 3/1927 Forman ..... A47G 19/16  
99/319  
1,722,946 A \* 7/1929 Raffa ..... A47J 36/22  
210/471  
2,133,166 A \* 10/1938 Fritsche ..... A47G 19/16  
426/82

2,731,908 A \* 1/1956 Morena ..... A47G 19/16  
126/387.1  
3,193,388 A \* 7/1965 Conrey ..... A47G 19/16  
206/0.5  
4,345,512 A \* 8/1982 Moore ..... A47J 36/027  
206/0.5  
D384,451 S \* 9/1997 Leu ..... D32/29.1  
D404,609 S \* 1/1999 Miller ..... D7/400  
D449,960 S \* 11/2001 Durbin ..... D7/399  
6,595,110 B1 \* 7/2003 Huang ..... A47G 19/16  
206/216  
6,684,756 B2 \* 2/2004 Kerr ..... A47G 19/16  
99/287  
D798,658 S \* 10/2017 Masifilo ..... D7/400  
2003/0101873 A1 \* 6/2003 Kerr ..... A47G 19/16  
99/287

\* cited by examiner

*Primary Examiner* — Marianne Pandozzi  
(74) *Attorney, Agent, or Firm* — Gokalp Bayramoglu


(57) **CLAIM**

The ornamental design for a tea infuser, as shown and described.

**DESCRIPTION**

FIG. 1 is a front view of a tea infuser showing the new design;  
FIG. 2 is a rear view of the tea infuser thereof;  
FIG. 3 is a left side view of the tea infuser thereof;  
FIG. 4 is a right side view of the tea infuser thereof;  
FIG. 5 is a top view of the tea infuser thereof;  
FIG. 6 is a bottom view of the tea infuser thereof; and,  
FIG. 7 is a perspective view of the tea infuser thereof.

**1 Claim, 7 Drawing Sheets**






FIG. 1






FIG. 2




FIG. 3




FIG. 4






FIG. 5




FIG. 6




FIG. 7