



US00D815869S

(12) **United States Design Patent**  
**Koh**

(10) **Patent No.:** **US D815,869 S**  
(45) **Date of Patent:** **\*\* Apr. 24, 2018**

- (54) **SEAT**
- (71) Applicant: **Tuang-Hock Koh**, Taichung (TW)
- (72) Inventor: **Tuang-Hock Koh**, Taichung (TW)
- (73) Assignee: **HARVEST-EXCEL INTERNATIONAL PTE. LTD.**,  
Taichung (TW)
- (\*\*) Term: **15 Years**
- (21) Appl. No.: **29/608,722**
- (22) Filed: **Jun. 26, 2017**
- (51) **LOC (11) Cl.** ..... **06-01**
- (52) **U.S. Cl.**  
USPC ..... **D6/716; D6/375**
- (58) **Field of Classification Search**  
USPC ..... D6/334-336, 371, 372, 373, 374, 375,  
D6/376, 379, 380, 716, 716.1  
CPC .... A47C 3/04; A47C 3/12; A47C 4/02; A47C  
4/03; A47C 5/12; A47C 7/16  
See application file for complete search history.

(56) **References Cited**

**U.S. PATENT DOCUMENTS**

D349,826 S *	8/1994	Homann	.....	D6/375
D360,083 S *	7/1995	Lohmeyer	.....	D6/375
D436,749 S *	1/2001	Arad	.....	D6/374
D648,562 S *	11/2011	Lievore	.....	D6/375
D656,754 S *	4/2012	Starck	.....	D6/375
D663,132 S *	7/2012	Morrison	.....	D6/375

D715,569 S *	10/2014	Laub	.....	D6/375
D715,570 S *	10/2014	Laub	.....	D6/375
D715,571 S *	10/2014	Laub	.....	D6/375
D731,222 S *	6/2015	Bosman	.....	D6/716
D734,632 S *	7/2015	Hara	.....	D6/716
D741,616 S *	10/2015	Sneve	.....	D6/375
D742,133 S *	11/2015	Sneve	.....	D6/375
D753,945 S *	4/2016	Johnson	.....	A47C 3/04 D6/716
D762,999 S *	8/2016	Huang	.....	D6/375
D802,321 S *	11/2017	Martinez	.....	D6/373
D804,231 S *	12/2017	Koh	.....	D6/716
D805,315 S *	12/2017	Leong	.....	D6/375

\* cited by examiner

*Primary Examiner* — Mimosa De

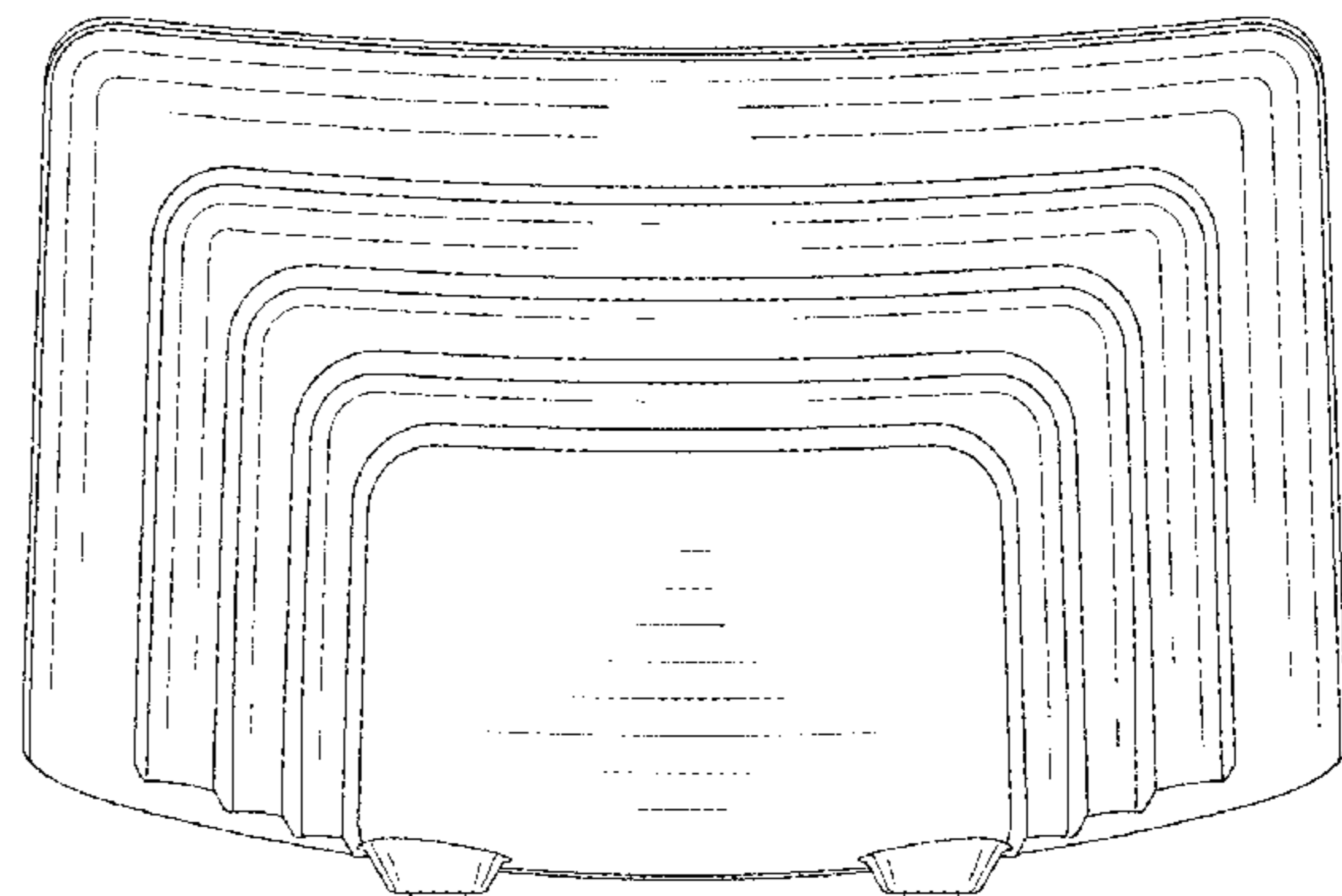

(57) **CLAIM**

The ornamental design for a seat, as shown and described.

**DESCRIPTION**

FIG. 1 is a front-right-top perspective view of the seat showing my new design;  
 FIG. 2 is a front elevational view thereof;  
 FIG. 3 is a rear front elevational view thereof;  
 FIG. 4 is a left side elevational view thereof;  
 FIG. 5 is a right side elevational view thereof;  
 FIG. 6 is a top plan view thereof;  
 FIG. 7 is a bottom plan view thereof; and,  
 FIG. 8 is a view showing the application thereof, wherein the broken lines illustrate portions of the seat which form no part of the claimed design.

**1 Claim, 8 Drawing Sheets**






FIG.1

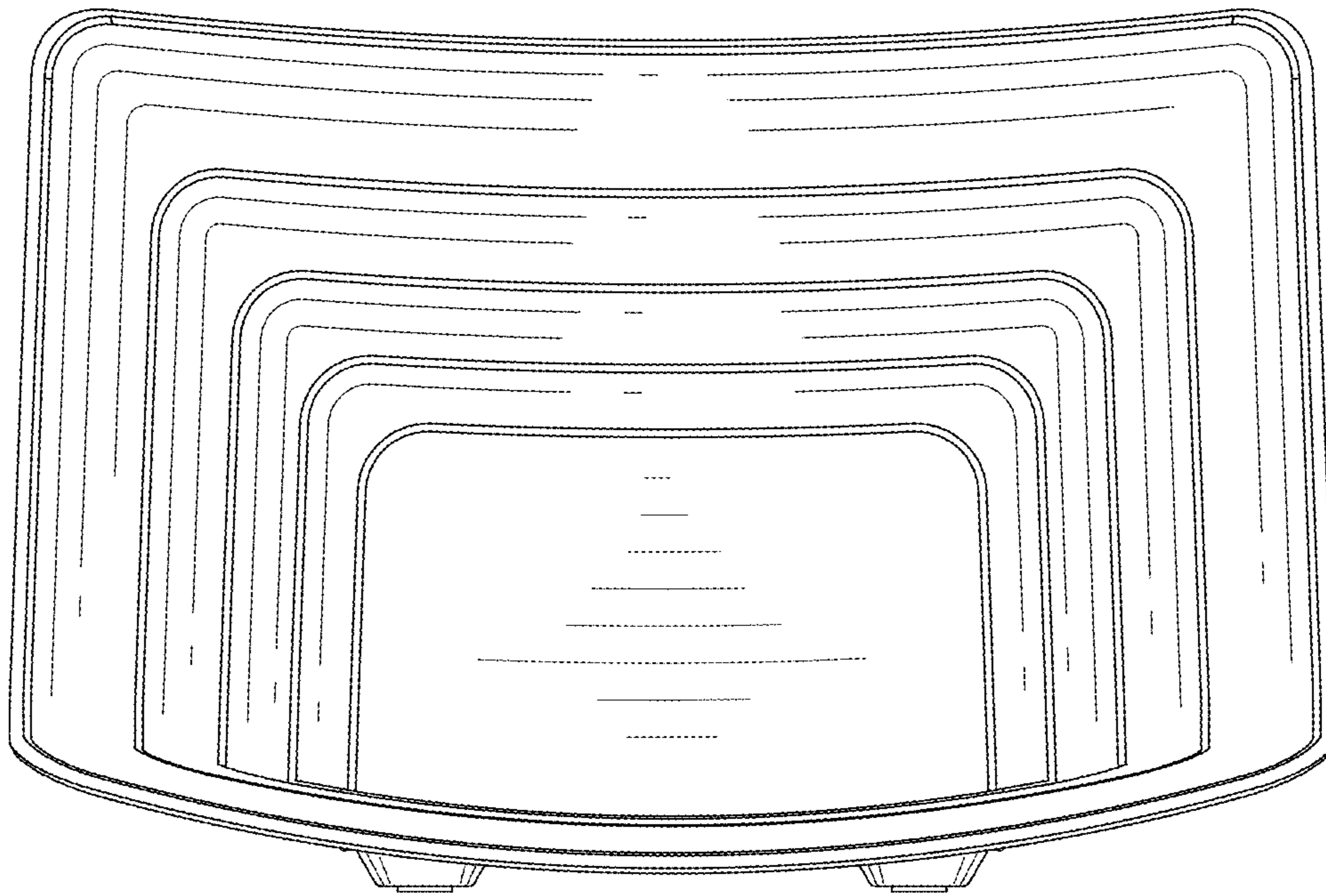


FIG.2






FIG.3




FIG.4

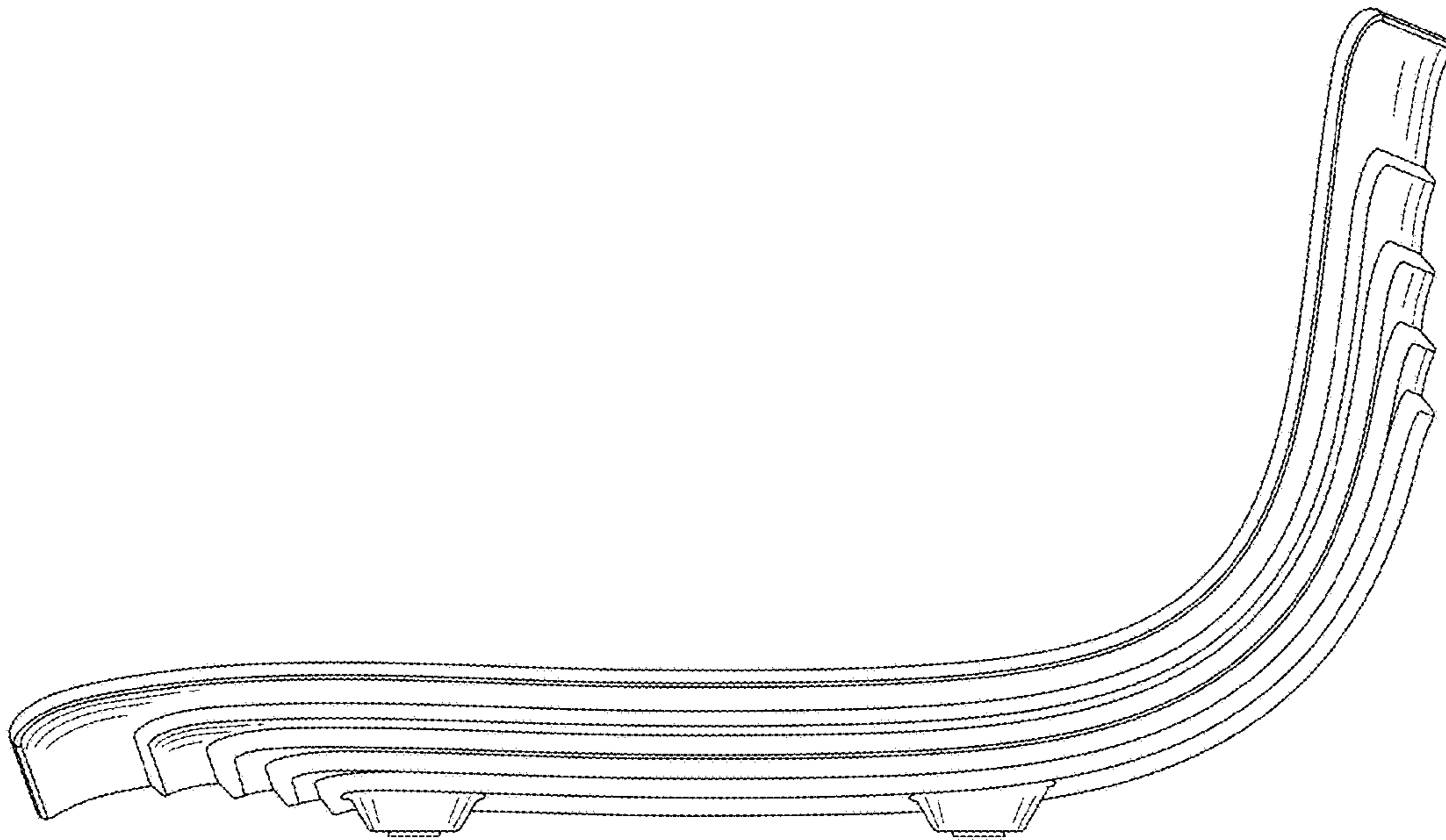


FIG.5




FIG.6

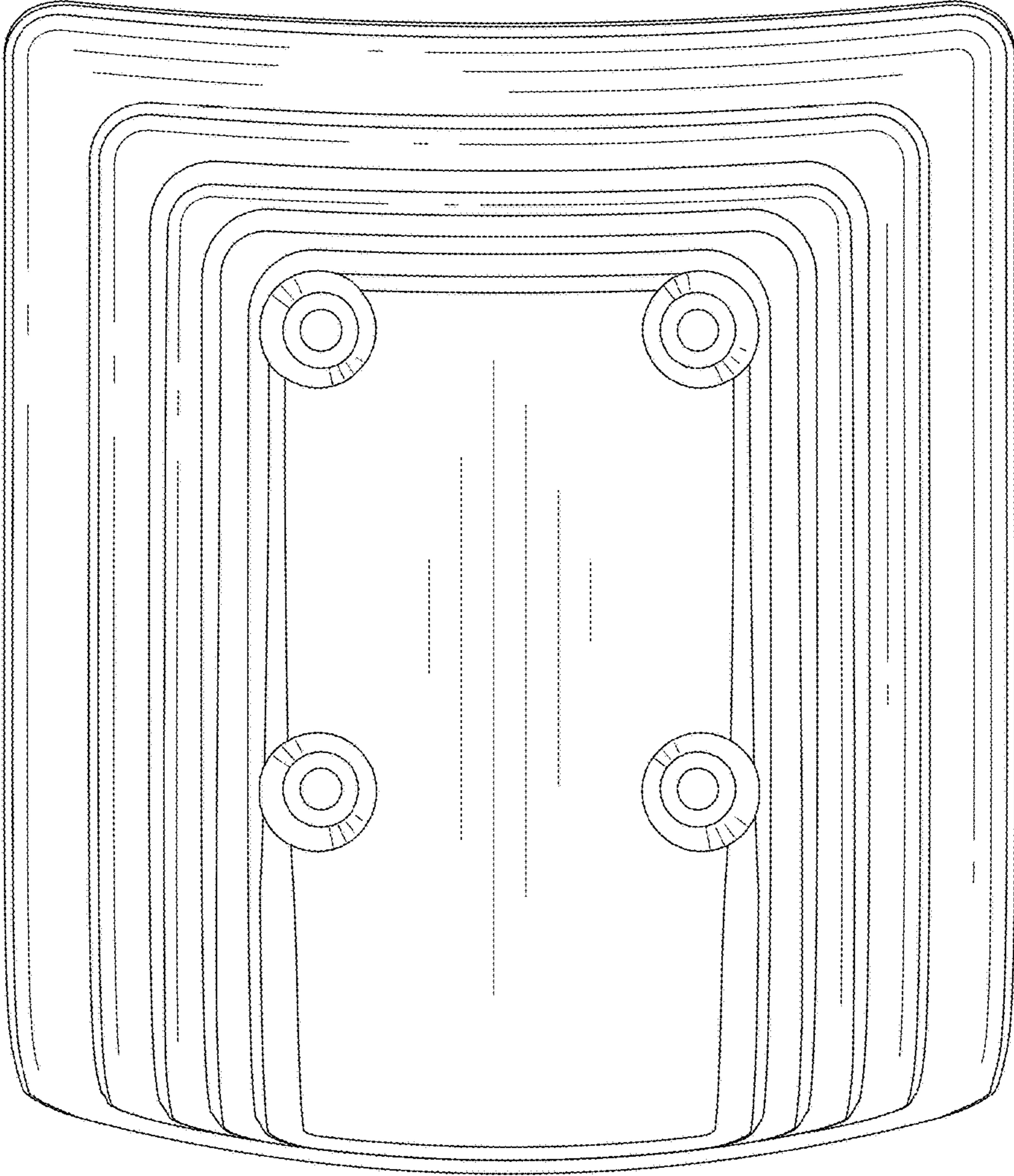


FIG.7



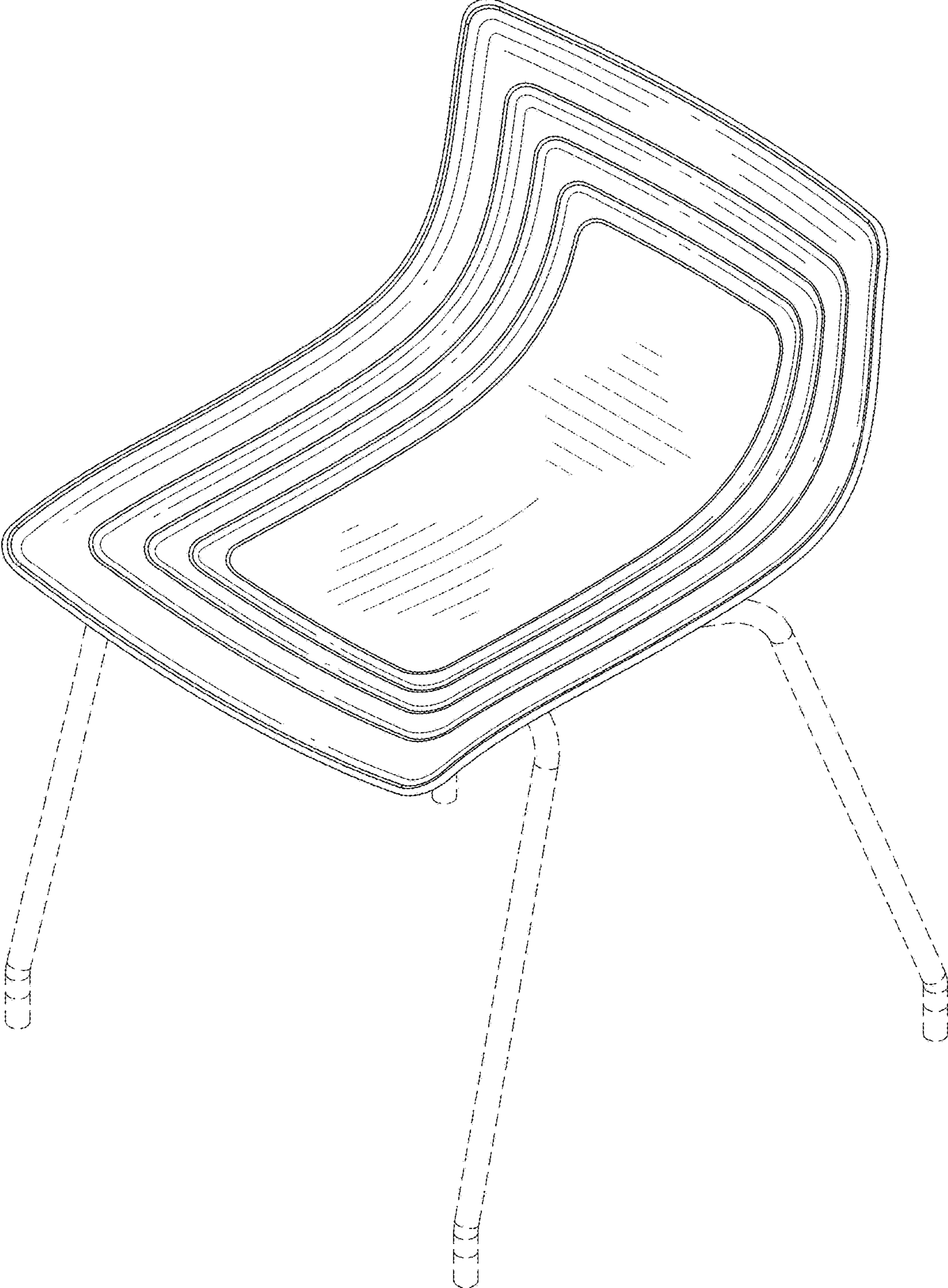


FIG.8