



US00D815863S

(12) **United States Design Patent**
Wheeler

(10) **Patent No.:** **US D815,863 S**

(45) **Date of Patent:** **** Apr. 24, 2018**

- (54) **SPHERICAL OBJECT HOLDER**
- (71) Applicant: **William Owen Wheeler**, Sagle, ID
(US)
- (72) Inventor: **William Owen Wheeler**, Sagle, ID
(US)
- (**) Term: **15 Years**
- (21) Appl. No.: **29/602,858**
- (22) Filed: **May 4, 2017**
- (51) **LOC (11) Cl.** **06-04**
- (52) **U.S. Cl.**
USPC **D6/674**; D11/160
- (58) **Field of Classification Search**
USPC D6/672, 674, 674.1; D11/131, 157, 160
CPC A47G 33/00; A47G 33/04; A47G 35/00;
A47G 29/00; A47F 8/00
See application file for complete search history.

- D325,545 S * 4/1992 James D11/160
- D339,484 S * 9/1993 Greene D21/658
- D339,932 S * 10/1993 Hinds D20/33
- D343,111 S * 1/1994 Golin D6/512
- D344,690 S * 3/1994 Gilliard 428/3
- D387,009 S * 12/1997 Rizidis D11/131
- D387,853 S * 12/1997 Little D20/33
- D391,099 S * 2/1998 Corrales D6/674.1
- D398,459 S * 9/1998 Loew D6/674.1
- D401,202 S * 11/1998 Washington, Sr. D11/160
- D409,662 S * 5/1999 Ho D11/160
- D417,728 S * 12/1999 Benton D11/160
- D442,797 S * 5/2001 Davenport D20/33
- D442,798 S * 5/2001 Davenport D6/674.1
- D443,774 S * 6/2001 Davenport D6/674.1
- D465,743 S * 11/2002 Mangini D11/121

(Continued)

Primary Examiner — John Windmuller
Assistant Examiner — Steven J Czyz
 (74) *Attorney, Agent, or Firm* — Dunlap Bennett & Ludwig PLLC

(56) **References Cited**

U.S. PATENT DOCUMENTS

- D47,781 S * 9/1915 Carson et al. D11/104
- D85,286 S * 10/1931 Haskins et al. D6/674.1
- D90,807 S * 10/1933 Horwitz et al. D11/104
- D98,633 S * 2/1936 Wolfs et al. D11/147
- 2,165,474 A * 7/1939 Greneker A47F 8/00
220/DIG. 13
- D120,914 S * 6/1940 Horther et al. 131/240.1
- D140,876 S * 4/1945 Lefcourte et al. D11/104
- D162,629 S * 3/1951 Colombo et al. D6/674.1
- D164,496 S * 9/1951 Hobhouse et al. D6/674.1
- D164,927 S * 10/1951 Hobe et al. D11/54
- D167,824 S * 9/1952 Colombo et al. D6/674.1
- D169,971 S * 7/1953 Geisel et al. D11/160
- 3,409,142 A * 11/1968 Mechaneck F26B 9/00
211/85.3
- D220,398 S * 4/1971 Geltzer D20/33
- 4,074,444 A * 2/1978 Laenger, Sr. G09B 21/04
340/4.12
- D306,838 S * 3/1990 Berk D11/160

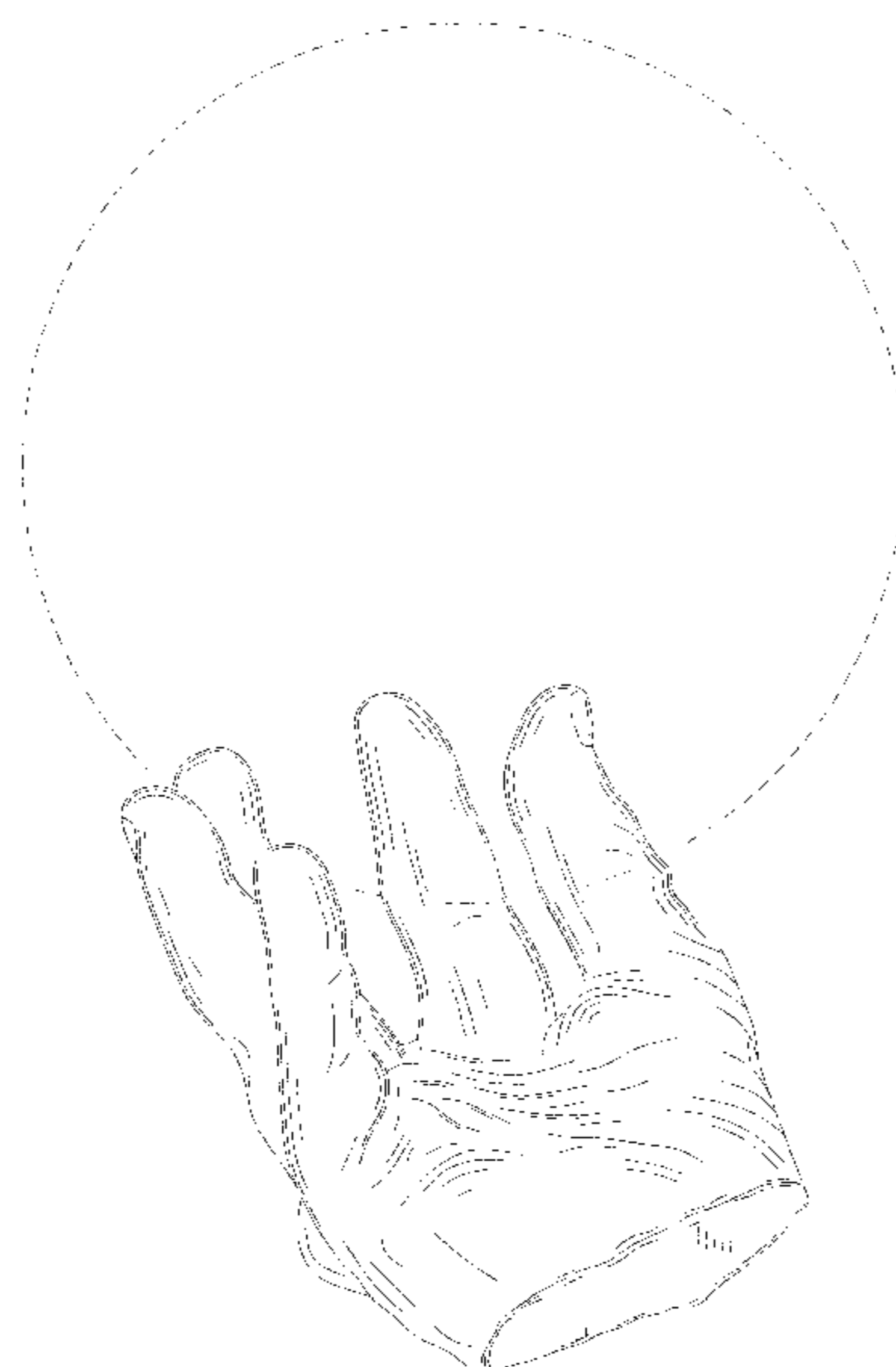
(57) **CLAIM**

The ornamental design for a spherical object holder, as shown and described.

DESCRIPTION

FIG. 1 is a perspective view of a spherical object holder, showing my new design;
 FIG. 2 is a front elevation view thereof;
 FIG. 3 is a right side elevation view thereof;
 FIG. 4 is a rear elevation view thereof;
 FIG. 5 is a left side elevation view thereof;
 FIG. 6 is a top plan view thereof; and,
 FIG. 7 is a bottom plan view thereof.
 The broken lines showing a spherical object in FIG. 1 depicts environmental subject matter that forms no part of the claimed design.

1 Claim, 4 Drawing Sheets



(56)

References Cited

U.S. PATENT DOCUMENTS

D470,664 S *	2/2003	Richter	D11/160
D482,670 S *	11/2003	Taylor	D11/160
D486,645 S *	2/2004	Smith	D3/306
D516,630 S *	3/2006	Noh	D20/33
D520,763 S *	5/2006	Anderson	D6/354
D696,873 S *	1/2014	Tran	D6/552
D703,970 S *	5/2014	Tran	D6/552
D773,957 S *	12/2016	Greer	D11/131

* cited by examiner

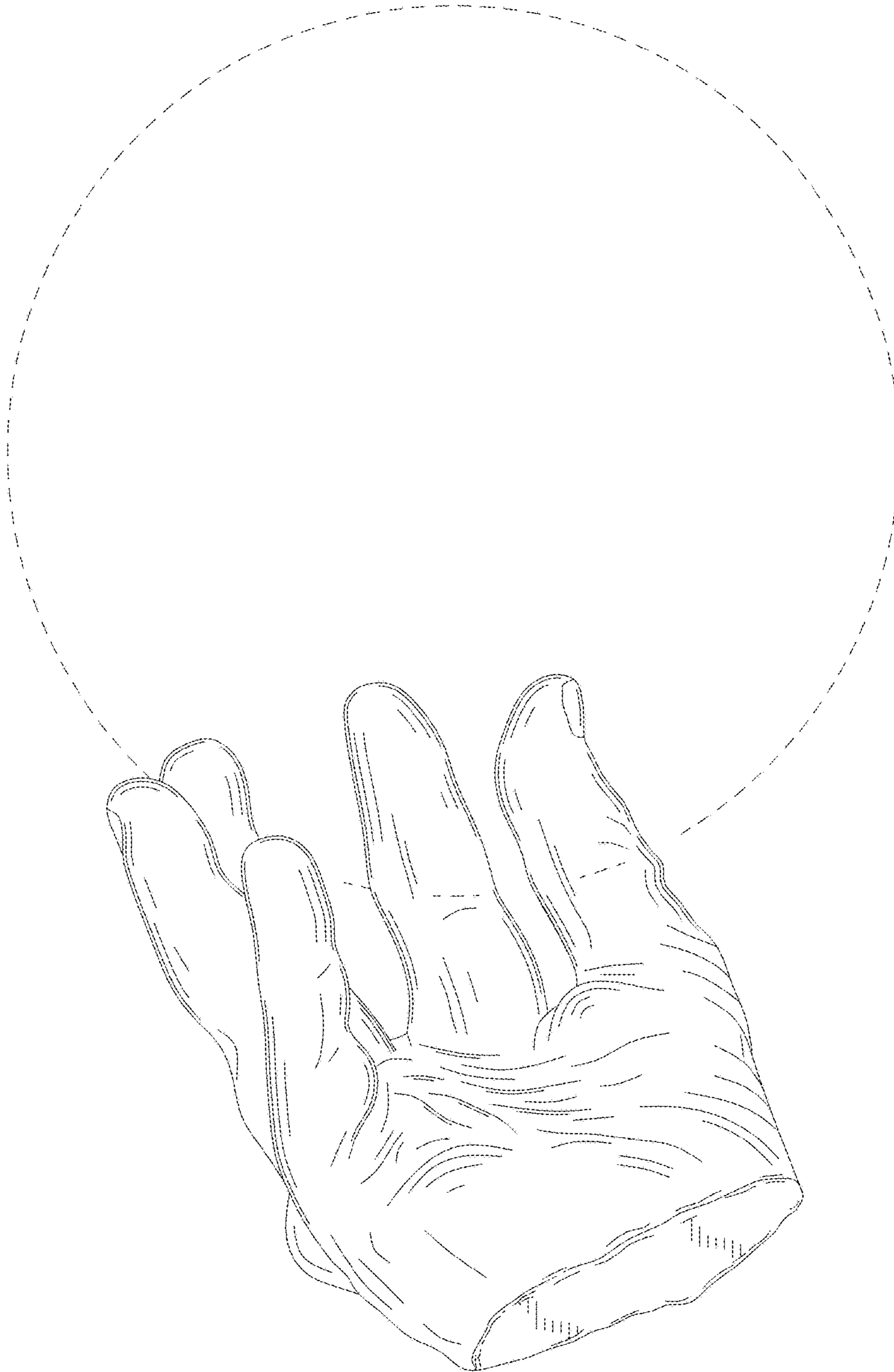


FIG. 1

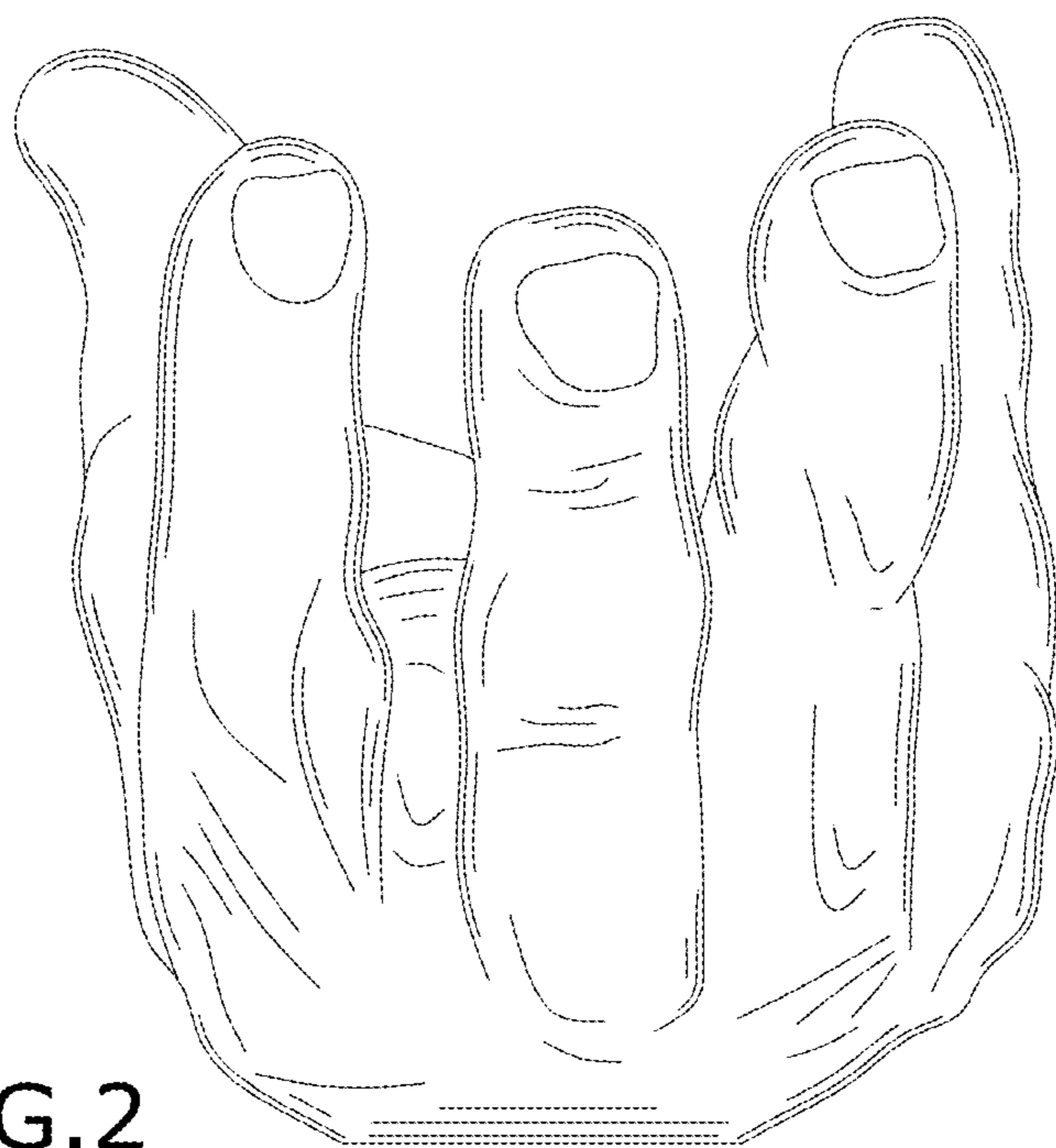


FIG.2

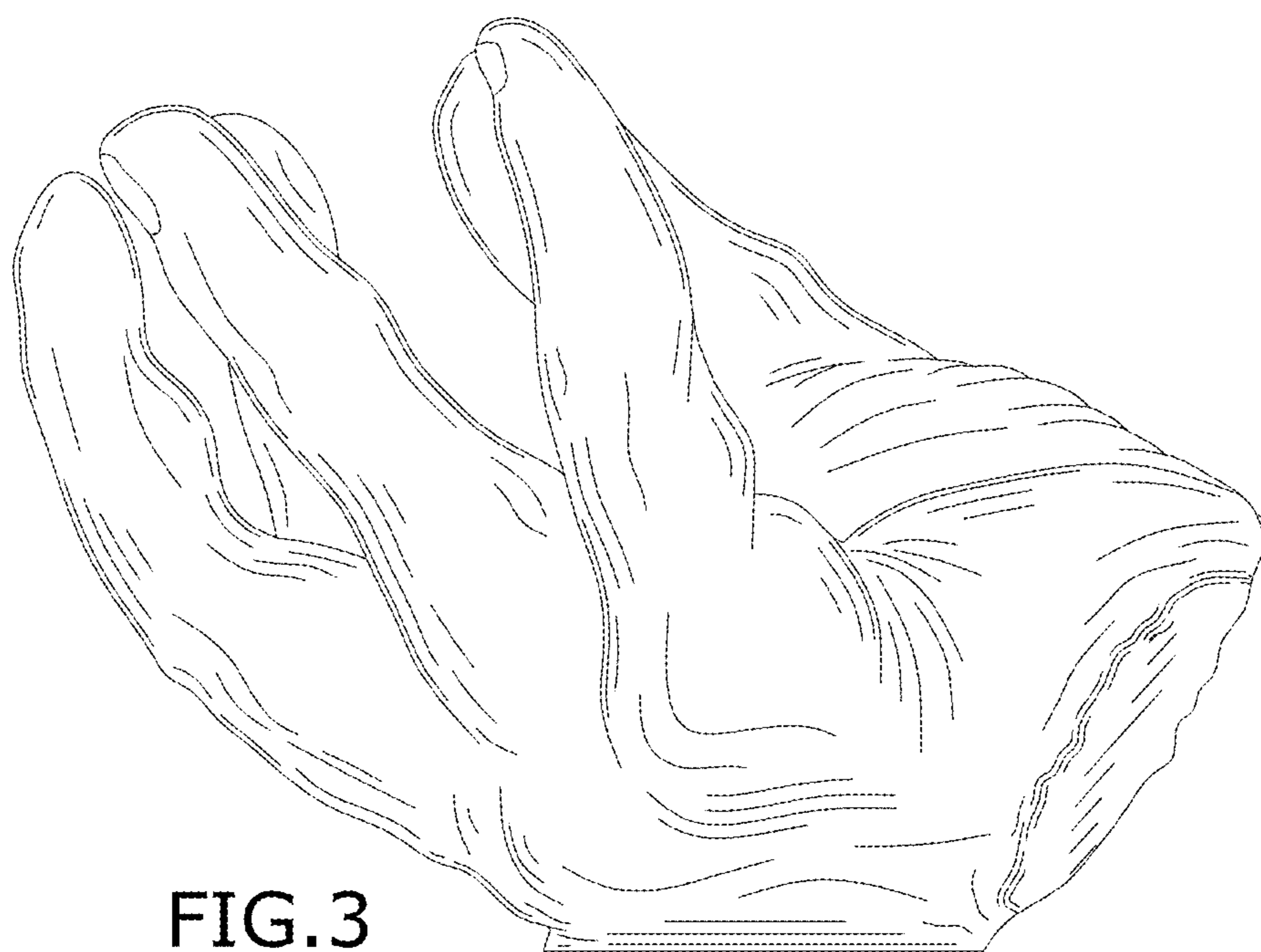


FIG.3

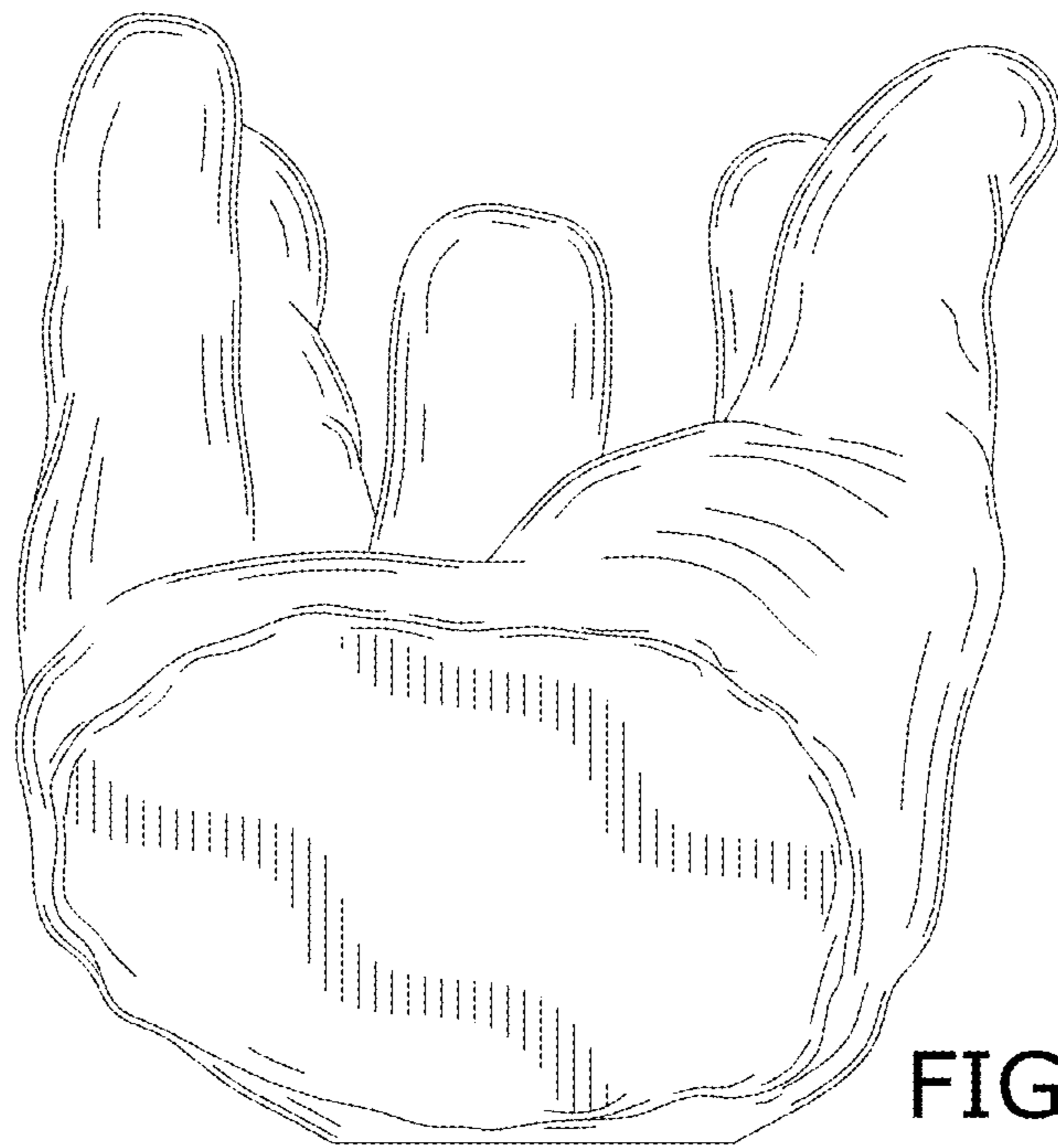


FIG.4

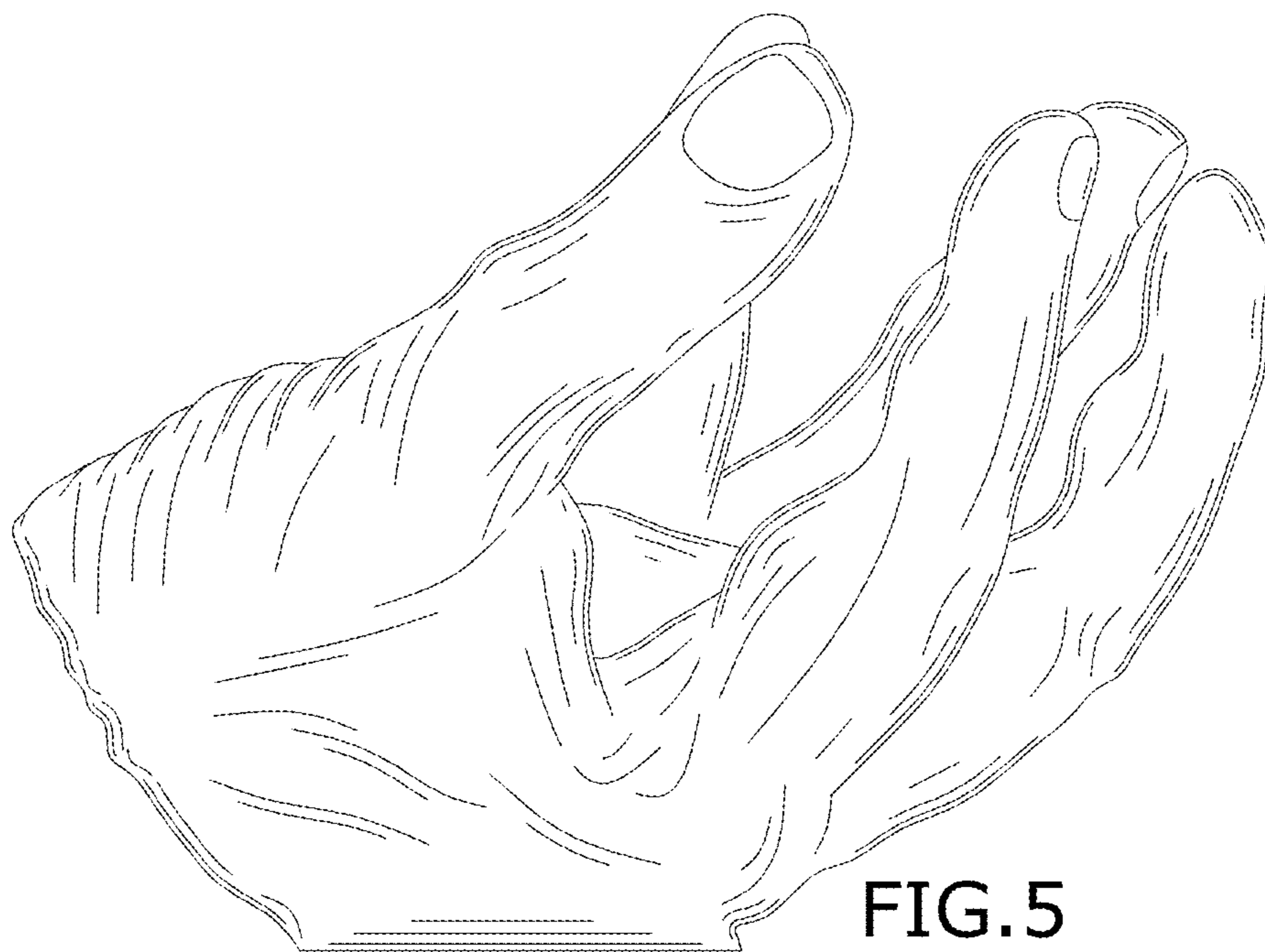


FIG.5

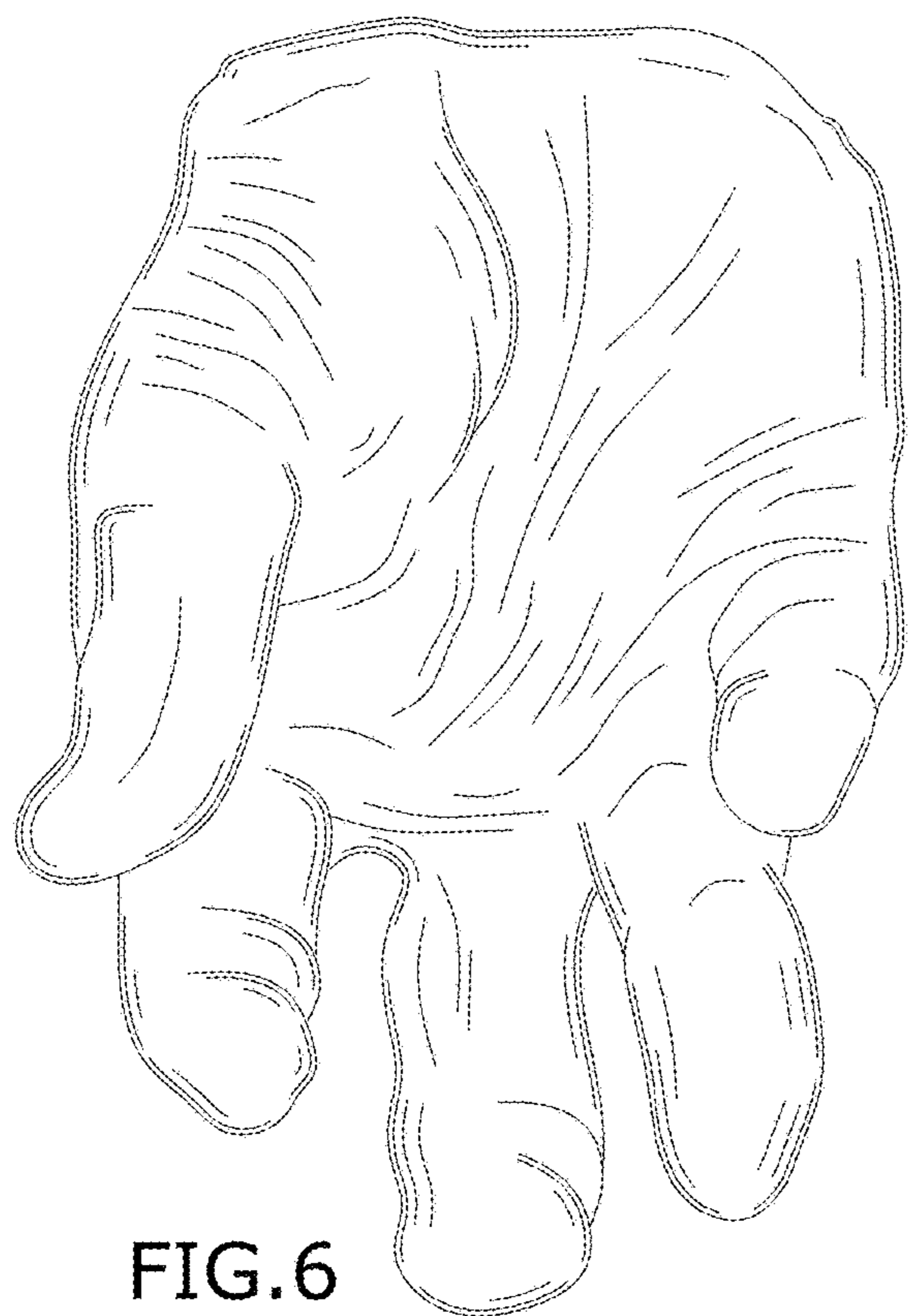


FIG. 6

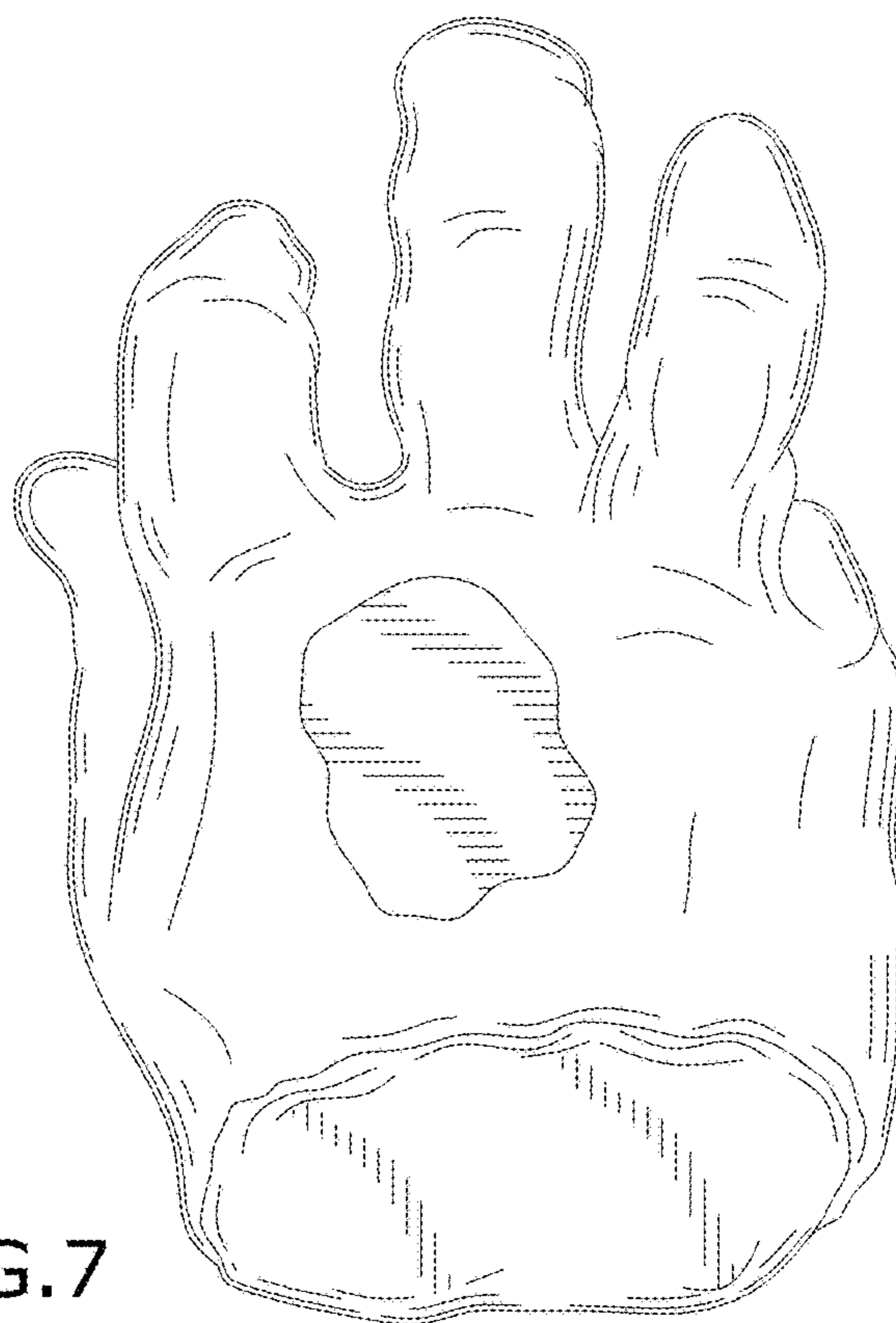


FIG. 7