



US00D815859S

(12) **United States Design Patent** (10) **Patent No.:** **US D815,859 S**
Jewell (45) **Date of Patent:** **** Apr. 24, 2018**

(54) **WEDGE CUSHION**
(71) Applicant: **Gwen Jewell**, San Carlos, CA (US)
(72) Inventor: **Gwen Jewell**, San Carlos, CA (US)
(73) Assignee: **Gwen Jewell**, San Carlos, CA (US)
(**) Term: **15 Years**
(21) Appl. No.: **29/536,135**
(22) Filed: **Aug. 13, 2015**
(51) **LOC (11) Cl.** **06-09**
(52) **U.S. Cl.**
USPC **D6/601**
(58) **Field of Classification Search**
USPC D6/333, 349, 355, 375, 388, 512, 563,
D6/564, 595, 596, 601, 604, 611, 707,
D6/715, 716, 716.1; D24/183-185, 234;
D21/803, 804, 805, 809; 5/401, 420,
5/600, 630, 631, 632, 633, 635, 636, 638,
5/639, 646, 652, 652.1, 655, 703, 730;
297/1, 2, 4, 93, 180.11, 195.1, 195.11,
297/195.13, 393, 397, 452.12, 452.14,
297/452.15, 452.21, 452.24, 452.26,
297/452.48, 452.62, 482
CPC A47G 9/10; A47G 9/1009; A47G 9/1018;
A47G 9/1027; A47G 9/1036; A47G
9/1045; A47G 9/1063; A47G 9/1072;
A47G 9/1081; A47G 9/109; A47C 7/021;
A47C 27/00
See application file for complete search history.

(56) **References Cited**
U.S. PATENT DOCUMENTS
3,312,987 A * 4/1967 Emery A47G 9/10
5/636
D224,955 S * 10/1972 Tipton D6/375
D241,700 S * 10/1976 Wattie D6/601

D277,316 S * 1/1985 Meares D24/190
D284,248 S * 6/1986 Challen D6/596
D285,512 S * 9/1986 Bool D6/596
D286,965 S * 12/1986 Eisler D6/596
D295,248 S * 4/1988 Sommerfield D6/601
D309,689 S * 8/1990 Bool D6/601
D316,354 S * 4/1991 Bool D6/601
D318,202 S * 7/1991 Weber D6/601
5,029,351 A * 7/1991 Weber A47D 13/083
5/655
5,154,649 A * 10/1992 Pender A47D 13/083
5/490
D354,876 S * 1/1995 Pace D6/596
D377,575 S * 1/1997 Lowrey, Jr. D6/354
D389,645 S * 1/1998 Ermini 5/632
D445,505 S * 7/2001 Shapiro D24/183
D452,404 S * 12/2001 Cameron D6/601
D456,659 S * 5/2002 Landvik D6/601
D466,749 S * 12/2002 O'Quinn D6/601
D466,750 S * 12/2002 Landvik D6/601
D477,492 S * 7/2003 Moody D6/601
D492,874 S * 7/2004 Fux D6/601

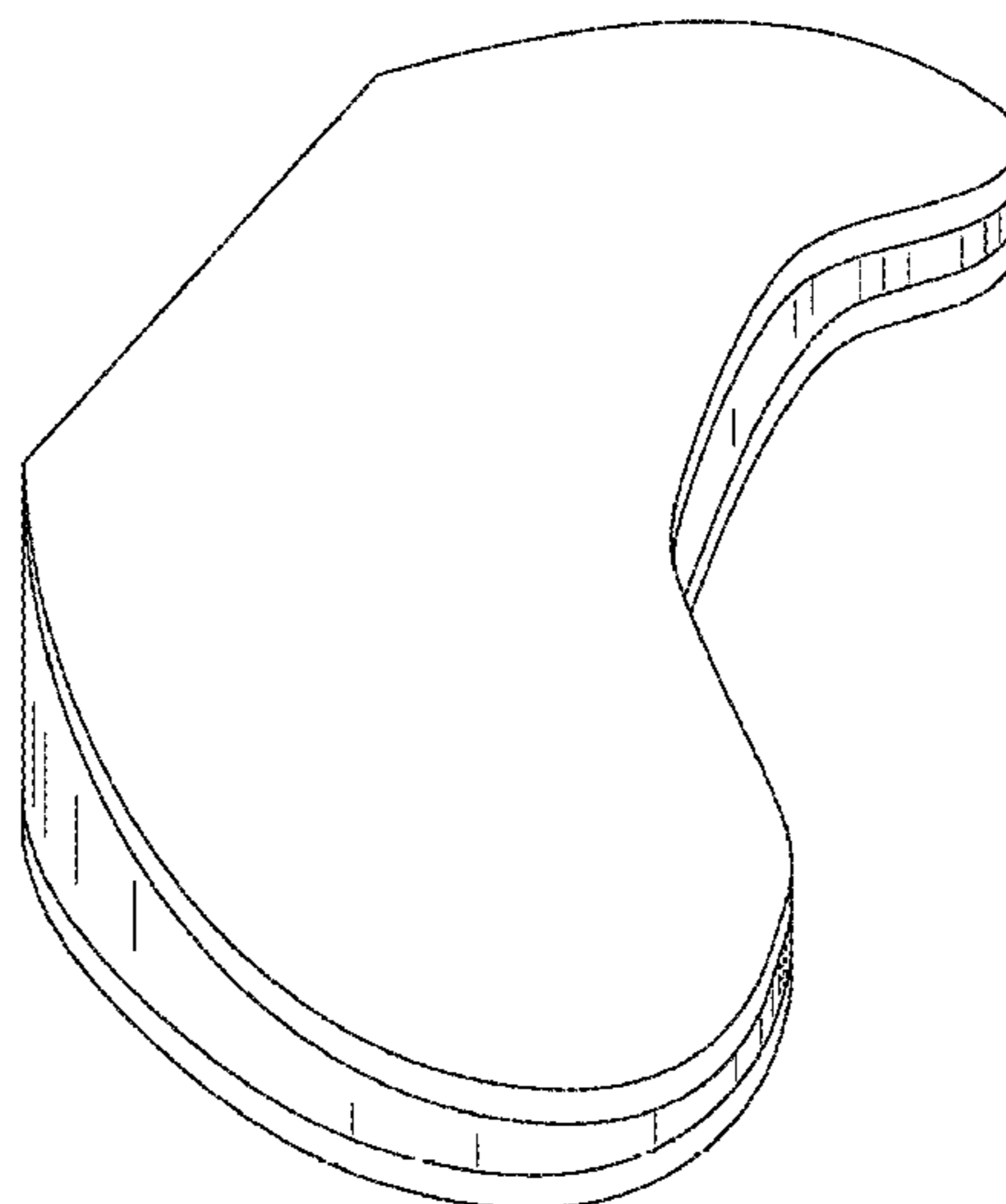
(Continued)

Primary Examiner — Eric L Good
Assistant Examiner — Sanjeev Paul

(57) **CLAIM**
The ornamental design for a wedge cushion, as shown and described.

DESCRIPTION
FIG. 1 is an oblique perspective view of a wedge cushion showing my new design.
FIG. 2 is a top aerial perspective view of the wedge cushion thereof.
FIG. 3 is an end perspective view of the wedge cushion thereof.
FIG. 4 is a front perspective view of the wedge cushion thereof; and,
FIG. 5 is the rear perspective view of the wedge cushion thereof.

1 Claim, 5 Drawing Sheets



(56)

References Cited

U.S. PATENT DOCUMENTS

D501,349	S	*	2/2005	Harris	D6/601
D542,071	S	*	5/2007	Chan	D6/601
D546,107	S	*	7/2007	Babcock	D6/601
D595,986	S	*	7/2009	Kloes	D6/601
D597,364	S	*	8/2009	Lindgren	D6/601
7,587,773	B2	*	9/2009	Littlehorn	A47C 16/00 5/632
D612,654	S	*	3/2010	Eura	D6/601
D615,794	S	*	5/2010	Jorgensen	D6/601
D628,845	S	*	12/2010	Guner	D6/601
D634,568	S	*	3/2011	Fischnaller	D6/716.1
D635,265	S	*	3/2011	Coffey	D24/183
D688,898	S	*	9/2013	Yang	D6/601
D690,016	S	*	9/2013	Ratner	D24/184
D701,410	S	*	3/2014	Smith	D6/716.1
D707,358	S	*	6/2014	Mantilla	D24/184
D731,207	S	*	6/2015	Smallman	D6/596
D732,313	S	*	6/2015	Fux	D6/601
D743,557	S	*	11/2015	Pichette	D24/184
D749,873	S	*	2/2016	Latrofa	D6/601
D751,321	S	*	3/2016	Smallman	D6/596
D752,899	S	*	4/2016	Ueno	D6/601
D752,900	S	*	4/2016	Ueno	D6/601
D753,415	S	*	4/2016	Atawane	D6/601
D755,543	S	*	5/2016	Upadhyay	D6/601

* cited by examiner

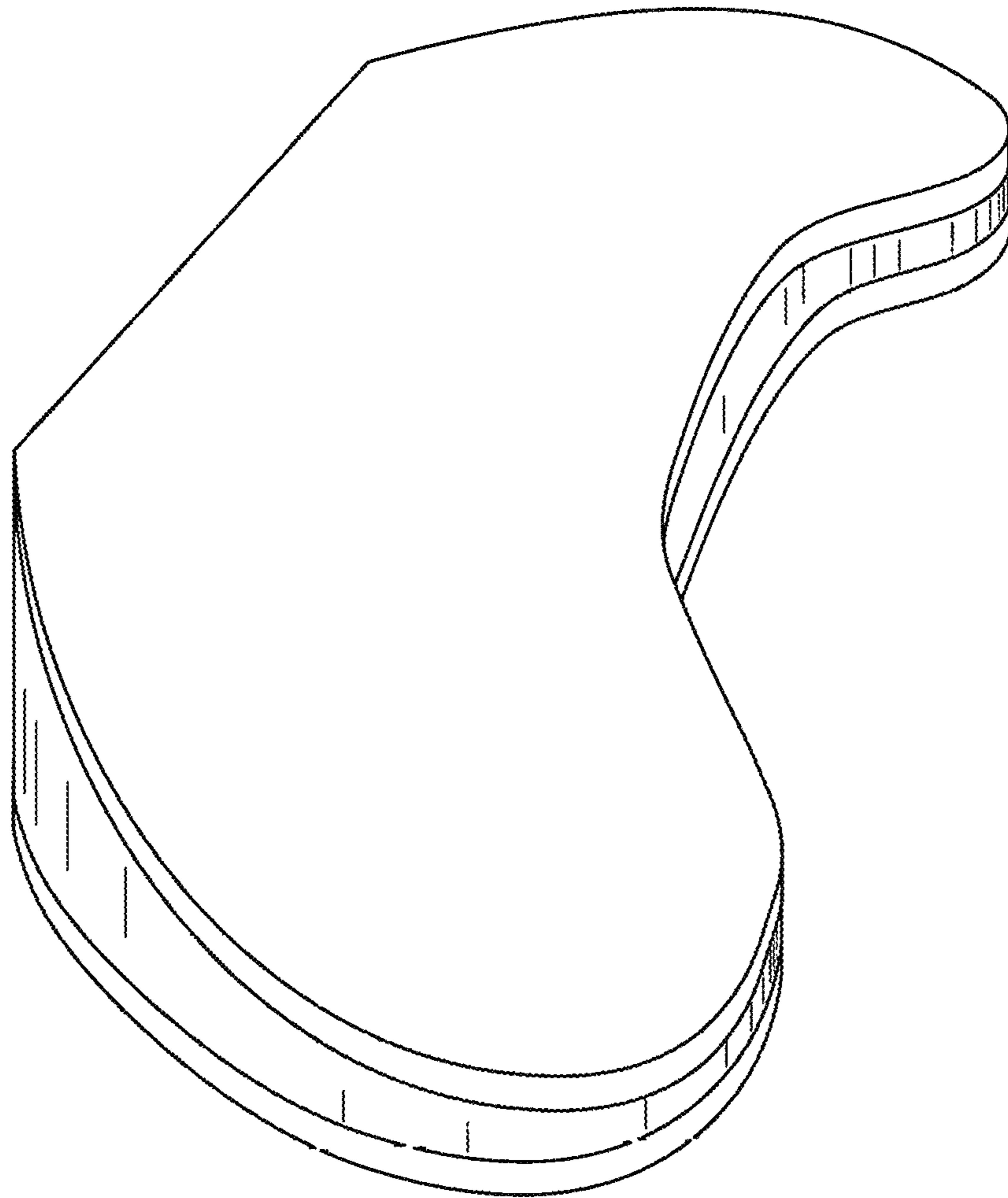


FIG. 1

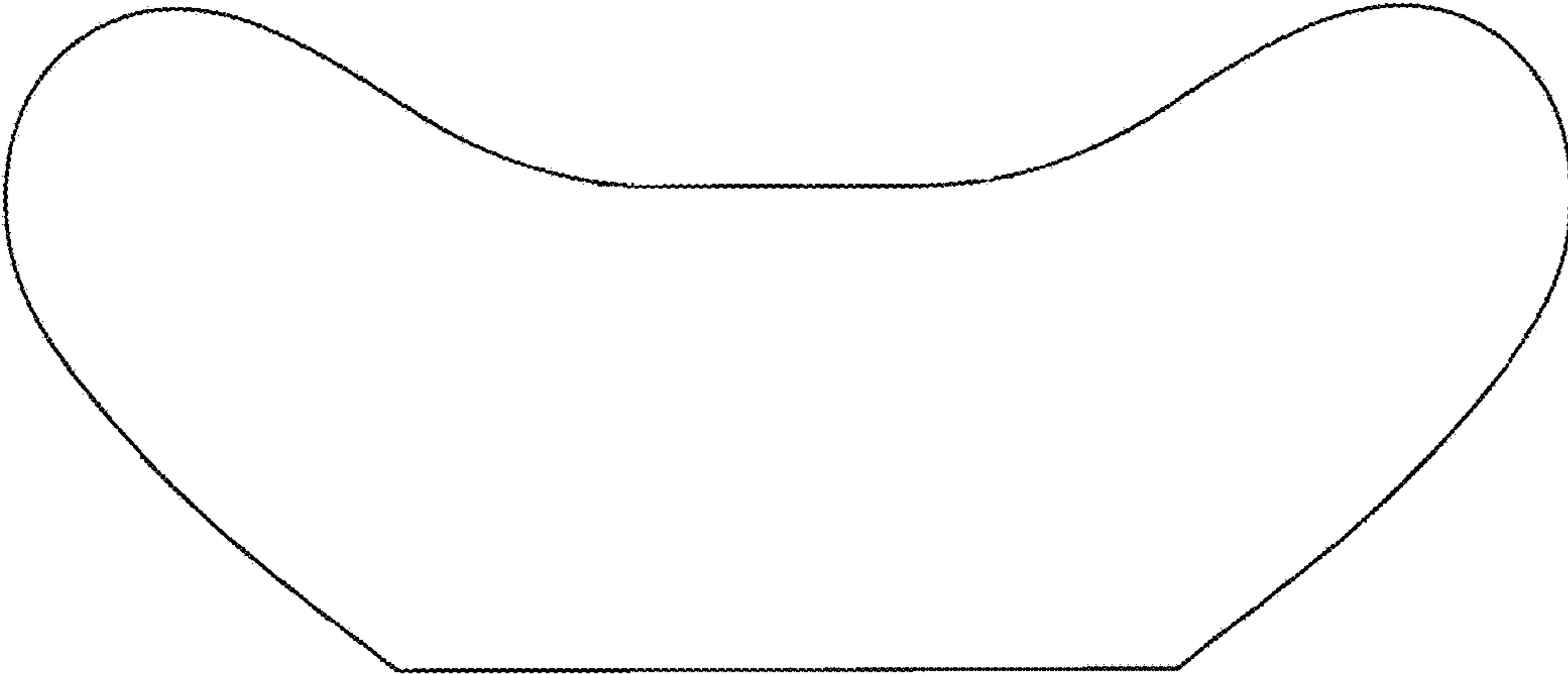


FIG. 2

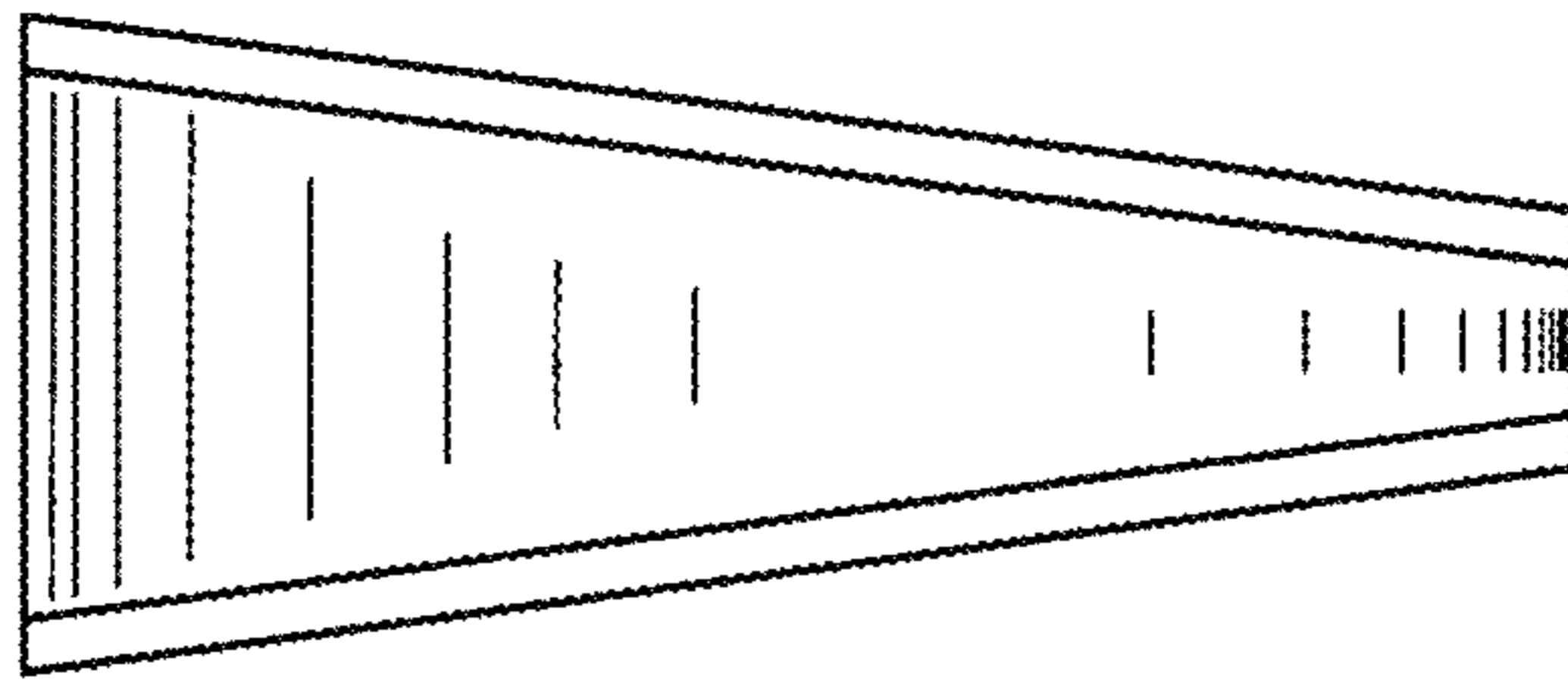


FIG. 3

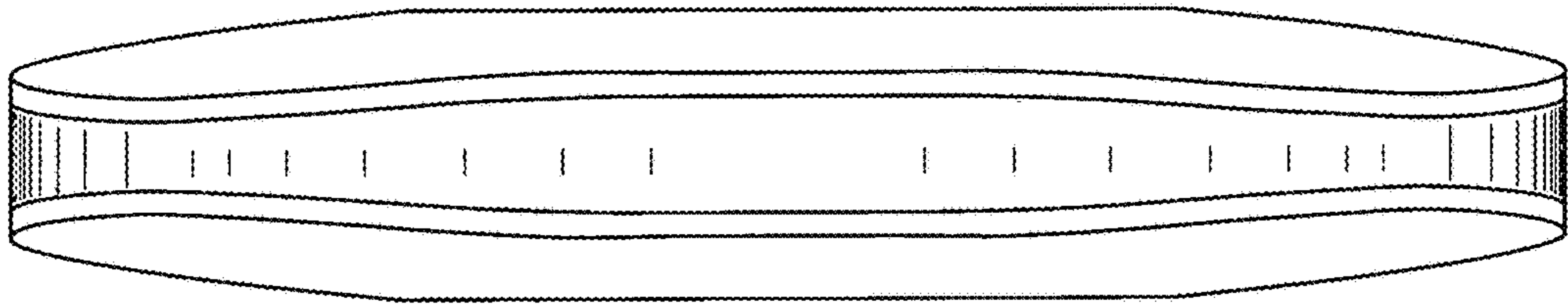


FIG. 4




FIG. 5