



US00D815850S

(12) **United States Design Patent**  
**Saotome**

(10) **Patent No.:** **US D815,850 S**

(45) **Date of Patent:** **\*\* Apr. 24, 2018**

(54) **CHAIR**

(71) Applicant: **OKAMURA CORPORATION**,  
Yokohama-shi, Kanagawa (JP)

(72) Inventor: **Hiroshi Saotome**, Yokohama (JP)

(73) Assignee: **Okamura Corporation**, Yokohama-shi,  
Kanagawa (JP)

(\*\*) Term: **15 Years**

(21) Appl. No.: **29/598,517**

(22) Filed: **Mar. 27, 2017**

(30) **Foreign Application Priority Data**

Sep. 29, 2016 (JP) ..... 2016-020949

(51) **LOC (11) Cl.** ..... **06-01**

(52) **U.S. Cl.**  
USPC ..... **D6/380**

(58) **Field of Classification Search**  
USPC ..... D6/334-336, 360, 370, 374, 375, 376,  
D6/379, 380, 716, 716.1, 716.2, 716.3,  
D6/716.4

CPC .... A47C 3/04; A47C 4/02; A47C 4/03; A47C  
5/14; A47C 7/16

See application file for complete search history.

(56) **References Cited**

**U.S. PATENT DOCUMENTS**

D141,839 S \* 7/1945 Risom ..... D6/374  
D227,960 S \* 7/1973 Ekuan ..... D6/374

D234,332 S \* 2/1975 Tada ..... D6/374  
D248,905 S \* 8/1978 Schoeller ..... D6/374  
D411,694 S \* 6/1999 Bartlmae ..... D6/380  
D559,001 S \* 1/2008 Starck ..... D6/380  
D585,208 S \* 1/2009 Stiker Metral ..... D6/380  
D617,567 S \* 6/2010 Stiker Metral ..... D6/360  
D670,100 S \* 11/2012 Krusin ..... D6/379  
D670,101 S \* 11/2012 Krusin ..... D6/379  
D746,610 S \* 1/2016 Moe ..... D6/380

\* cited by examiner

*Primary Examiner* — Mimoso De

(74) *Attorney, Agent, or Firm* — Sughrue Mion, PLLC

(57) **CLAIM**

The ornamental design for a chair, as shown and described.

**DESCRIPTION**

FIG. 1 is a front perspective view of a chair.  
FIG. 2 is a rear perspective view thereof.  
FIG. 3 is a front elevation view thereof.  
FIG. 4 is a right side elevation view thereof. A left side  
elevation view is a mirror image of the right side elevation  
view.  
FIG. 5 is a top plan view thereof.  
FIG. 6 is a rear elevation view thereof; and,  
FIG. 7 is a bottom plan view thereof.

**1 Claim, 7 Drawing Sheets**



FIG. 1



FIG. 2



FIG. 3




FIG. 4




FIG. 5




FIG. 6




FIG. 7

