



US00D815849S

(12) **United States Design Patent** (10) **Patent No.:** **US D815,849 S**  
**Pontillas** (45) **Date of Patent:** **\*\* Apr. 24, 2018**

(54) **BENCH**

(56) **References Cited**

(71) Applicant: **BOND MANUFACTURING CO., INC.**, Antioch, CA (US)

U.S. PATENT DOCUMENTS

(72) Inventor: **Lawrence Anthony Pontillas**, Manila (PH)

D336,796 S *	6/1993	Chang .....	D6/370
D466,708 S *	12/2002	Chau .....	D6/381
D660,036 S *	5/2012	Grotta .....	D6/370
D680,346 S *	4/2013	Pedersen .....	D6/370
D717,557 S *	11/2014	Bougay .....	D6/370
D724,341 S *	3/2015	Mila Valcarcel .....	D6/370
D759,986 S *	6/2016	Bougay .....	D6/370
D798,076 S *	9/2017	Asner .....	D6/370

(73) Assignee: **BOND MANUFACTURING CO., INC.**, Antioch, CA (US)

\* cited by examiner

(\*\*) Term: **15 Years**

*Primary Examiner* — Mimosa De

(21) Appl. No.: **29/605,832**

(74) *Attorney, Agent, or Firm* — Weide and Miller, Ltd.

(22) Filed: **May 30, 2017**

(57) **CLAIM**

(51) **LOC (11) Cl.** ..... **06-01**

The ornamental design for a bench, as shown and described.

(52) **U.S. Cl.**

**DESCRIPTION**

USPC ..... **D6/370**

(58) **Field of Classification Search**

USPC ..... D6/334-336, 370, 371-373, 374, 376, D6/379, 380, 381, 716, 716.1, 716.2, D6/716.3, 716.4

CPC .. A47C 11/00; A47C 4/02; A47C 4/03; A47C 4/08; A47C 4/024; A47C 4/025; A47C 7/16; A47C 7/54

FIG. 1 is a perspective view of a bench showing the new design.

FIG. 2 is a front view of the design shown in FIG. 1.

FIG. 3 is a back view of the design shown in FIG. 1.

FIG. 4 is a right-side view of the design shown in FIG. 1.


FIG. 5 is a left-side view of the design shown in FIG. 1.

FIG. 6 is a top view of the design shown in FIG. 1; and,

FIG. 7 is a bottom view of the design shown in FIG. 1.

See application file for complete search history.

**1 Claim, 7 Drawing Sheets**






FIG. 1




FIG. 2




FIG. 3




FIG. 4

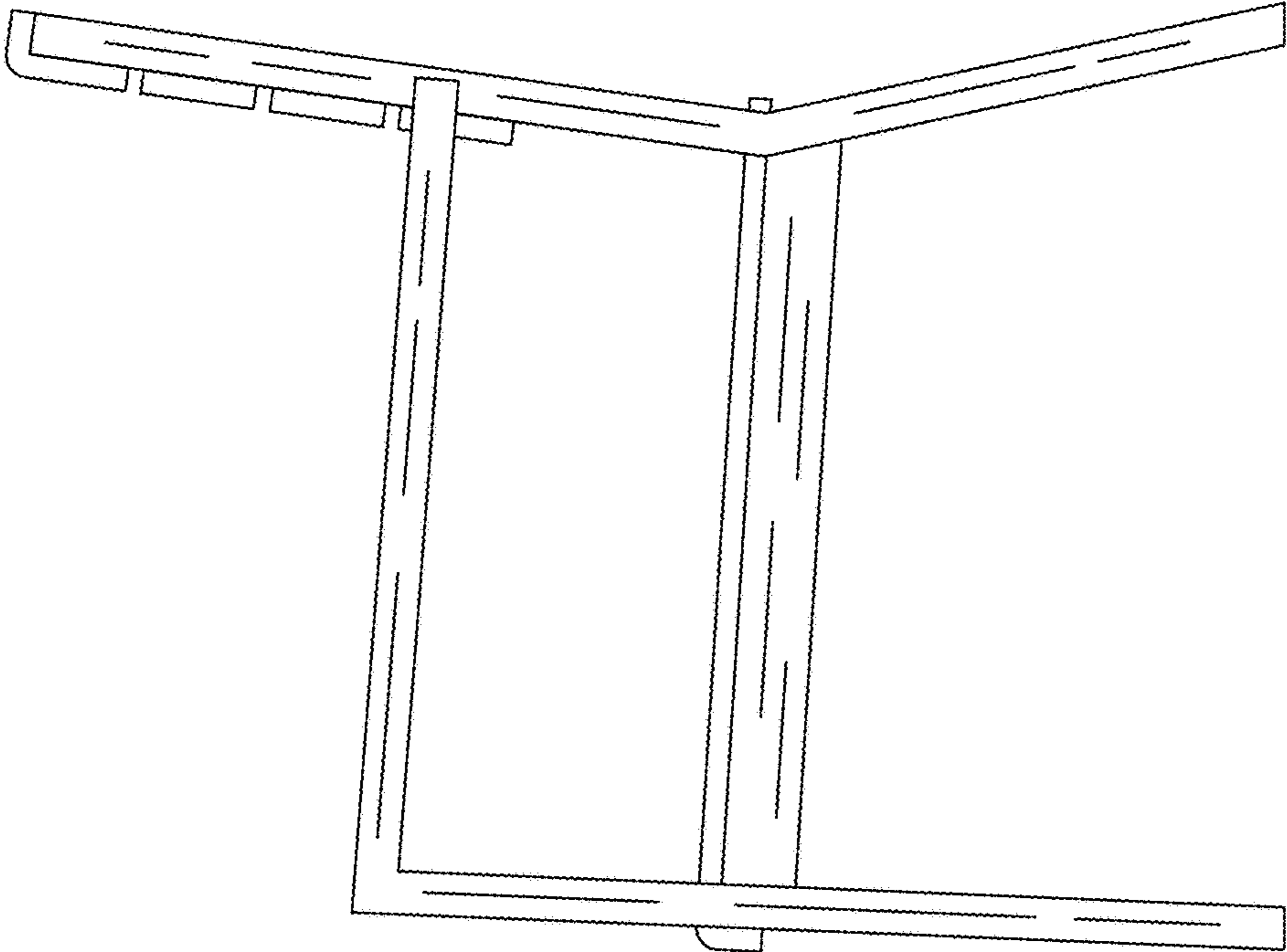


FIG. 5




FIG. 6




FIG. 7