



US00D815845S

(12) **United States Design Patent**
Clark et al.

(10) **Patent No.:** **US D815,845 S**
(45) **Date of Patent:** **** Apr. 24, 2018**

(54) **HANGER**

(71) Applicant: **TARGET BRANDS, INC.**,
Minneapolis, MN (US)

(72) Inventors: **Jeremy A. Clark**, Minneapolis, MN
(US); **Timothy James Martell**,
Brooklyn Park, MN (US); **Richard P.**
Riedel, Blaine, MN (US); **Terrence J.**
Hornsby, Jr., Minneapolis, MN (US)

(73) Assignee: **TARGET BRANDS, INC.**,
Minneapolis, MN (US)

(**) Term: **15 Years**

(21) Appl. No.: **29/603,833**

(22) Filed: **May 12, 2017**

(51) **LOC (11) Cl.** **06-08**

(52) **U.S. Cl.**
USPC **D6/315**

(58) **Field of Classification Search**
USPC D6/315-328
CPC A47G 25/26; A47G 25/28; A47G 25/30;
A47G 25/32; A47G 25/34; A47G 25/36;
A47G 25/38; A47G 25/442; A47G
25/625; A47G 25/743; A47G 25/1407;
A47G 25/1457; A47G 2025/1492; A47F
7/18; A47F 7/19; A47F 7/22
See application file for complete search history.

(56) **References Cited**

U.S. PATENT DOCUMENTS

2,522,013	A *	9/1950	Anderson	A47G 25/34
					223/91
D164,710	S *	10/1951	Perry	223/88
D195,445	S *	6/1963	Warmath	D6/318
3,463,369	A *	8/1969	Moskowitz	A47G 25/485
					223/91

D243,138	S	1/1977	Coon
D251,345	S	3/1979	Bigelow et al.
4,157,782	A	6/1979	Mainetti
4,295,585	A	10/1981	Garrison
D264,662	S	6/1982	Bisk et al.
4,335,838	A	6/1982	Bisk et al.
D271,649	S	12/1983	Batts et al.
4,446,996	A	5/1984	Garrison
4,658,996	A	4/1987	Warmath
4,660,750	A	4/1987	Blanchard
D296,729	S	7/1988	Blanchard
D298,703	S	11/1988	Arnold
D301,661	S	6/1989	Wilson
D301,808	S	6/1989	Marshall
D301,942	S	7/1989	Talbot-Titley
D301,943	S	7/1989	Wilson
D303,590	S	9/1989	Pelosi

(Continued)

Primary Examiner — Lauren R Calve

(74) *Attorney, Agent, or Firm* — JoAnn M. Seaton;
Griffiths & Seaton PLLC

(57) **CLAIM**

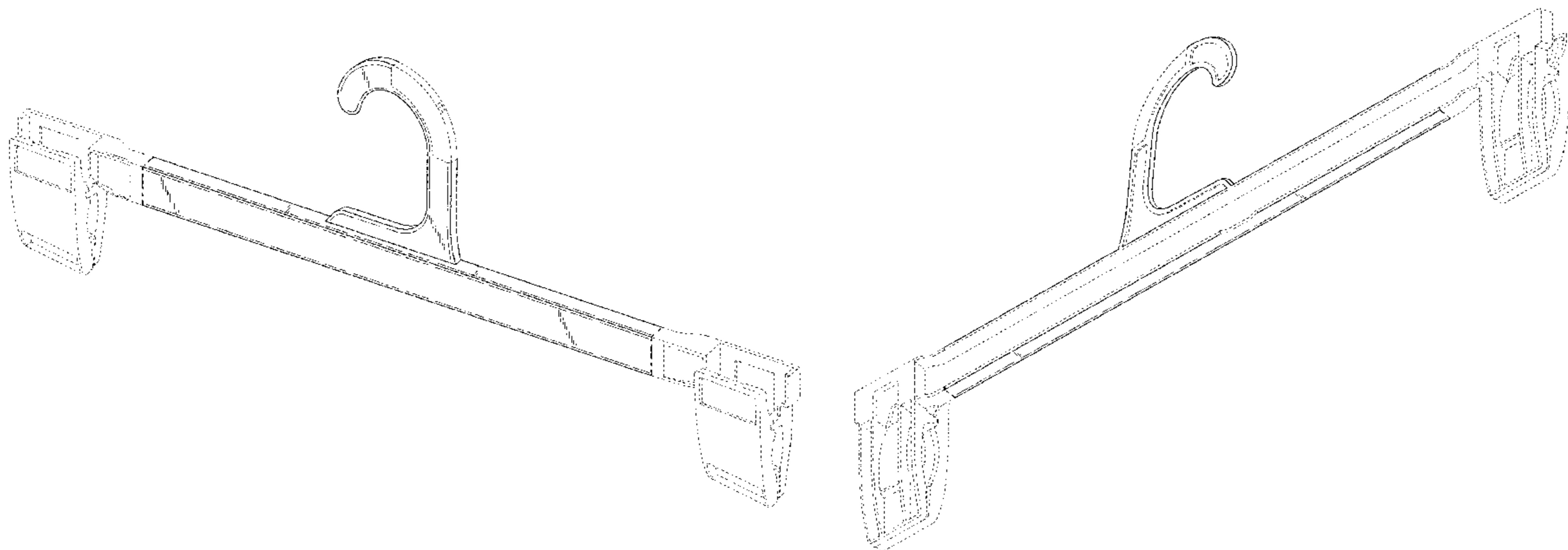
The ornamental design for a hanger, as shown and described.

DESCRIPTION

FIG. 1 is a front, top perspective view of a hanger showing our new design;
FIG. 2 is a rear, bottom perspective view thereof;
FIG. 3 is a front view thereof;
FIG. 4 is a rear view thereof;
FIG. 5 is a right side view thereof;
FIG. 6 is a left side view thereof;
FIG. 7 is a top view thereof; and,
FIG. 8 is a bottom view thereof.

The features shown in broken lines are portions of the hanger forming no part of the claimed design. The features shown in long dash-short dash bolded broken lines indicate the bounds of the claimed design and otherwise form no part of the claimed design.

1 Claim, 6 Drawing Sheets



(56)

References Cited

U.S. PATENT DOCUMENTS

4,878,276 A 11/1989 Morrish et al.
 4,984,721 A 1/1991 Eiley et al.
 D315,992 S 4/1991 Tremblay et al.
 5,052,085 A 10/1991 Gau
 5,072,866 A 12/1991 Kolton et al.
 5,082,153 A 1/1992 Duester et al.
 D324,313 S * 3/1992 Kolton D6/318
 D327,580 S * 7/1992 Fildan D6/326
 D328,194 S 7/1992 Garrison
 D352,834 S 11/1994 Norman
 5,398,854 A 3/1995 Blanchard
 5,400,932 A 3/1995 Hollis
 5,934,525 A 8/1999 Blanchard
 D414,044 S * 9/1999 Choi D6/318
 D414,946 S * 10/1999 Gouldson D6/326
 D415,357 S 10/1999 Blanchard
 D417,557 S 12/1999 Blanchard
 6,019,261 A 2/2000 Morgan et al.
 6,029,868 A * 2/2000 Willinger A47G 25/1414
 223/85
 D423,235 S 4/2000 Bond et al.
 6,050,461 A 4/2000 Batts et al.
 6,050,462 A * 4/2000 Petrou A47G 25/483
 223/96
 D424,817 S 5/2000 Morgan et al.
 D429,898 S 8/2000 Morgan et al.
 D433,822 S 11/2000 Sullivan
 D435,173 S 12/2000 Morgan et al.
 D435,973 S * 1/2001 Gouldson D6/326
 D436,743 S 1/2001 Batts et al.
 D439,419 S 3/2001 Zuckerman
 D440,409 S 4/2001 Blanchard
 D440,777 S * 4/2001 Giustini D6/318
 6,241,133 B1 6/2001 Morgan et al.
 D449,743 S 10/2001 Morgan
 D450,463 S 11/2001 Wong et al.
 D453,423 S * 2/2002 Goldman D6/326
 D454,257 S 3/2002 Hunt
 D463,918 S 10/2002 Goldman et al.
 D464,814 S 10/2002 De Winter et al.
 D466,311 S 12/2002 Hawkins
 D466,704 S 12/2002 Hawkins
 D466,705 S 12/2002 Hawkins
 D472,062 S 3/2003 Yegavian et al.
 D472,394 S 4/2003 Hawkins
 D499,257 S * 12/2004 Schultz D6/326
 D502,328 S 3/2005 Gouldson

D503,545 S * 4/2005 Gosselin D6/326
 D504,024 S 4/2005 Mainetti
 D506,320 S 6/2005 Gouldson
 6,923,650 B2 8/2005 Gouldson et al.
 D511,049 S * 11/2005 Gouldson D6/318
 D518,838 S 4/2006 Singleton
 D518,839 S 4/2006 Singleton
 D519,139 S 4/2006 Singleton
 7,089,599 B2 8/2006 Gouldson et al.
 7,104,428 B2 9/2006 Gouldson
 7,121,439 B2 10/2006 Gouldson et al.
 D531,823 S 11/2006 Mainetti
 D548,982 S * 8/2007 Chernicoff D6/318
 D555,916 S 11/2007 Mangano
 7,290,687 B2 11/2007 Wu
 7,337,932 B2 3/2008 Gouldson
 D569,631 S 5/2008 Hansen
 D569,633 S 5/2008 Hansen
 7,387,223 B2 6/2008 Misumi
 D575,533 S * 8/2008 Barker D6/326
 7,455,203 B2 11/2008 Gouldson et al.
 D586,568 S 2/2009 Jones
 7,556,180 B1 7/2009 Hansen et al.
 D601,356 S 10/2009 Jones
 D602,698 S 10/2009 Jones
 D605,416 S 12/2009 Warren et al.
 D606,324 S * 12/2009 Jones D6/326
 7,665,640 B2 2/2010 Misumi
 D612,619 S 3/2010 Gouldson
 D612,620 S 3/2010 Gouldson
 D613,078 S 4/2010 Gouldson
 D616,652 S 6/2010 Warren
 D622,972 S 9/2010 Jones
 D628,398 S 12/2010 Fort et al.
 D628,819 S 12/2010 Mazzotta
 8,061,569 B2 11/2011 Sugita et al.
 D655,924 S 3/2012 Gouldson
 D670,920 S 11/2012 Jones
 D681,352 S 5/2013 Jones
 D684,383 S 6/2013 Chan
 D711,658 S * 8/2014 Pelton D6/315
 D716,061 S * 10/2014 Berg D6/319
 D727,633 S 4/2015 Atkinson
 D759,983 S 6/2016 Shallcross
 D770,189 S 11/2016 Choy
 D804,199 S * 12/2017 Jones D6/326
 2004/0099700 A1 * 5/2004 Misumi A47G 25/485
 223/96

* cited by examiner

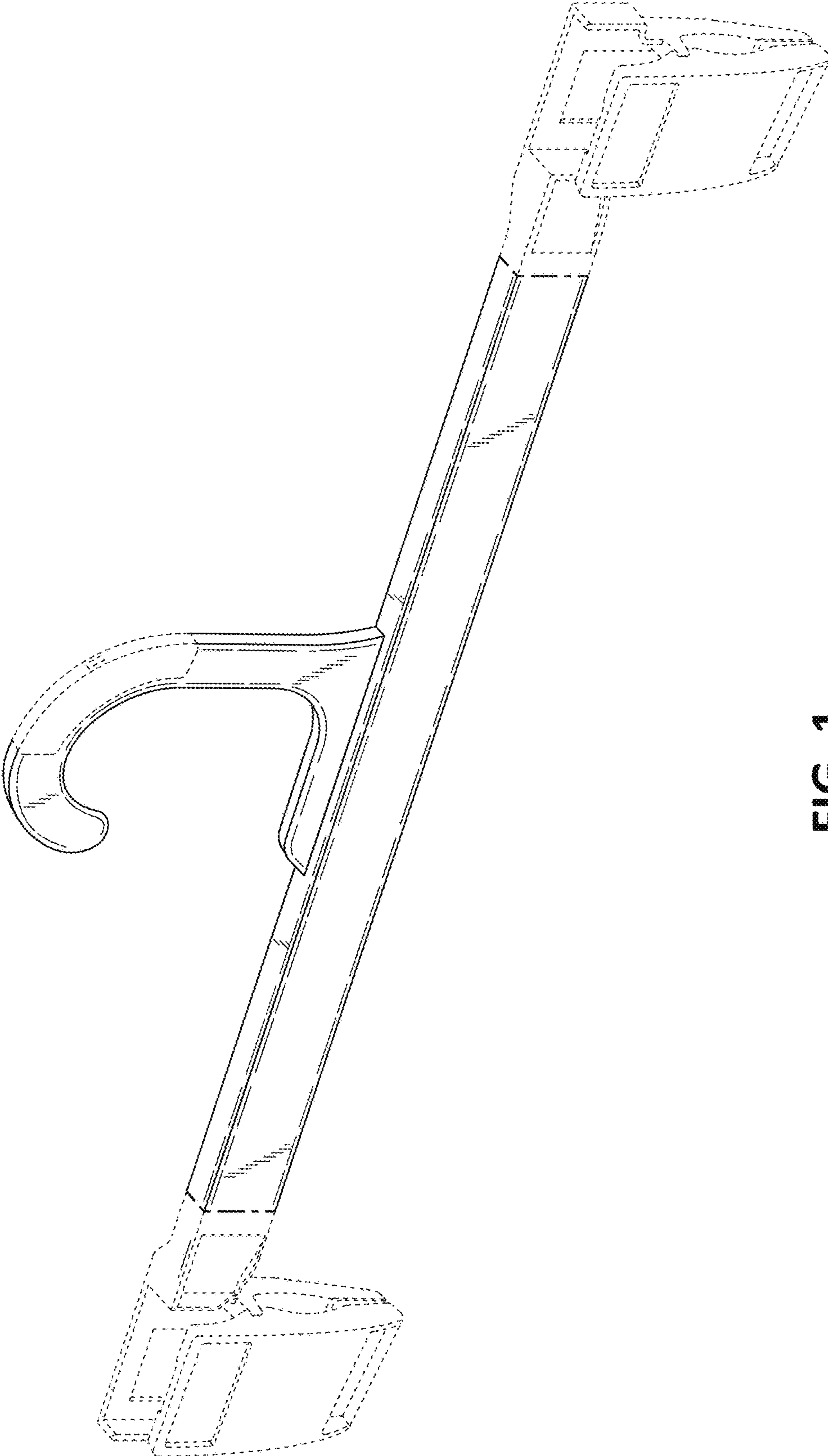


FIG. 1

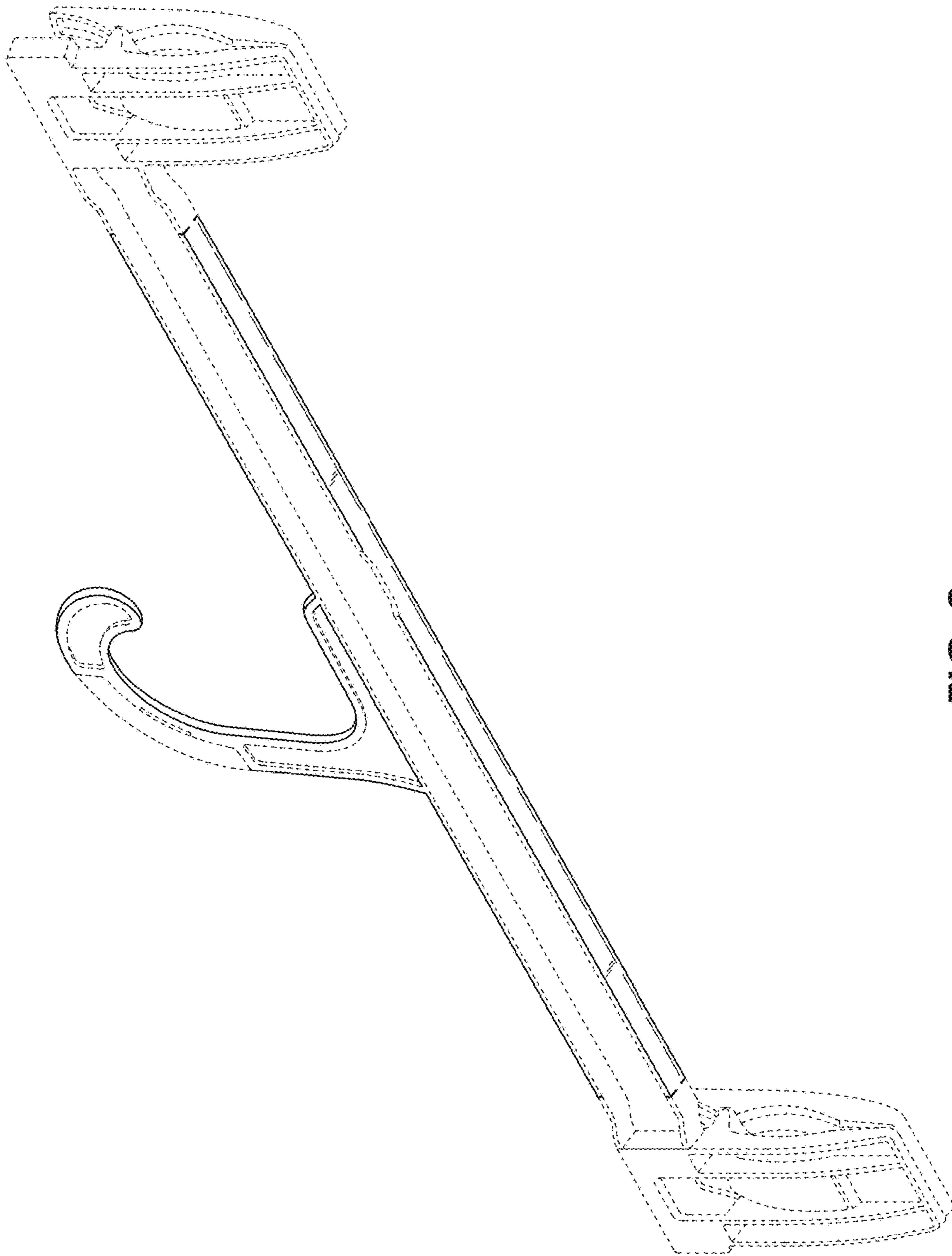


FIG. 2

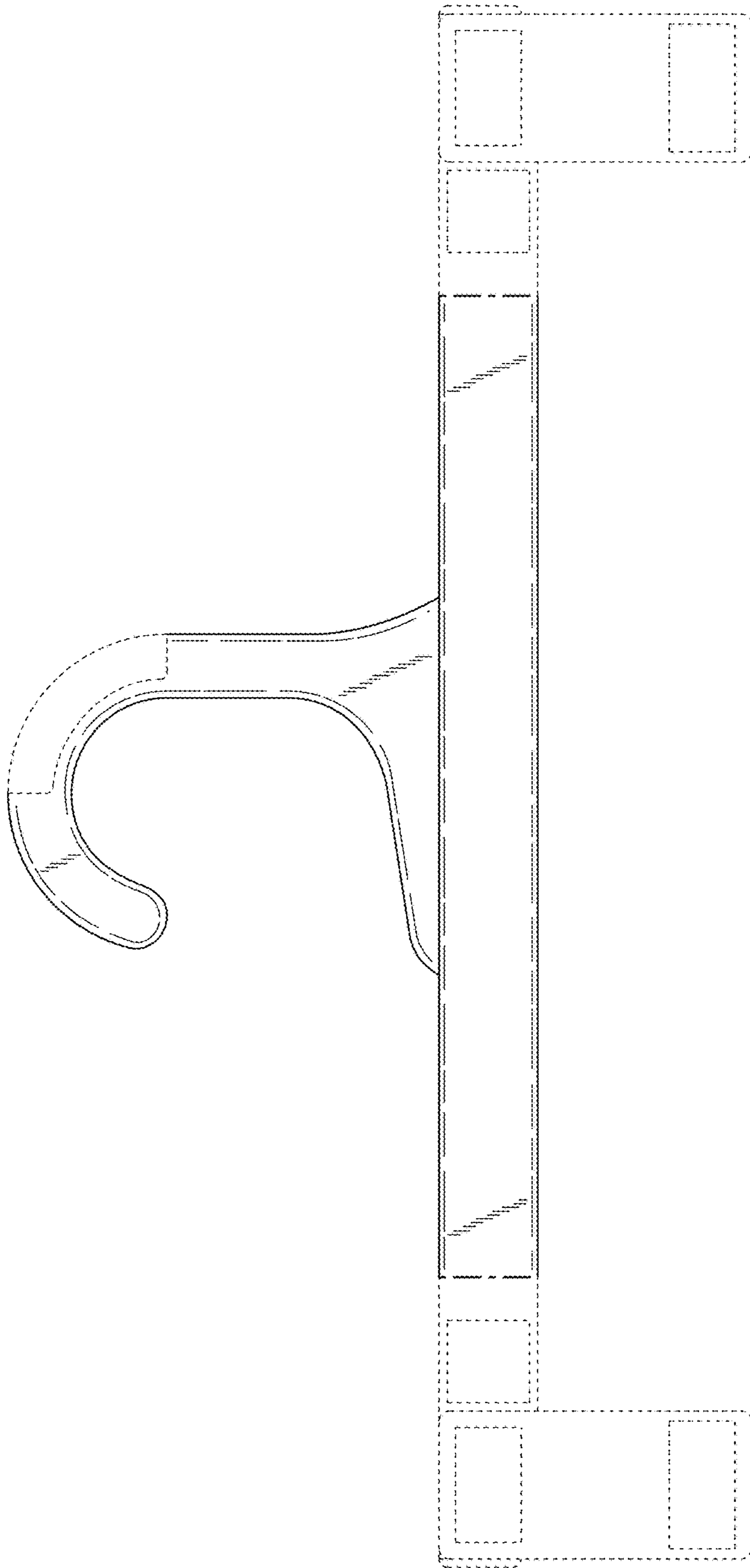


FIG. 3

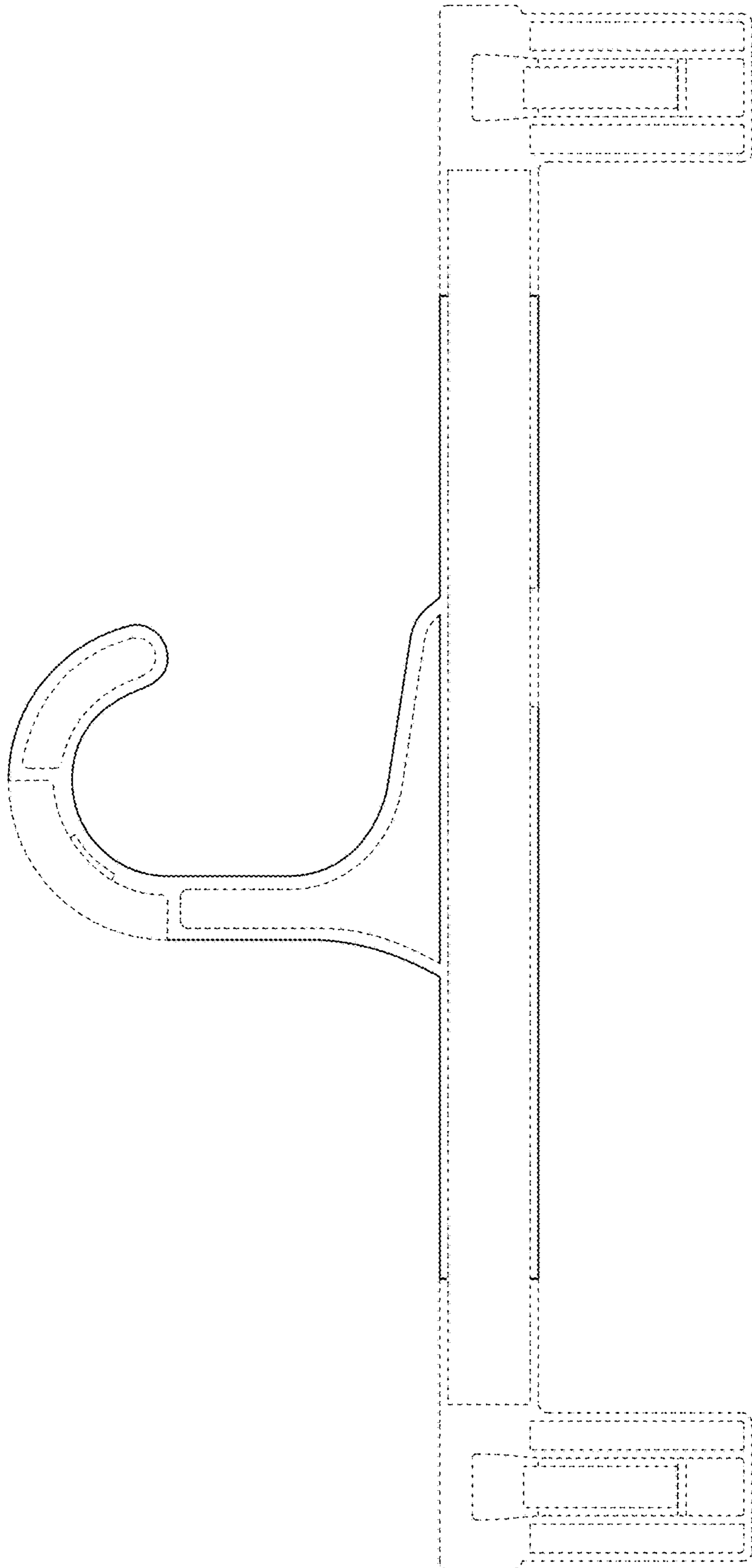


FIG. 4

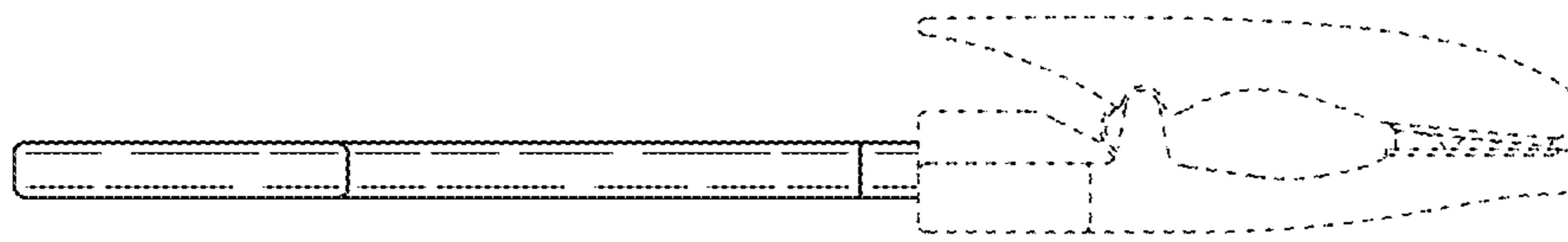


FIG. 6

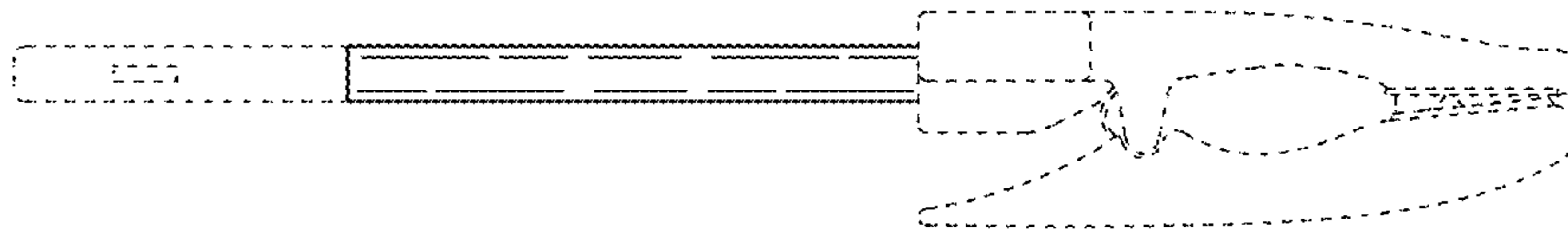


FIG. 5

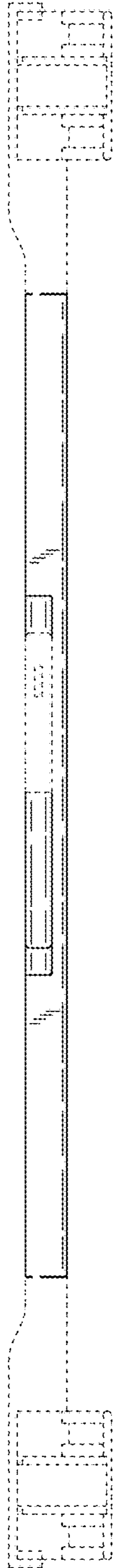


FIG. 7

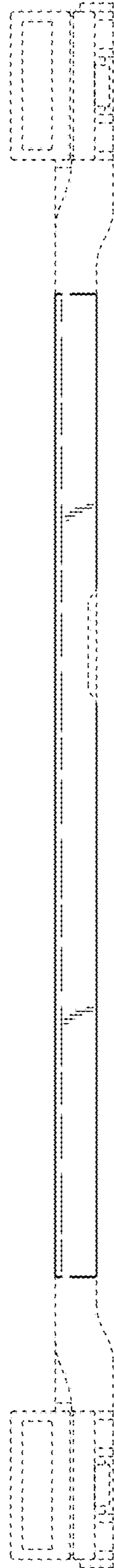


FIG. 8