



US00D815837S

(12) **United States Design Patent**
Zhou

(10) **Patent No.:** **US D815,837 S**

(45) **Date of Patent:** **** Apr. 24, 2018**

(54) **HAIR COMB**

(71) Applicant: **DONGGUAN QUZHI APPLIANCE TECHNOLOGY CO., LTD.**,
Dongguan (CN)

(72) Inventor: **Hong-Mei Zhou**, Zaoyang (CN)

(73) Assignee: **Dongguan Quzhi Appliance Technology Co., Ltd.**, Dongguan (CN)

(**) Term: **15 Years**

(21) Appl. No.: **29/596,887**

(22) Filed: **Mar. 13, 2017**

(51) **LOC (11) Cl.** **04-02**

(52) **U.S. Cl.**
USPC **D4/100**

(58) **Field of Classification Search**
USPC D4/100, 116, 117, 132, 135, 136, 138;
D24/124, 125; D28/9, 13, 21, 63;
132/120, 219
CPC A46B 9/02; A46B 9/06; A46B 9/23; A46B
9/28; A46B 9/005; A46B 5/00; A46B
5/02; A46B 5/0029; A46B 5/0033; A46B
2200/104; A46B 17/04; A46D 1/00;
A46D 1/0238; A46D 1/0284
See application file for complete search history.

(56) **References Cited**

U.S. PATENT DOCUMENTS

D609,857 S * 2/2010 Schmitz D28/15
8,267,098 B2 * 9/2012 Glucksmann A45D 20/48
132/136

D772,483 S * 11/2016 Park D28/35
D776,345 S * 1/2017 Tang D28/13
D795,595 S * 8/2017 Exley D4/121
D804,188 S * 12/2017 Du D4/100
2016/0360847 A1 * 12/2016 He A45D 2/002

OTHER PUBLICATIONS

Best Hair Intelligent Straightener Brush; retrieved from <http://quzhi.manufacturer.globalsources.com>; <http://quzhi.manufacturer.globalsources.com/si/6008851939911/pdtl/Hair-straightener/1146807279/Best-Hair-Intelligent-Straightener-Brush.htm>; retrieved on Dec. 19, 2017 (Year: 2017).*

* cited by examiner

Primary Examiner — Wan Laymon

Assistant Examiner — Clint A Samuel

(74) *Attorney, Agent, or Firm* — Rosenberg, Klein & Lee

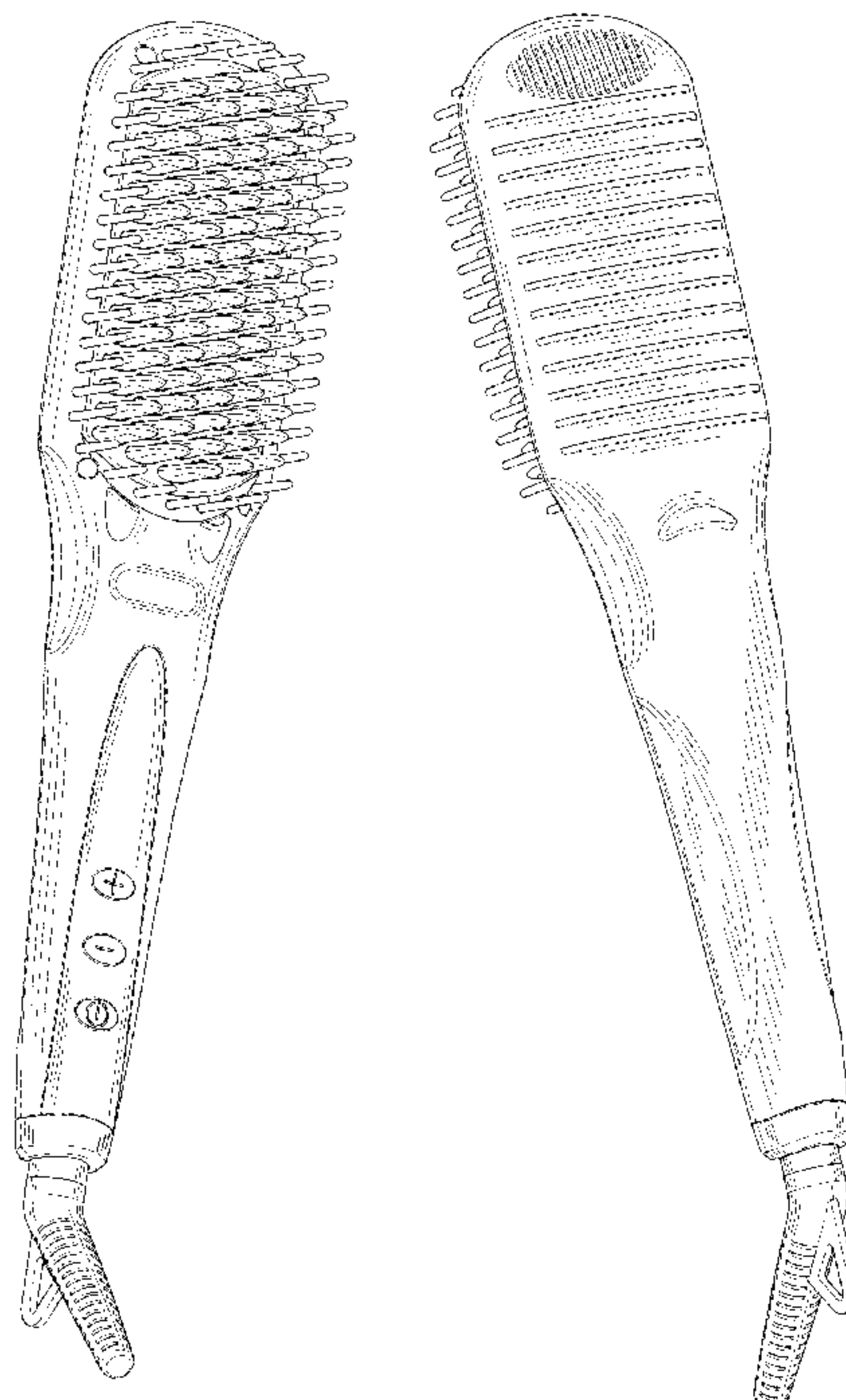
(57) **CLAIM**

The ornamental design for a hair comb, as shown and described.

DESCRIPTION

FIG. 1 is a perspective view of the hair comb showing my new design;
FIG. 2 is a front elevational view thereof;
FIG. 3 is a rear elevational view thereof;
FIG. 4 is a left side elevational view thereof;
FIG. 5 is a right side elevational view thereof;
FIG. 6 is a top plan view thereof, and
FIG. 7 is a bottom plan view thereof; and,
FIG. 8 is a further perspective view thereof.

1 Claim, 8 Drawing Sheets



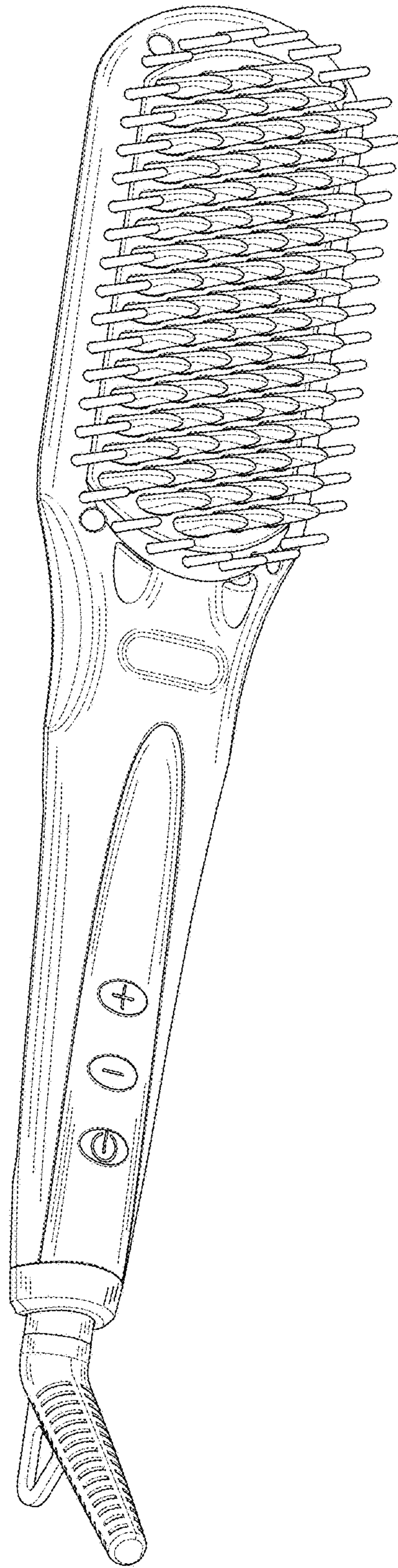


FIG.1

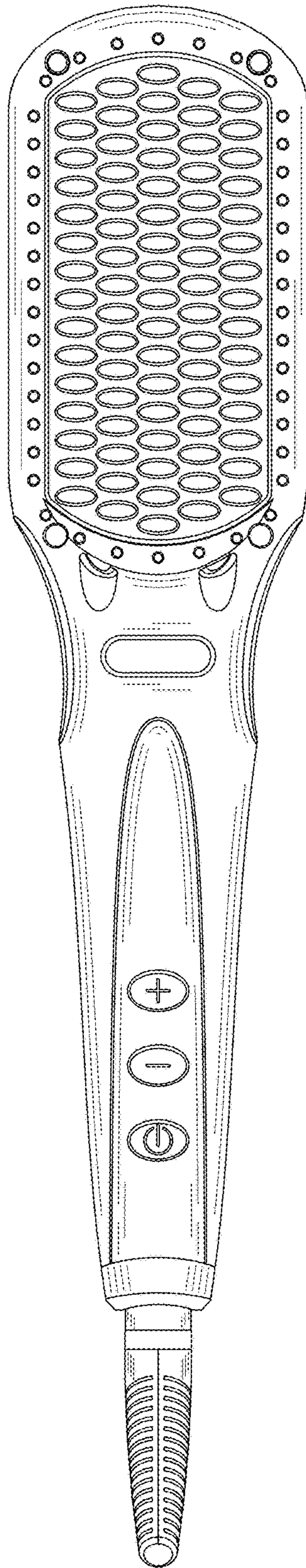


FIG.2

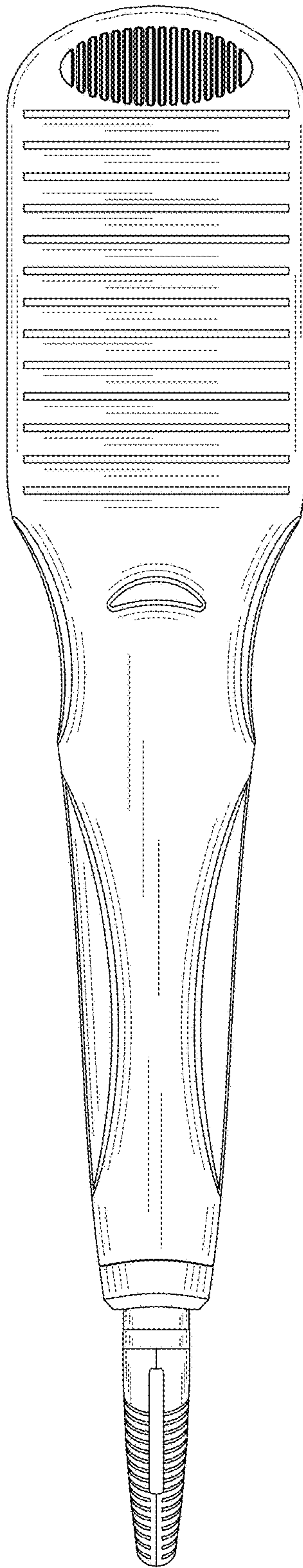


FIG.3

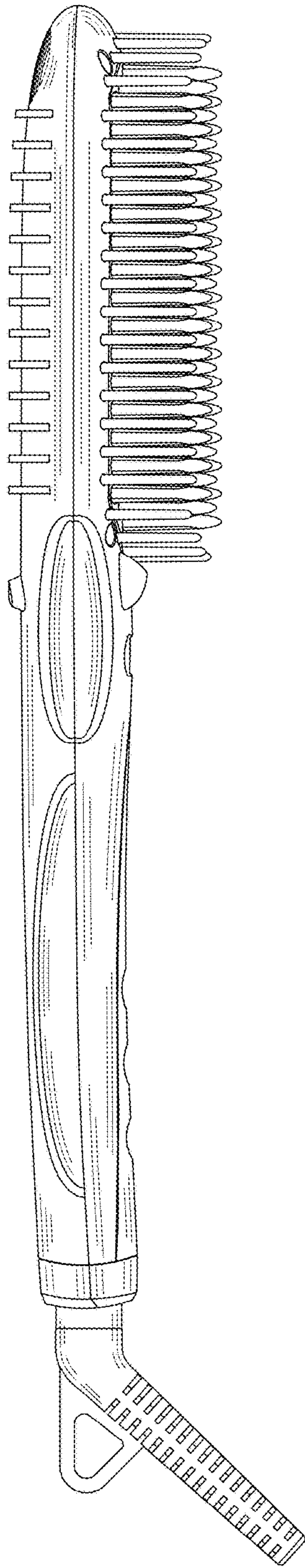


FIG.4

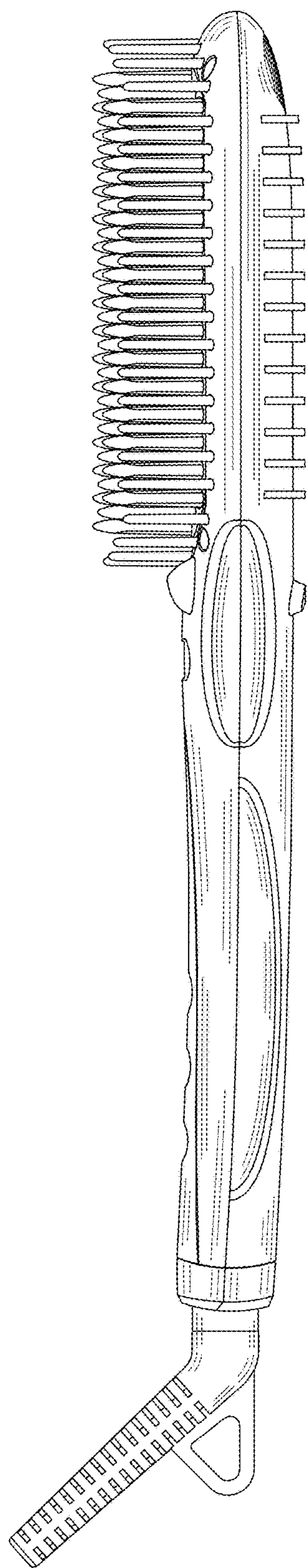


FIG.5

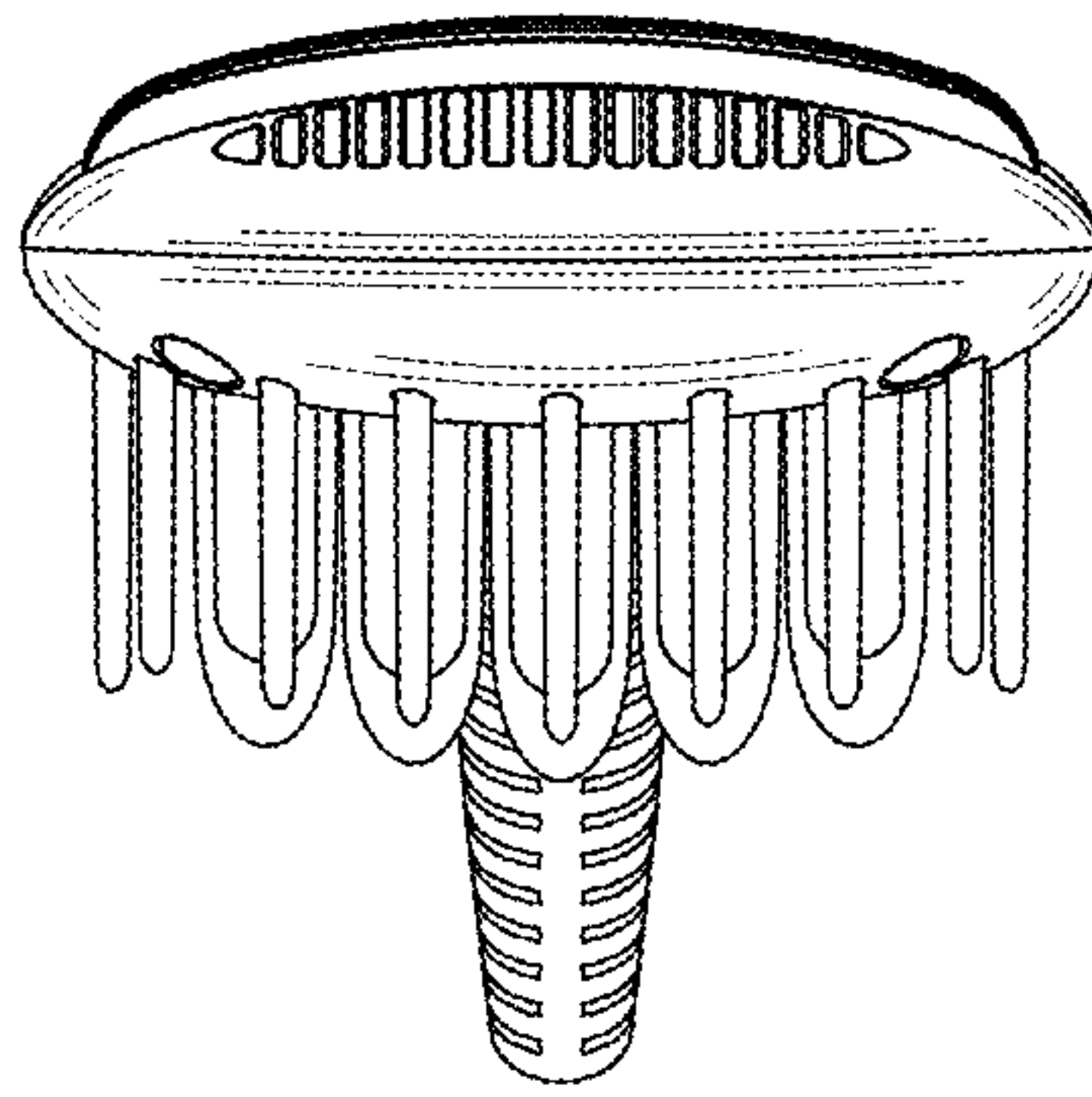


FIG.6

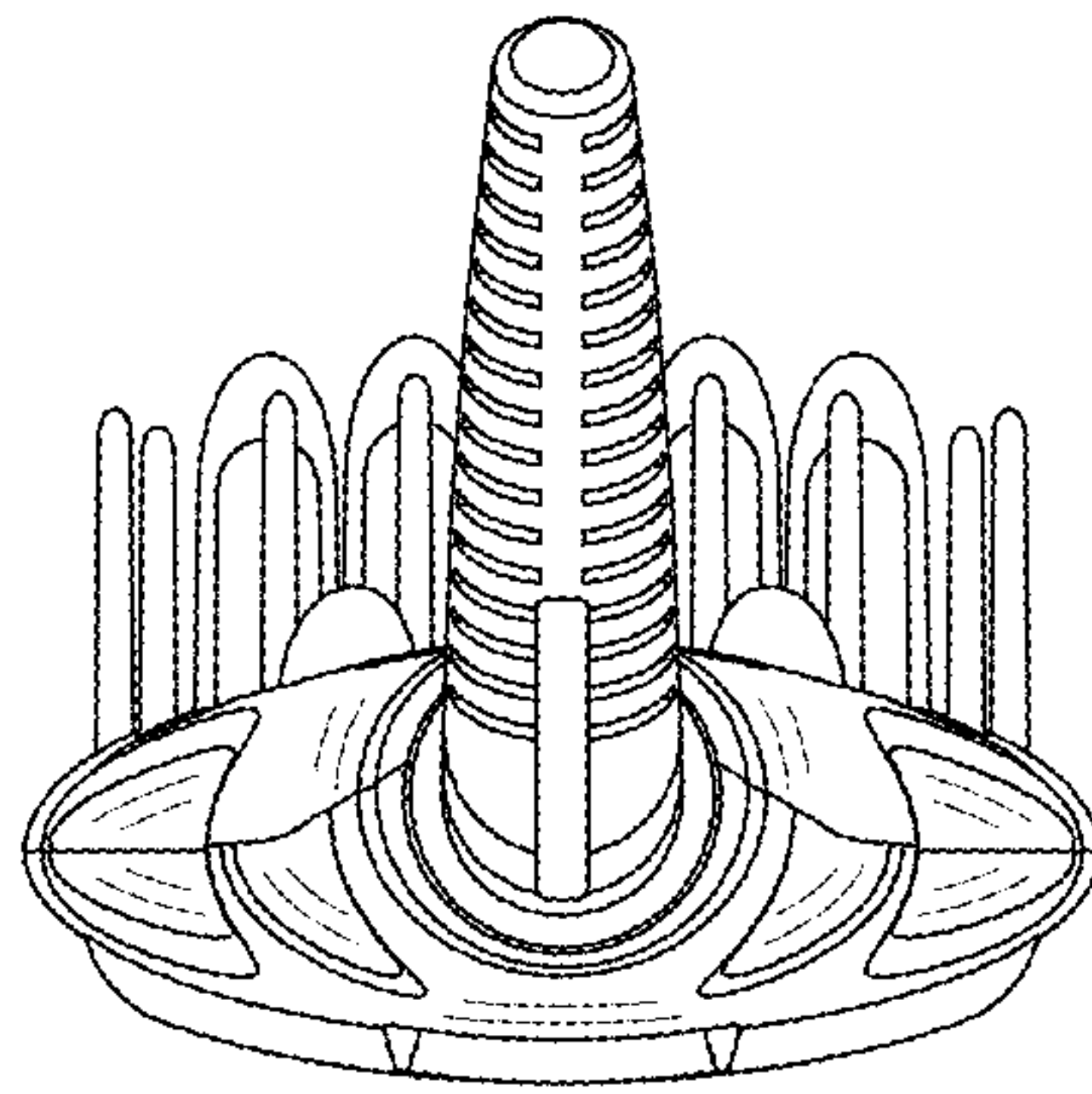


FIG. 7

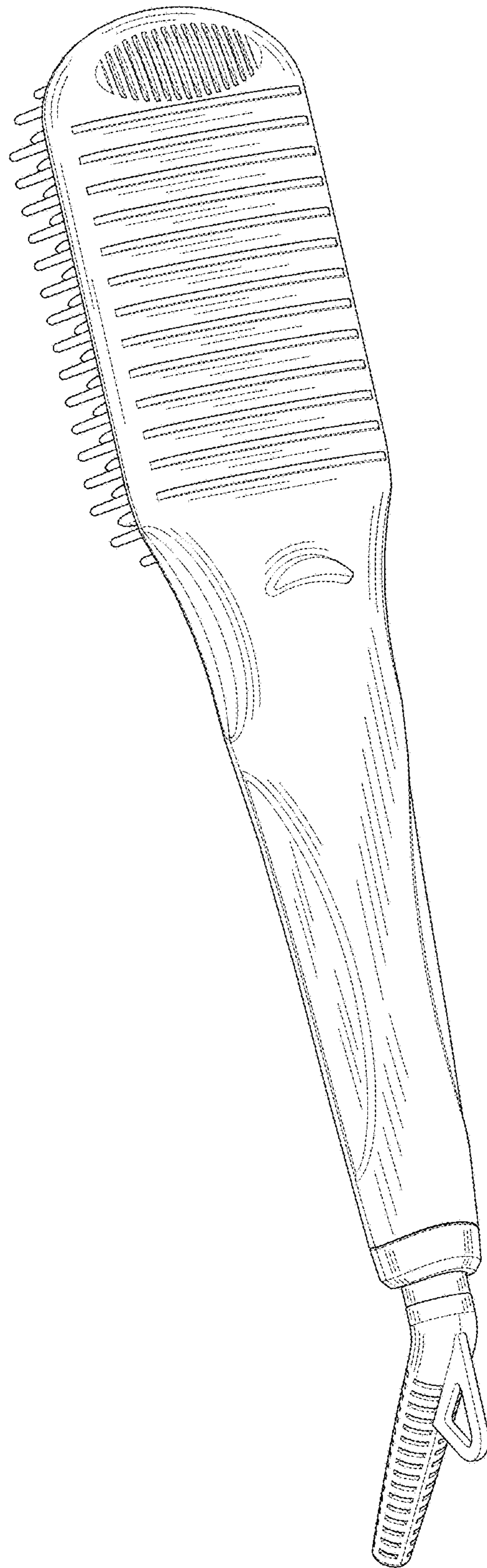


FIG.8