



US00D815814S

(12) **United States Design Patent**
Scott

(10) **Patent No.:** **US D815,814 S**

(45) **Date of Patent:** **** Apr. 24, 2018**

(54) **BOOT STRAP TAB**

(71) Applicant: **William Scott**, Orange, CA (US)

(72) Inventor: **William Scott**, Orange, CA (US)

(**) Term: **15 Years**

(21) Appl. No.: **29/572,295**

(22) Filed: **Jul. 26, 2016**

(51) **LOC (11) Cl.** **02-04**

(52) **U.S. Cl.**
USPC **D2/946; D2/978**

(58) **Field of Classification Search**
USPC D2/901, 909–911, 915, 944, 946,
D2/976–979, 999; D11/222, 223, 46, 79,
D11/8, 95; D14/205; D20/22, 28;
D24/190–192; D29/121.2
CPC A43B 17/16; A43B 23/081; A43B 23/086;
A43B 23/28; A43B 23/30; A43B 3/20;
A43B 5/00; A43B 5/008; A43B 5/02;
A43B 5/25; A43B 2/0405; A43B 7/145;
A43C 1/00; A43C 7/00; A61F 5/0111;
A61F 5/0113; A61F 5/0116; A61F
5/0193; A61F 5/0195; G09B 19/0076;
G09B 19/007

See application file for complete search history.

(56) **References Cited**

U.S. PATENT DOCUMENTS

D46,315 S *	8/1914	Mettler	D20/22
D100,416 S *	7/1936	Elkin	D2/929
D336,971 S *	7/1993	Flisek	D2/905
D356,675 S *	3/1995	Gamm	D2/905
D388,244 S *	12/1997	Serna	D2/972
D493,029 S *	7/2004	Jacobs	D2/978
D547,532 S *	7/2007	White, Sr.	D2/946
D550,446 S *	9/2007	Levesy	D2/946
D568,596 S *	5/2008	Petrie	D2/972
7,437,837 B2 *	10/2008	Jacobs	A43B 3/24 36/50.1

D601,790 S *	10/2009	Kennedy	D2/976
D601,792 S *	10/2009	Kennedy	D2/976
D614,854 S *	5/2010	Warren	D2/946
D622,494 S *	8/2010	Warren	D2/946
D639,031 S *	6/2011	Smith	D2/909
D664,337 S *	7/2012	Moore	D2/946
D700,766 S *	3/2014	Bramani	D2/902
D731,158 S *	6/2015	Backus	D2/915
D740,527 S *	10/2015	Plummer	D2/946
D771,368 S *	11/2016	Scott, Jr.	D2/946
D771,932 S *	11/2016	Little	D2/973
D790,192 S *	6/2017	Hardman	D2/972
9,713,359 B2 *	7/2017	Ko	A43B 7/1495 36/50.1
2009/0100707 A1 *	4/2009	Bar	A43C 1/00
2017/0042290 A1 *	2/2017	Hatfield et al.	A43C 11/008

* cited by examiner

Primary Examiner — Celia Murphy
Assistant Examiner — Clare Ann Gannon
(74) *Attorney, Agent, or Firm* — Fish IP Law, LLP

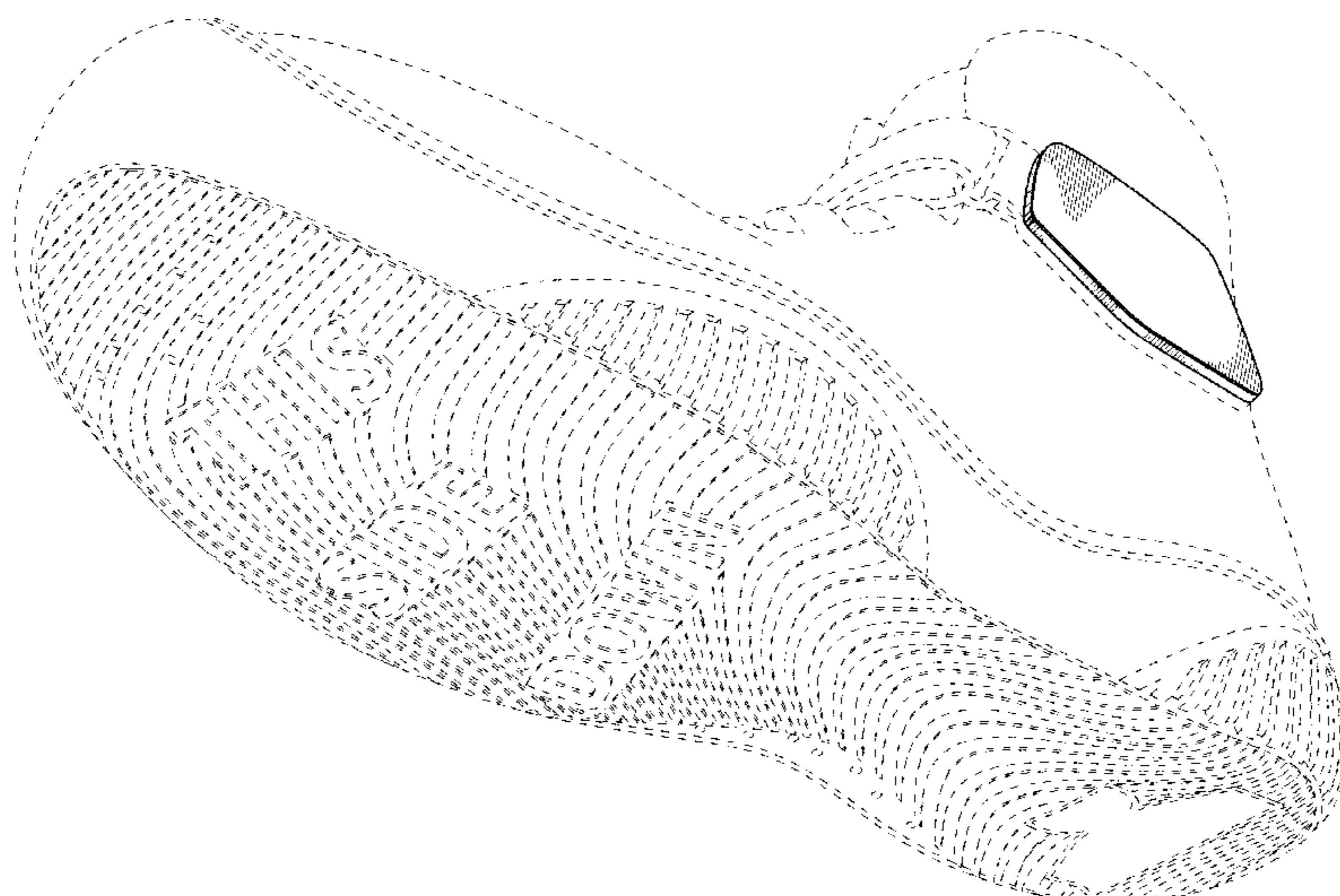
(57) **CLAIM**

The ornamental design for a boot strap tab, as shown and described.

DESCRIPTION

FIG. 1 is a bottom perspective view of a boot strap tab.
FIG. 2 is a front view of the boot strap tab.
FIG. 3 is a rear view of the boot strap tab.
FIG. 4 is a side view of the boot strap tab; and,
FIG. 5 is top view of the boot strap tab.
The broken lines showing the boot depict the environment in which the design resides; and do not form a part of the claim. The dominant feature of my design resides in a boot strap tab which is the end portion of a strap that comes across the front of a boot. A view from the opposite side of the view shown in FIG. 4 is excluded since the strap tab would not be visible from that side.

1 Claim, 5 Drawing Sheets



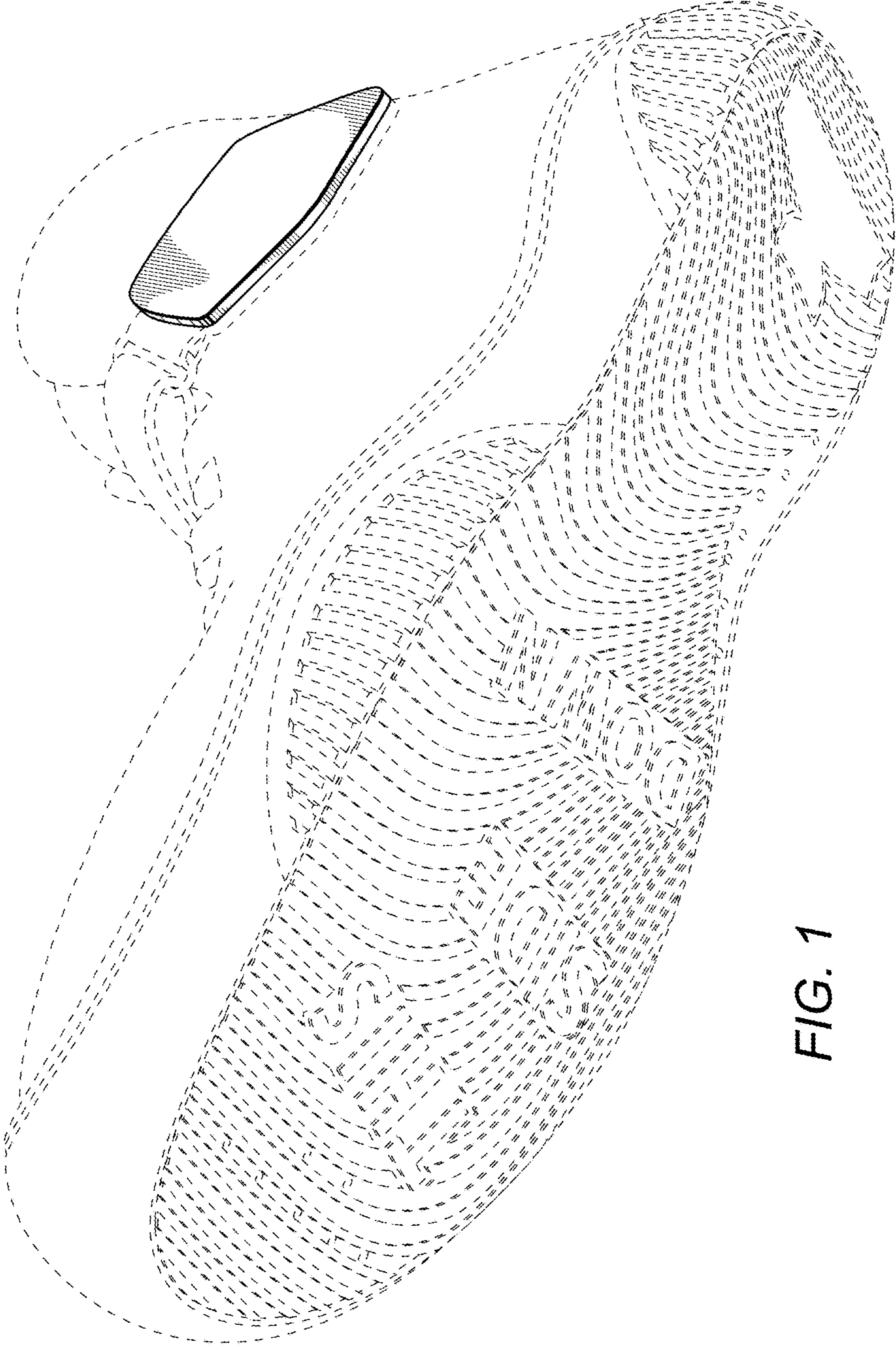


FIG. 1

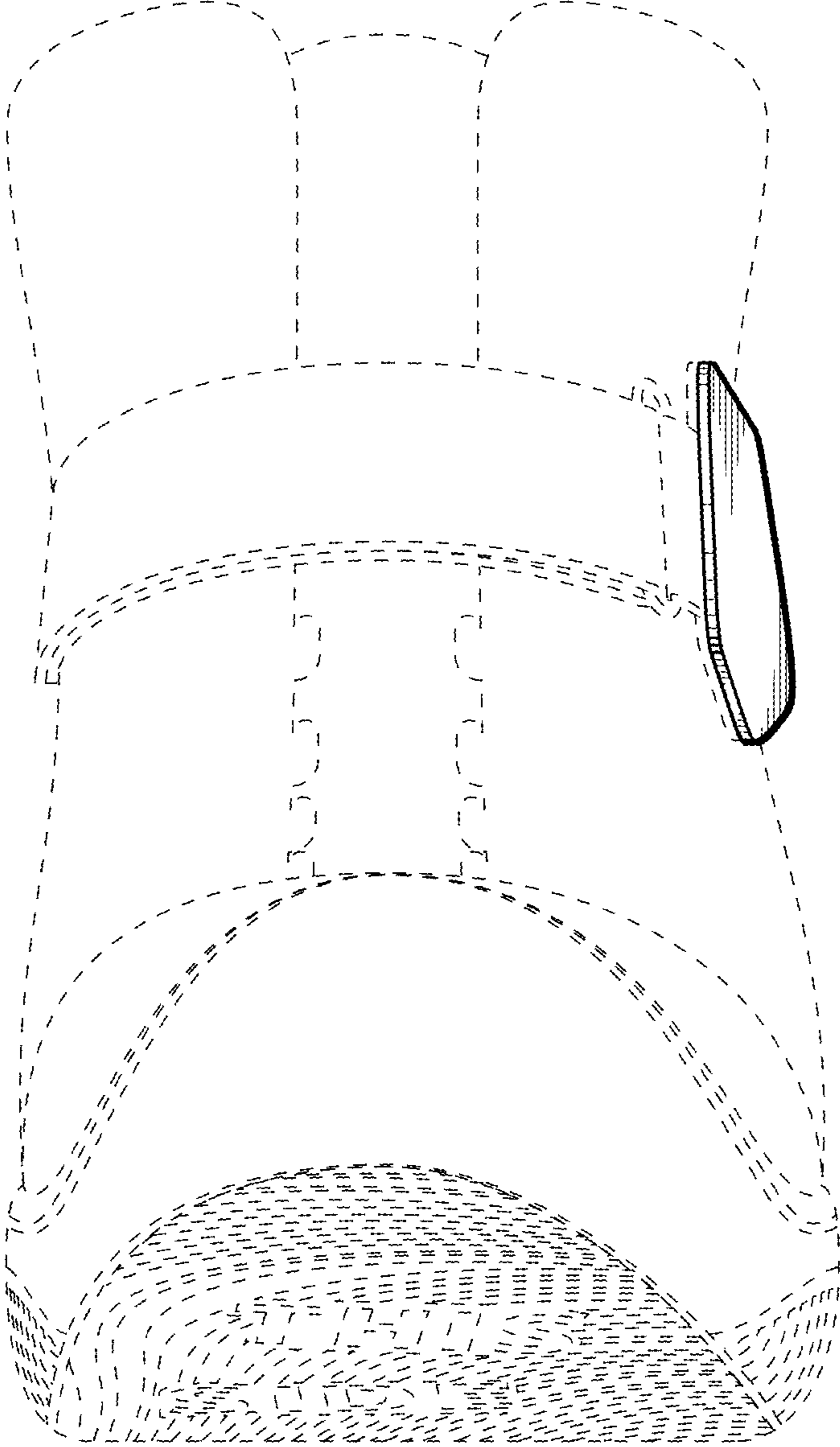


FIG. 2

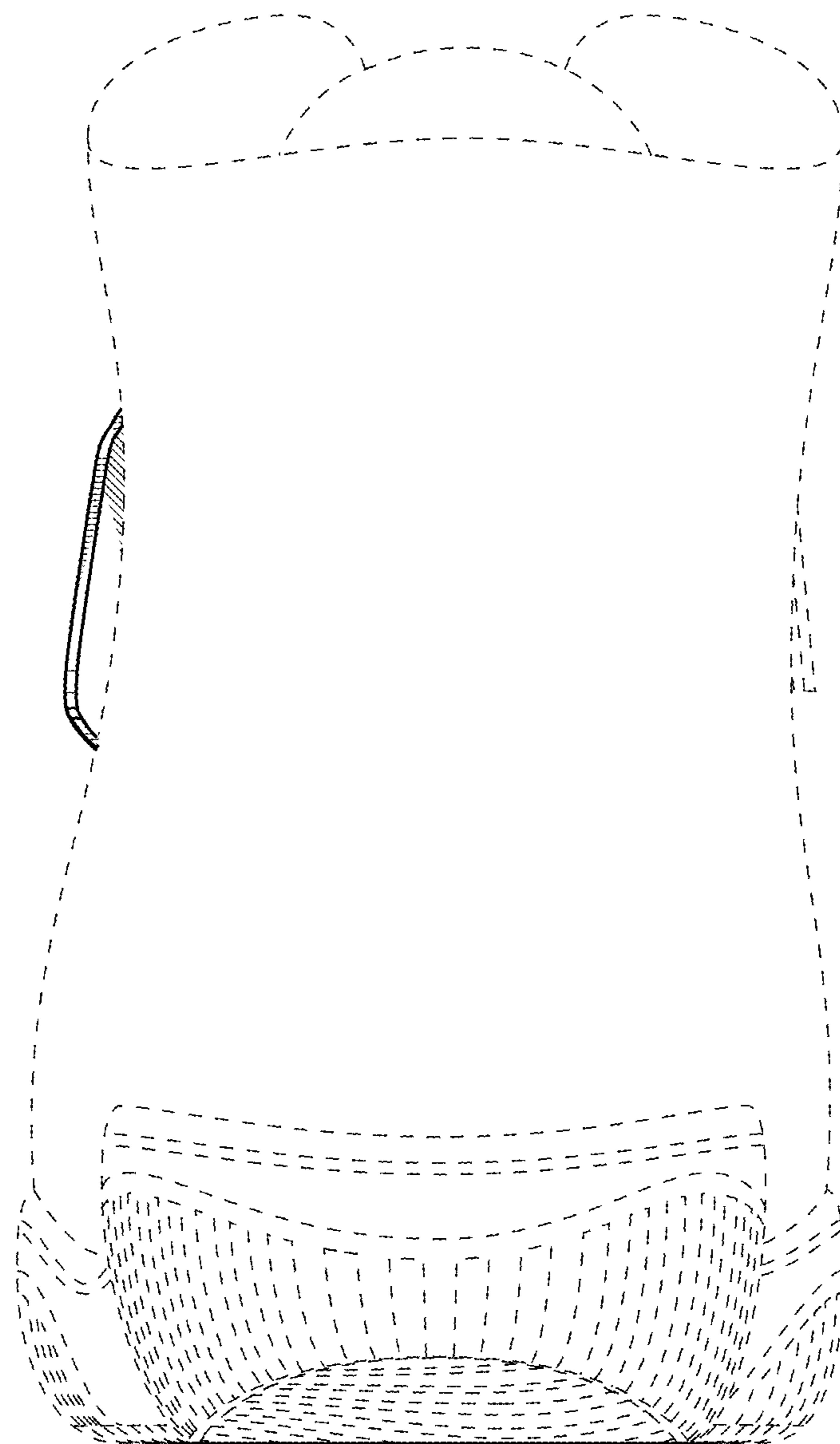


FIG. 3

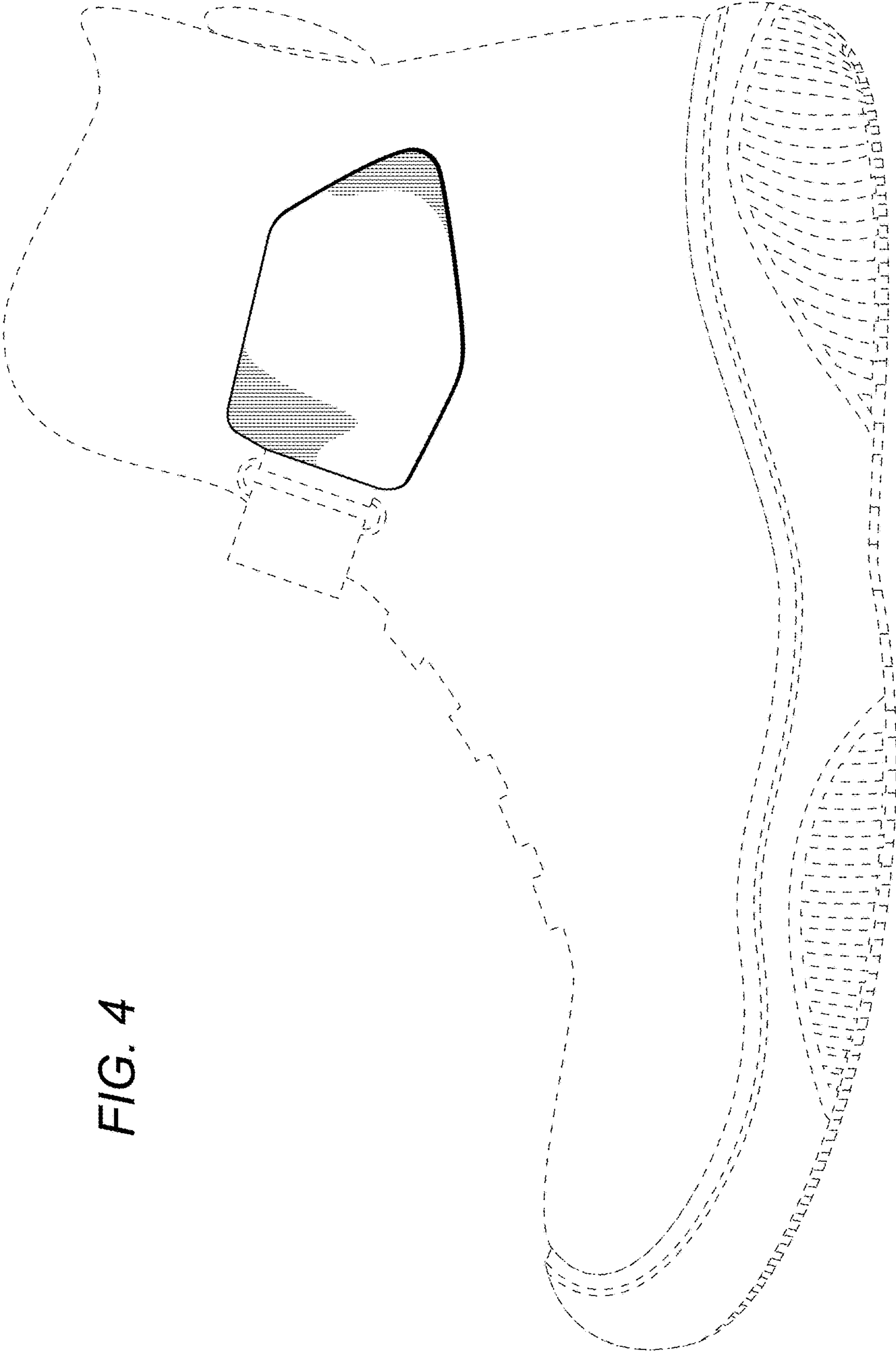


FIG. 4

FIG. 5

