



US00D815804S

(12) **United States Design Patent**
Cirigliano

(10) **Patent No.:** **US D815,804 S**
(45) **Date of Patent:** **** Apr. 24, 2018**

- (54) **FOREIGN MATTER GUARD WITH ADHESIVE TABS**
- (71) Applicant: **Matthew M Cirigliano**, Cresskill, NJ (US)
- (72) Inventor: **Matthew M Cirigliano**, Cresskill, NJ (US)
- (73) Assignee: **Matthew Michael Cirigliano**, Cresskill, NJ (US)
- (**) Term: **15 Years**
- (21) Appl. No.: **29/556,164**
- (22) Filed: **Feb. 28, 2016**
- (51) **LOC (11) Cl.** **02-02**
- (52) **U.S. Cl.**
USPC **D2/860**
- (58) **Field of Classification Search**
USPC D2/860, 858, 861
CPC A41D 27/16; A41D 13/08
See application file for complete search history.

- (56) **References Cited**
U.S. PATENT DOCUMENTS
- 454,201 A * 6/1891 Bowyer A41D 27/16
2/60
- 817,416 A * 4/1906 Cather et al. A41D 13/08
2/59
- 1,007,396 A * 10/1911 Simpson A41D 27/16
2/60
- 1,013,126 A * 1/1912 Cerri A41D 27/16
2/60
- 1,194,627 A * 8/1916 Hill A41D 13/08
2/59
- 1,231,206 A * 6/1917 Schenck A41D 27/16
2/60
- 1,260,544 A * 3/1918 Hurd A41B 3/00
2/129

- 1,378,081 A * 5/1921 Yaeger A41B 7/12
2/59
- 1,409,244 A * 3/1922 Scovronek A41B 3/04
2/139
- 1,677,504 A * 7/1928 Sweetser A41B 3/08
2/129
- 1,774,069 A * 8/1930 Schlitz A41B 7/12
2/59
- 2,042,567 A * 6/1936 Trieschmann A41B 7/12
2/60
- 2,180,758 A * 11/1939 Honigsberg A41B 3/12
2/116

(Continued)

Primary Examiner — Kevin K Rudzinski

(57) **CLAIM**

The ornamental design for a foreign matter guard with adhesive tabs, as shown and described.

DESCRIPTION

FIG. 1 is a perspective view of the foreign matter guard with adhesive tabs showing my new invention.

FIG. 2 displays the foreign matter guard with adhesive tabs in a position of use as applied to the shirt sleeve cuff.

FIG. 3 displays the foreign matter guard with adhesive tabs in a position of use as applied to the shirt sleeve cuff when the sleeve is rolled up to the elbow.

FIG. 4 displays the foreign matter guard with adhesive tabs in a position of use as applied to the pant leg cuff.

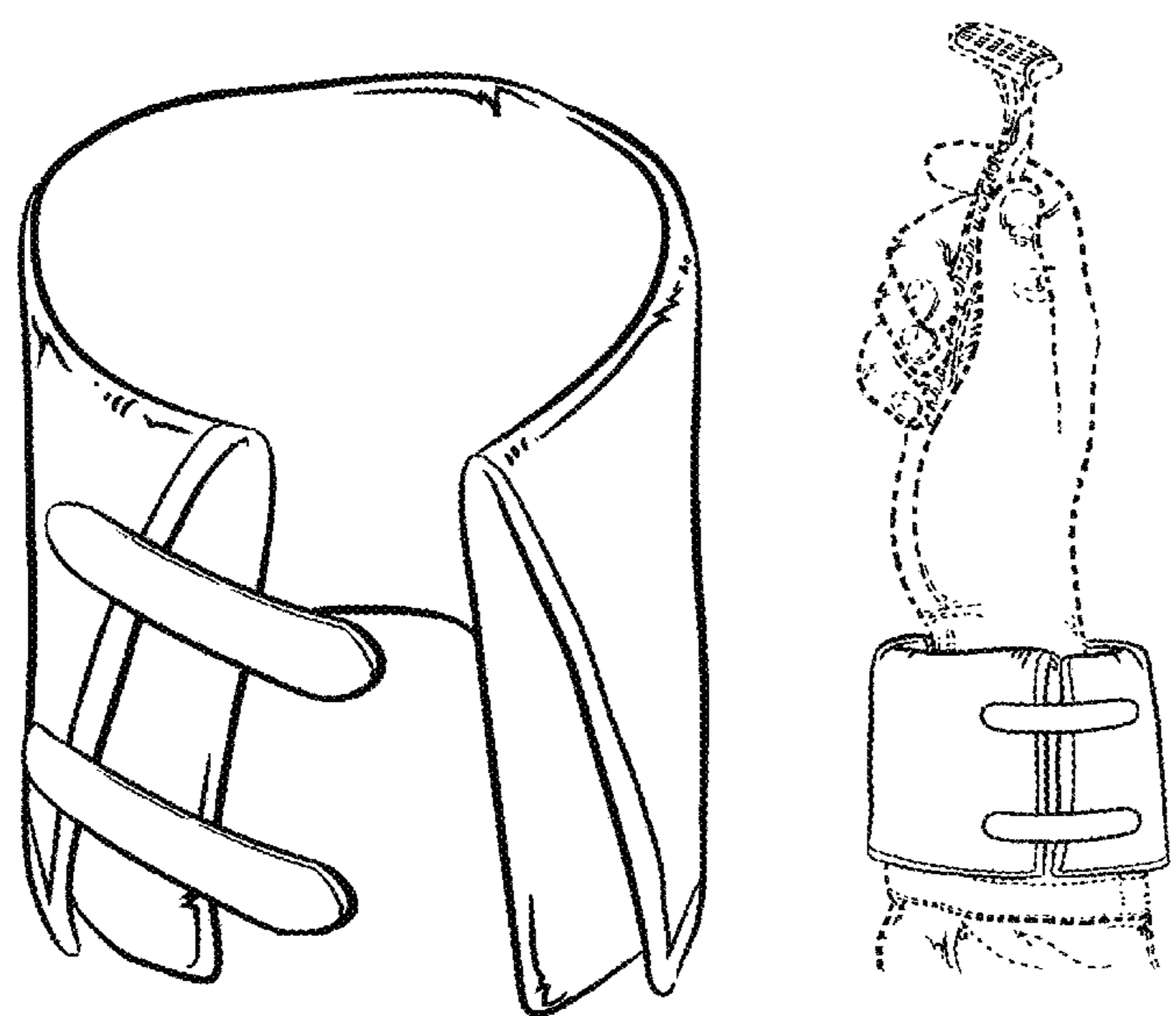
FIG. 5 is a perspective view of the foreign matter guard with adhesive tabs showing my new invention.

FIG. 6 displays the foreign matter guard with adhesive tabs in a position of use as applied to the shirt collar; and,

FIG. 7 displays the foreign matter guard with adhesive tabs in a position of use as applied to the pant waist.

The broken lines in the figure drawings illustrate environmental structures and form no part of the claimed design.

1 Claim, 5 Drawing Sheets



(56)

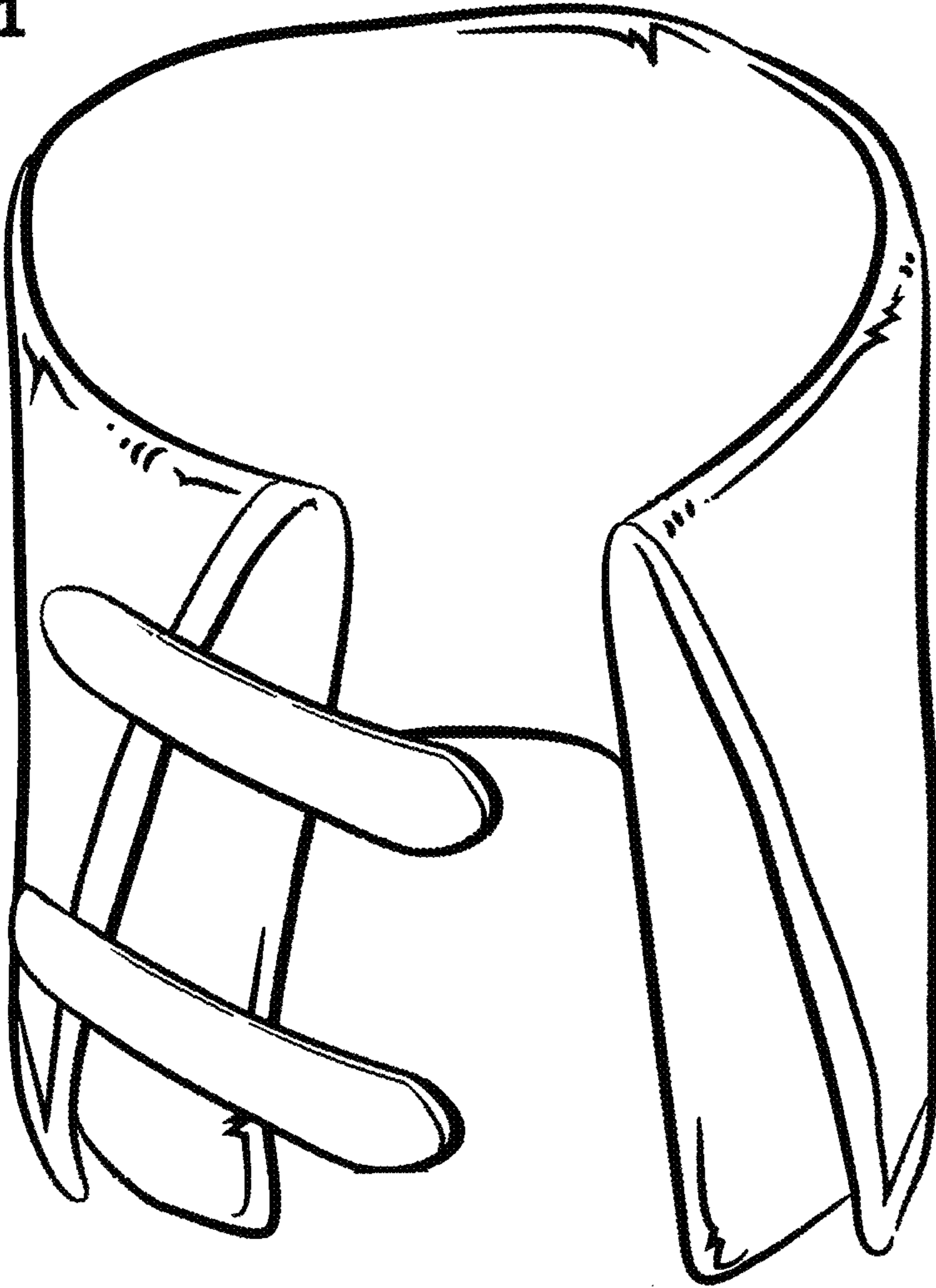
References Cited

U.S. PATENT DOCUMENTS

2,425,333	A *	8/1947	McCarl	A41B 7/12 2/59
2,500,985	A *	3/1950	Goetz	A41B 3/02 2/127
2,656,763	A *	10/1953	Frost	G08B 5/004 116/35 R
2,997,718	A *	8/1961	Jacobs	A41D 27/18 2/139
3,879,763	A *	4/1975	Smith	A41D 13/08 2/59
4,014,046	A *	3/1977	Craig	A41D 13/08 2/60
4,856,112	A *	8/1989	Effe	A41D 13/08 2/16
5,644,793	A *	7/1997	Lahaussois	A41D 13/08 2/16
6,205,593	B1 *	3/2001	Schaub, Jr.	A41D 17/00 2/22
7,086,092	B1 *	8/2006	Cruz	A41B 3/04 2/132
7,404,215	B2 *	7/2008	Allen	A41D 27/12 2/231
D634,900	S *	3/2011	Eff	D29/120.1
7,921,470	B2 *	4/2011	Doran	A41D 27/10 2/59
D782,163	S *	3/2017	Hester	D2/858

* cited by examiner

Fig. 1



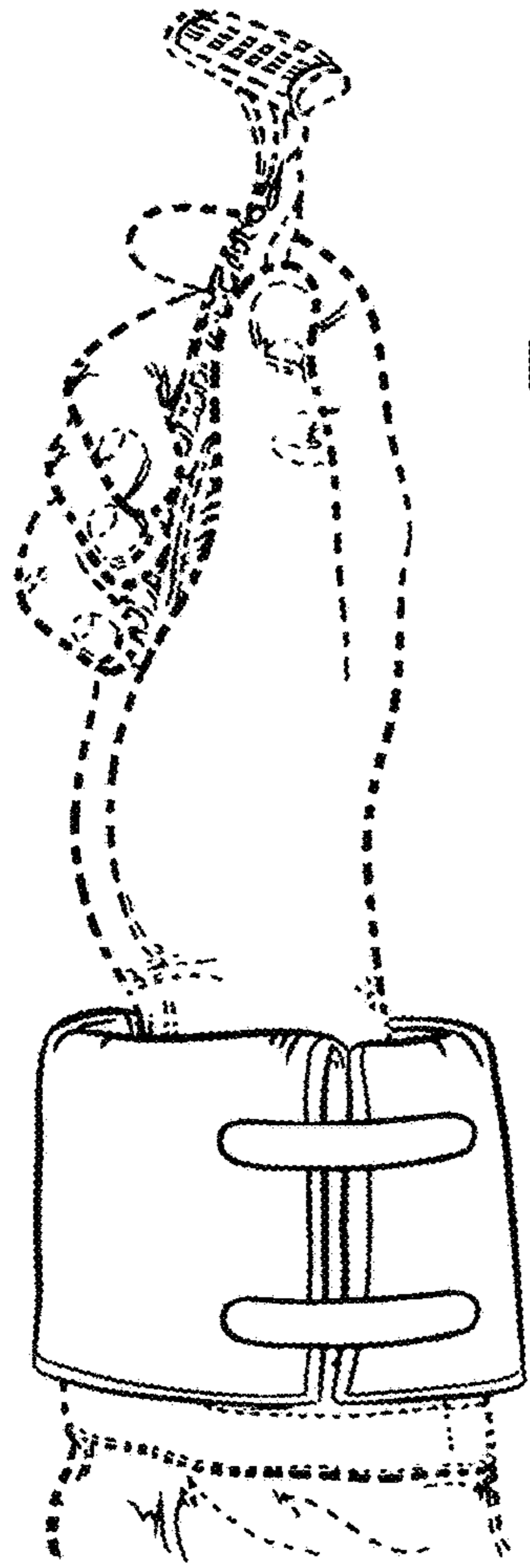


Fig. 2

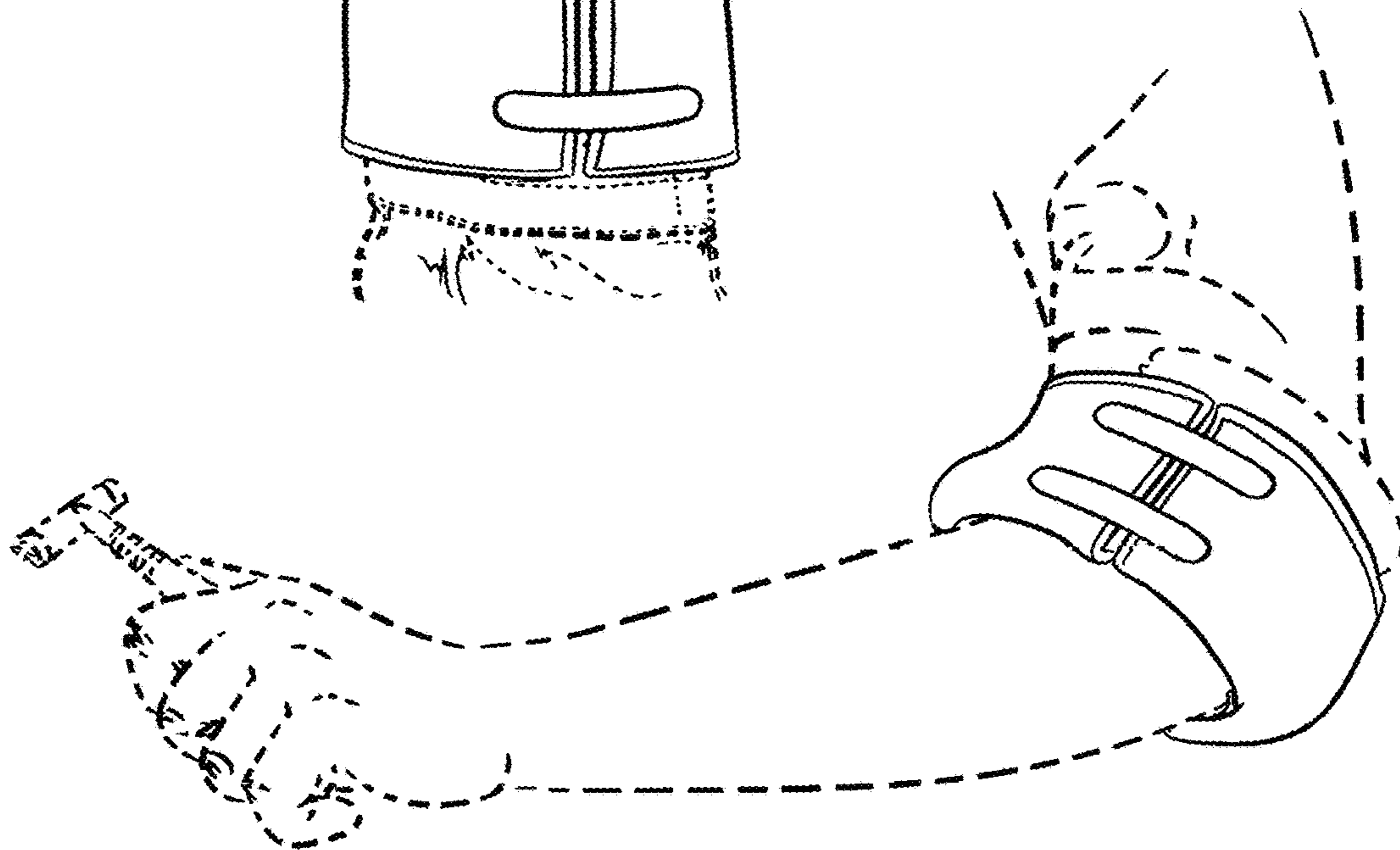


Fig. 3

Fig. 4

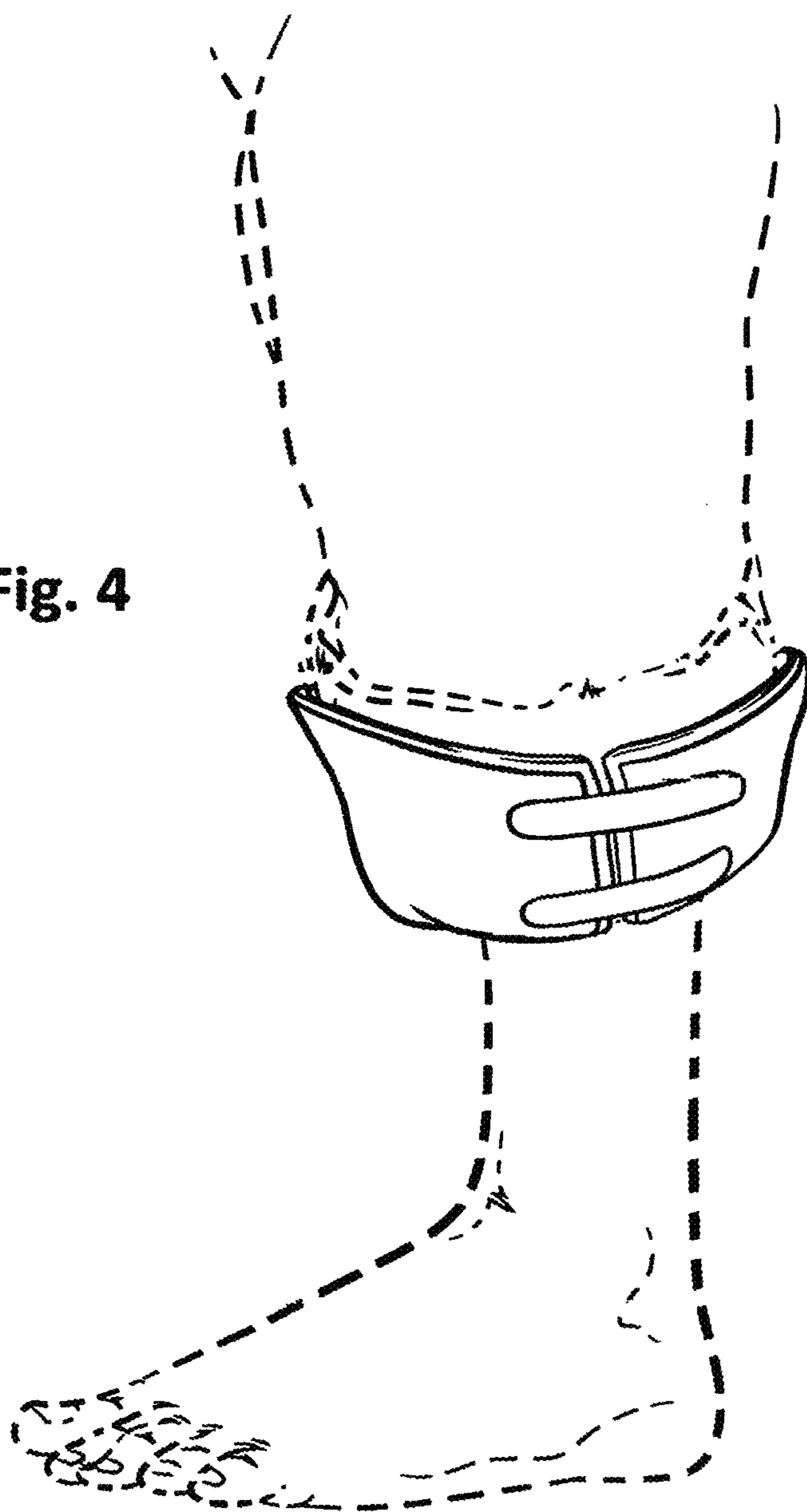


Fig. 5

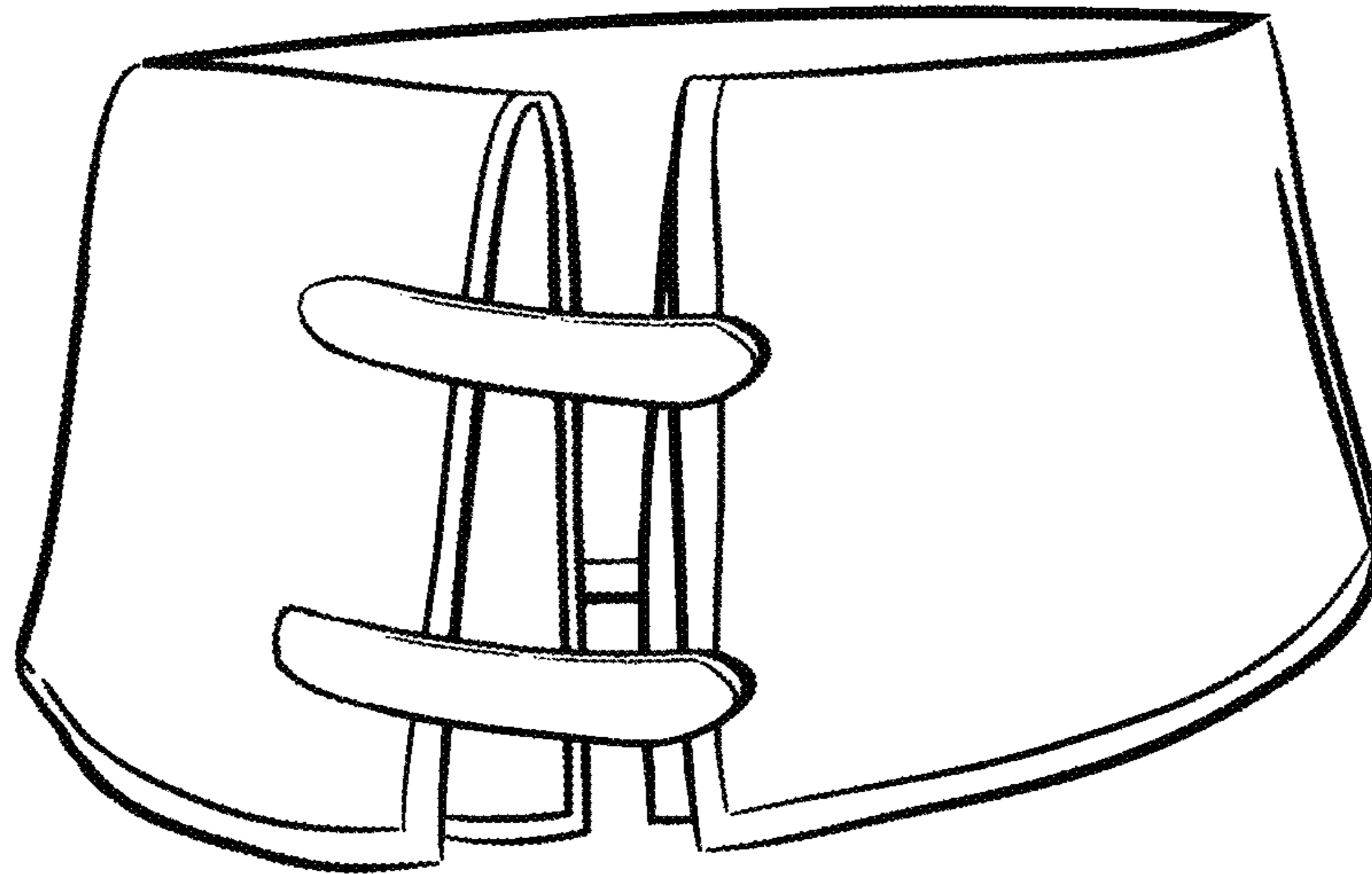


Fig. 6

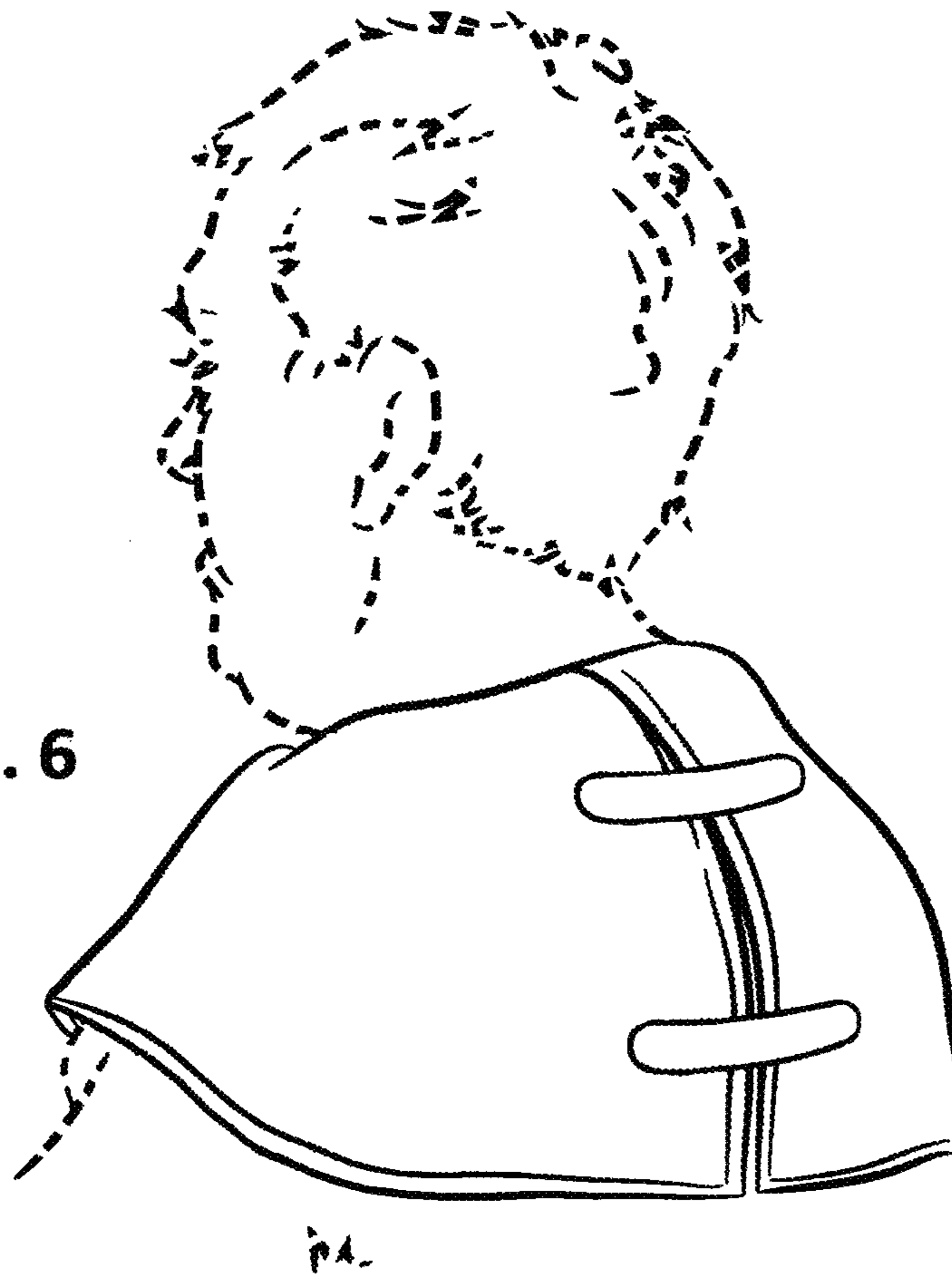


Fig. 7

