



US00D815775S

(12) **United States Design Patent** (10) **Patent No.:** **US D815,775 S**  
**Giannelli et al.** (45) **Date of Patent:** **\*\* Apr. 17, 2018**

(54) **RAZOR HOLDER**

(71) Applicant: **YORZ 4 RAZORS INC.**, Alexandria, VA (US)

(72) Inventors: **Gretchen Giannelli**, Alexandria, VA (US); **Vincenzo Giannelli**, Alexandria, VA (US)

(73) Assignee: **YORZ 4 RAZORS, INC.**, Alexandria, VA (US)

(\*\*) Term: **15 Years**

(21) Appl. No.: **29/568,722**

(22) Filed: **Jun. 21, 2016**

(51) **LOC (11) Cl.** ..... **28-03**

(52) **U.S. Cl.**  
USPC ..... **D28/48**; D8/107; D4/138

(58) **Field of Classification Search**  
USPC ..... D28/44, 45-48; D7/664, 393-396; D4/138; D8/107; 248/346.03  
CPC ..... B26B 21/54-21/60; B26B 21/00-21/06; B26B 21/08-21/4031; B26B 21/4043; B26B 21/4063; B26B 21/4062; B26B 21/4068-21/4075

See application file for complete search history.

(56) **References Cited**

**U.S. PATENT DOCUMENTS**

D346,880 S *	5/1994	Meisner	.....	D28/48
D392,104 S *	3/1998	Berti	.....	D4/138
D427,030 S *	6/2000	Wen	.....	D8/1
D533,397 S *	12/2006	Zemel	.....	D7/395
D541,986 S *	5/2007	Drivas	.....	D28/45
D560,032 S *	1/2008	Lopez	.....	D28/48
9,718,200 B2 *	8/2017	Dryfhout	.....	B26B 21/16

**OTHER PUBLICATIONS**

Harman Hanger Grips, www.harman.com, 1 page.\*

\* cited by examiner

*Primary Examiner* — Jennifer Rivard

(74) *Attorney, Agent, or Firm* — Cermak Nakajima & McGowan LLP; Adam J. Cermak

(57) **CLAIM**

The ornamental design for a razor holder, as shown and described.

**DESCRIPTION**

FIG. 1 is a bottom, right, front perspective view of a razor holder showing my new design;

FIG. 2 is a front elevational view of the razor holder shown in FIG. 1;

FIG. 3 is a bottom plan view of the razor holder shown in FIG. 1;

FIG. 4 is a top plan view of the razor holder shown in FIG. 1;

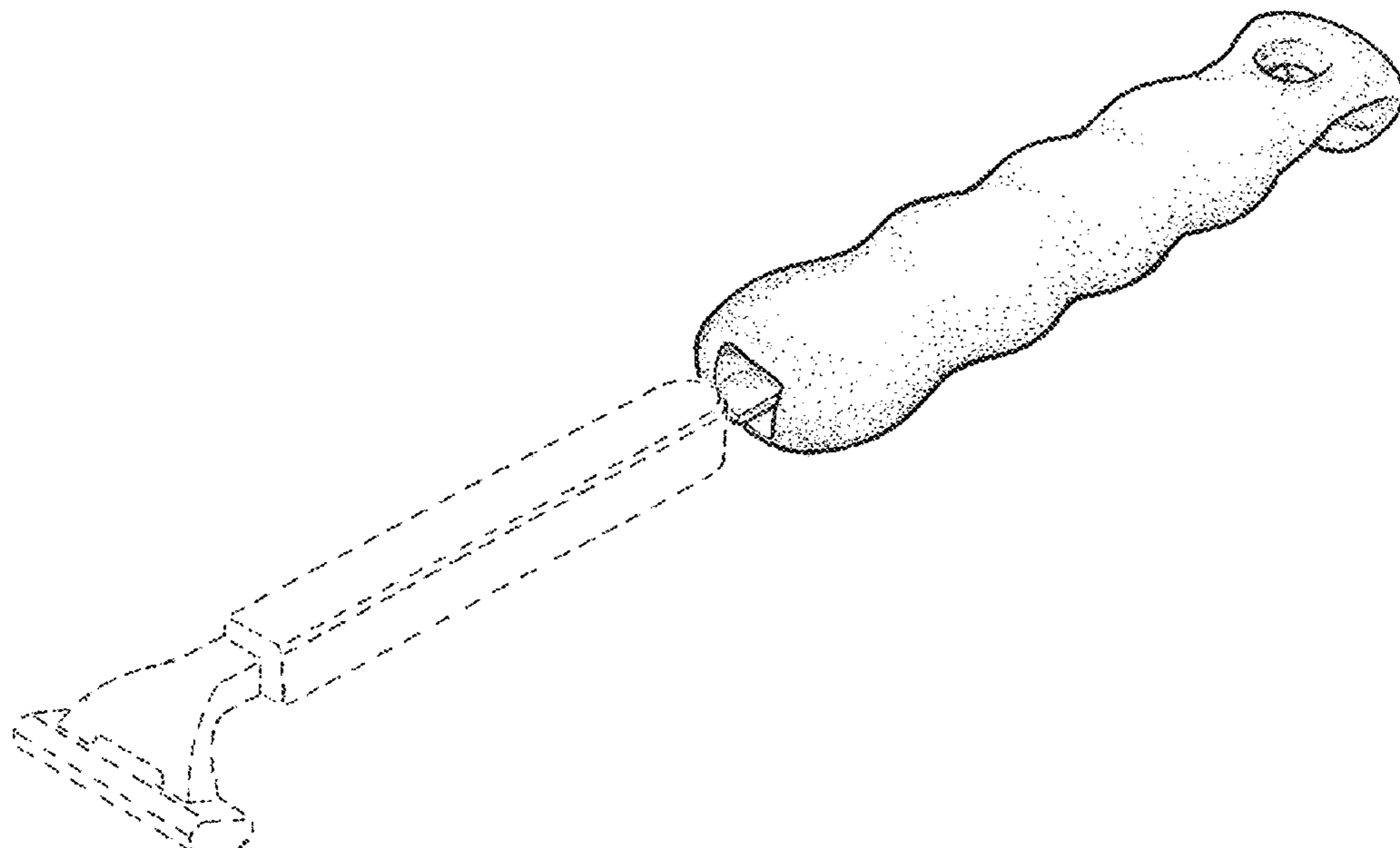
FIG. 5 is a rear elevational view of the razor holder shown in FIG. 1;

FIG. 6 is a right side elevational view of the razor holder shown in FIG. 1, the left side elevational view being a mirror image thereof; and,

FIG. 7 is a bottom, right, front perspective view of the razor holder shown in FIG. 1, with a safety razor illustrated in phantom.

The phantom line disclosure of internal portions of the razor holder illustrated in FIG. 3 forms no part of the claimed design. The phantom line disclosure of the safety razor illustrates the environment and forms no part of the claimed design.

**1 Claim, 4 Drawing Sheets**



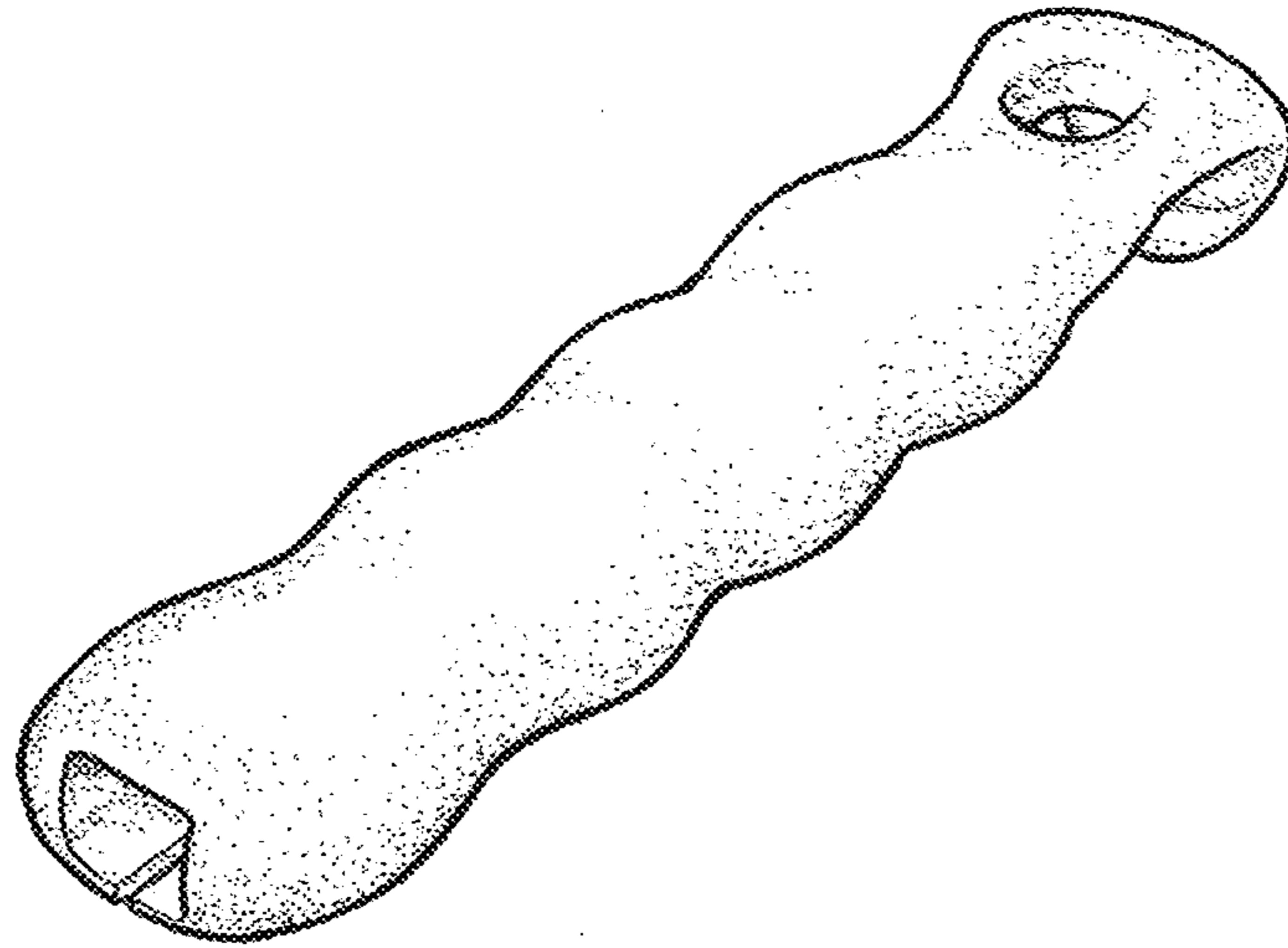


FIG. 1




FIG. 2

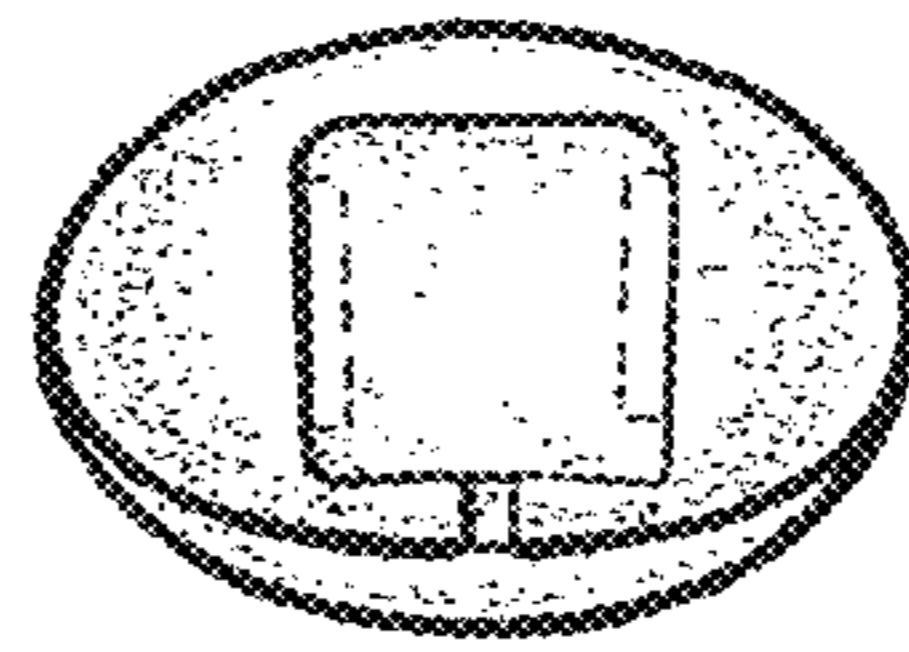


FIG. 3

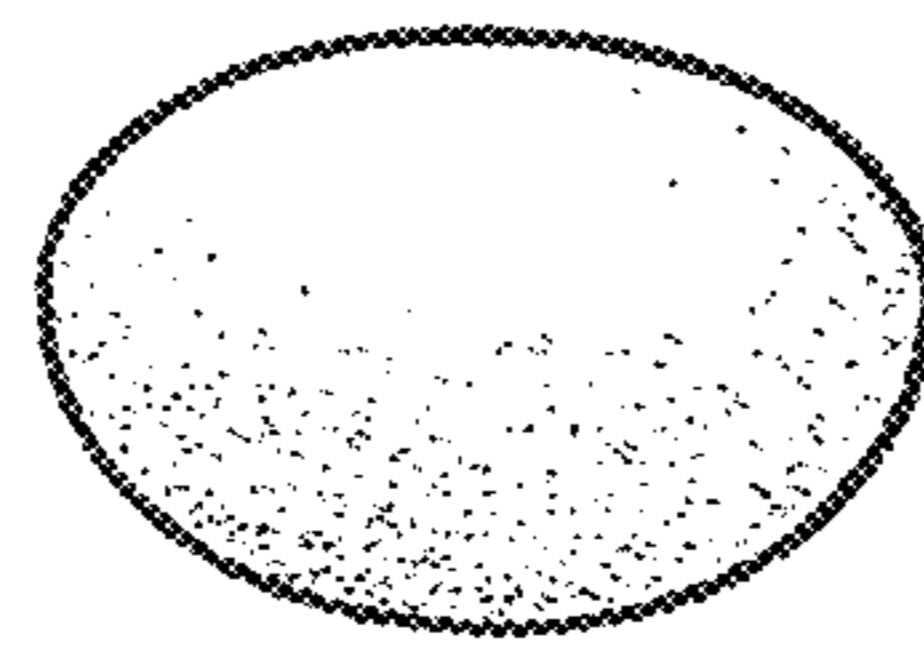


FIG. 4

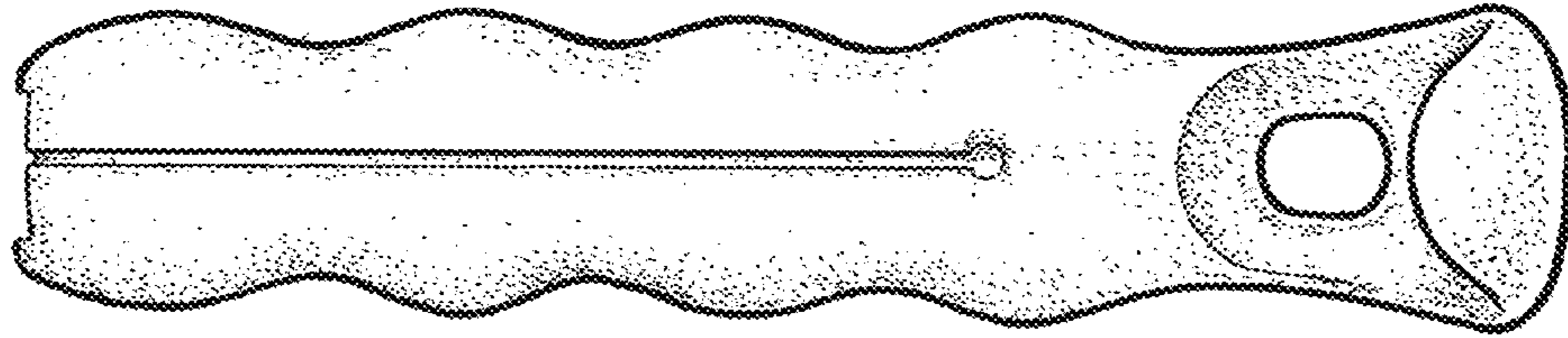


FIG. 5




FIG. 6

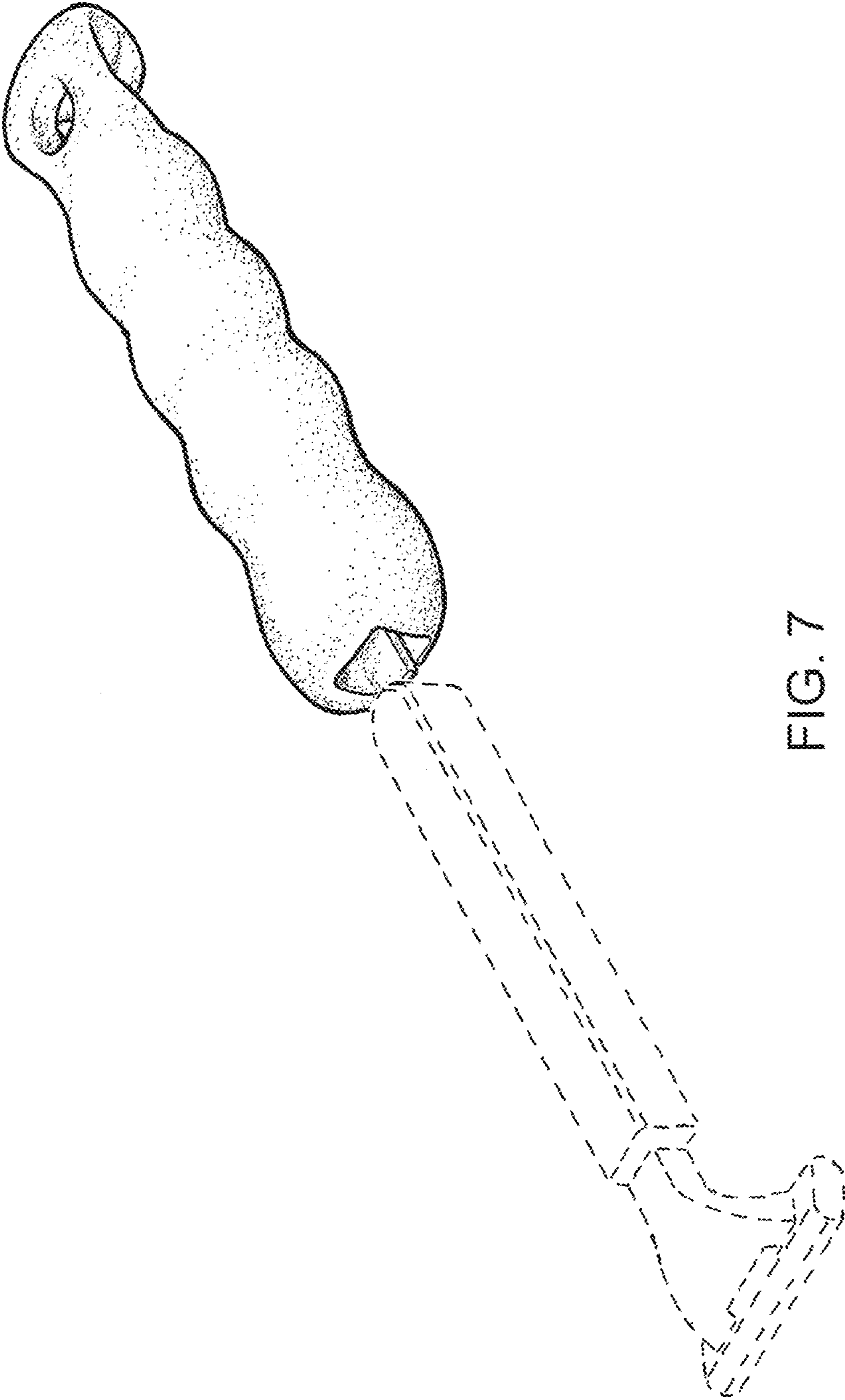


FIG. 7