



US00D815774S

(12) **United States Design Patent**  
**Mercier**

(10) **Patent No.:** **US D815,774 S**  
(45) **Date of Patent:** **\*\* Apr. 17, 2018**

(54) **HAIR STYLING DEVICE**

(71) Applicant: **M.R.T.R. MERCIER LTD.**, Tel Aviv (IL)

(72) Inventor: **Michel Mercier**, Herzlia (IL)

(73) Assignee: **M.R.T.R. MERCIER LTD.**, Tel Aviv (IL)

(\*\*) Term: **15 Years**

(21) Appl. No.: **29/554,904**

(22) Filed: **Feb. 17, 2016**

(51) **LOC (11) Cl.** ..... **28-03**

(52) **U.S. Cl.**  
USPC ..... **D28/25**

(58) **Field of Classification Search**  
USPC ..... D4/104, 114, 125, 132, 133, 136;  
D28/10, 13, 15, 18, 21–22, 27–33, 35,  
D28/39–43; D1/107, 111, 199;  
D30/158–159, 162

CPC ..... A46B 9/023; A46B 9/02; A46B 9/028;  
A46B 1/00; A46B 3/00; A46B 5/00;  
A46B 5/0054; A46B 5/021; A46B 7/00;  
A46B 9/021; A46B 3/023; A46B 9/025;  
A46B 9/026; A46B 9/04; A46B 15/003;  
A46B 15/0059; A46B 2200/102; A46B  
2200/104; B29L 2021/00; B29L  
2021/005; A45D 1/10; A45D 1/18; A45D  
2/001; A45D 2/002; A45D 2/2471; A45D  
8/12; A45D 19/0008; A45D 2019/0041;  
A45D 20/12; A45D 20/122; A45D  
2020/128; A45D 20/48; A45D 20/52;  
A45D 24/00; A45D 24/02; A45D 24/22

See application file for complete search history.

(56) **References Cited**

**U.S. PATENT DOCUMENTS**

3,459,199 A 8/1969 Connell  
D307,217 S \* 4/1990 Fong ..... D4/132

D372,336 S \* 7/1996 Kip ..... D28/18  
D401,382 S \* 11/1998 Seifert ..... D28/13  
D599,954 S \* 9/2009 Michaels ..... D28/30  
D604,011 S \* 11/2009 Leung ..... D28/13  
D631,604 S \* 1/2011 Michaels ..... D28/30  
D716,493 S \* 10/2014 Michaels ..... A45D 24/00  
D28/30  
D765,911 S \* 9/2016 Hollinger ..... D28/15  
(Continued)

**FOREIGN PATENT DOCUMENTS**

DE 2444026 A1 3/1976  
EP 3635222 A2 1/1995

(Continued)

*Primary Examiner* — Shannon W Morgan  
*Assistant Examiner* — Debra A Callahan  
(74) *Attorney, Agent, or Firm* — Heslin Rothenberg  
Farley & Mesiti P.C.

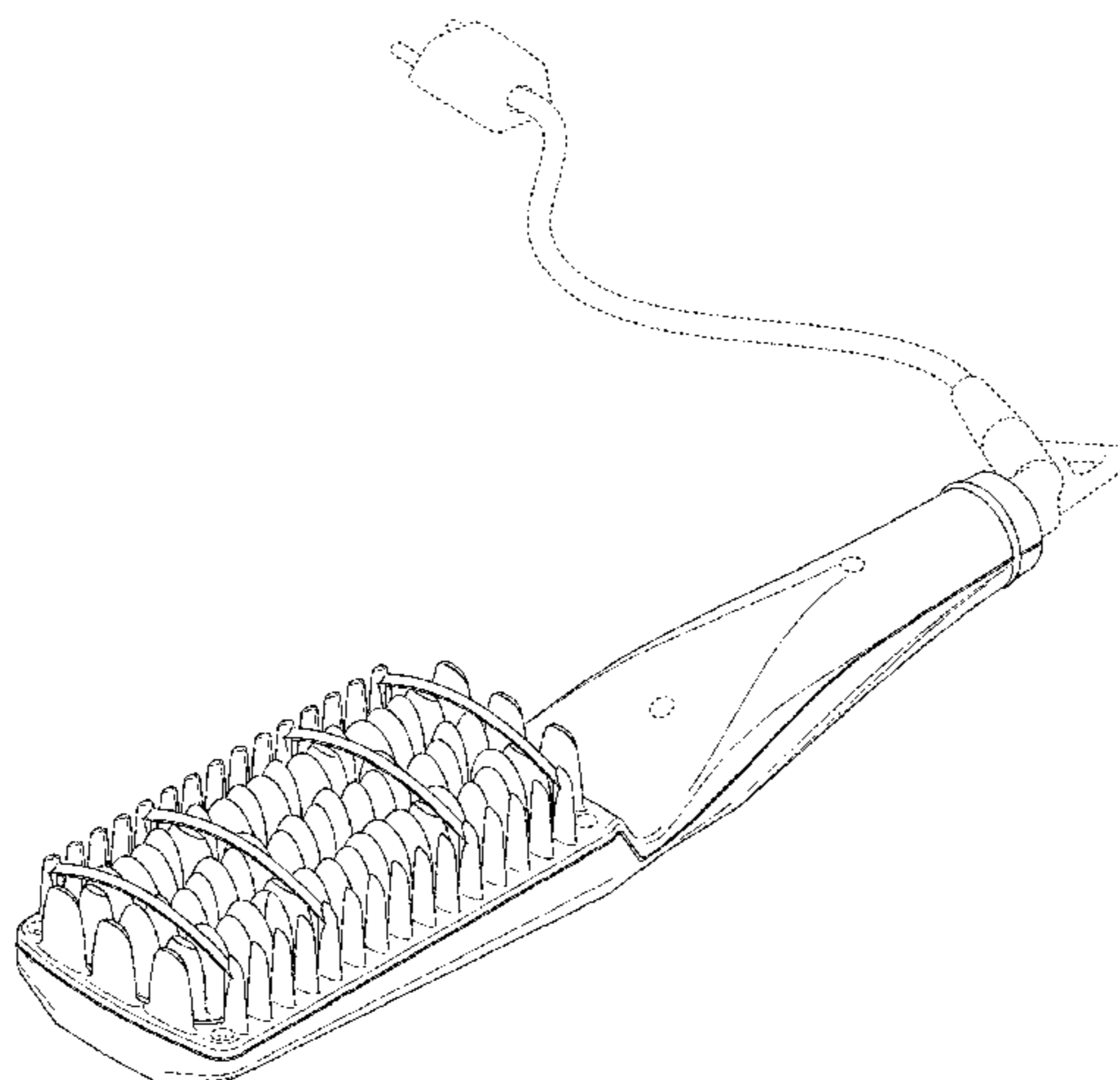
(57) **CLAIM**

The ornamental design for a hair styling device, as shown and described.

**DESCRIPTION**

FIG. 1 front view of a hair styling device in accordance with the present invention;  
FIG. 2 is a rear view of the hair styling device of FIG. 1;  
FIG. 3 is a left side view of the hair styling device of FIG. 1;  
FIG. 4 is a right side view of the hair styling device of FIG. 1;  
FIG. 5 is a top view of the hair styling device of FIG. 1;  
FIG. 6 is a bottom view of the hair styling device of FIG. 1;  
and,  
FIG. 7 is a perspective view of the hair styling device of FIG. 1.  
The broken lines show portions of the hair styling device that form no part of the claimed design.

**1 Claim, 7 Drawing Sheets**



(56)

**References Cited**

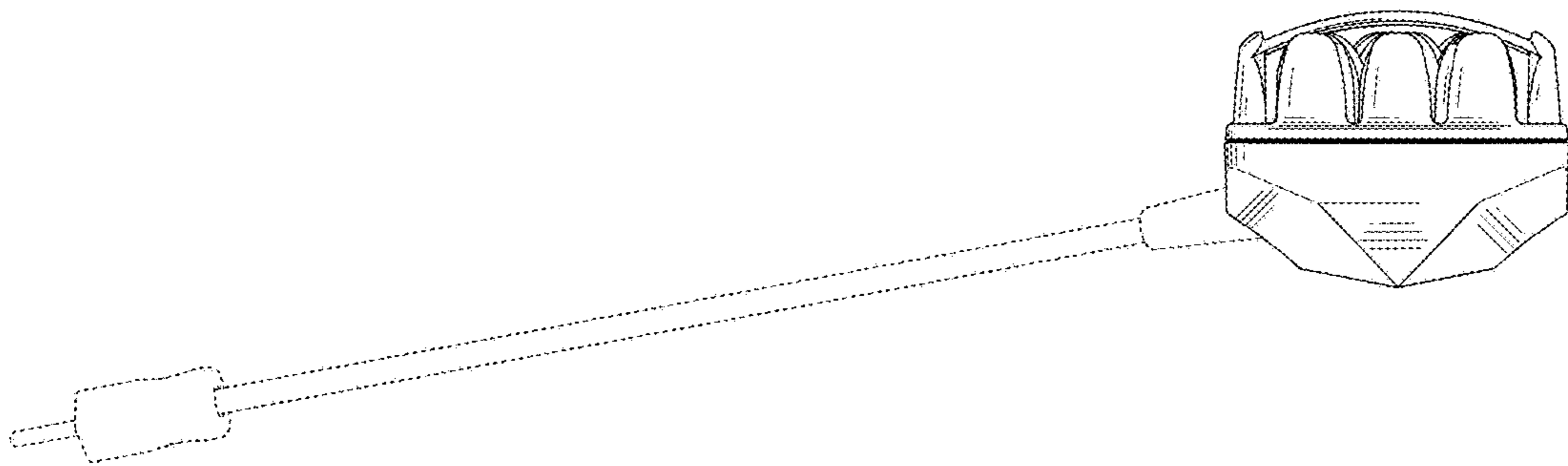
U.S. PATENT DOCUMENTS

D771,310 S \* 11/2016 He ..... D28/15  
2008/0017217 A1\* 1/2008 Leung ..... A45D 20/525  
132/313  
2012/0080047 A1\* 4/2012 Glucksman ..... A45D 20/48  
132/223  
2012/0123305 A1\* 5/2012 Pearl ..... A61N 5/0617  
601/15  
2012/0167323 A1 7/2012 Williams  
2013/0074867 A1 3/2013 Leung  
2016/0262518 A1\* 9/2016 Guy-Rabi ..... A45D 2/001

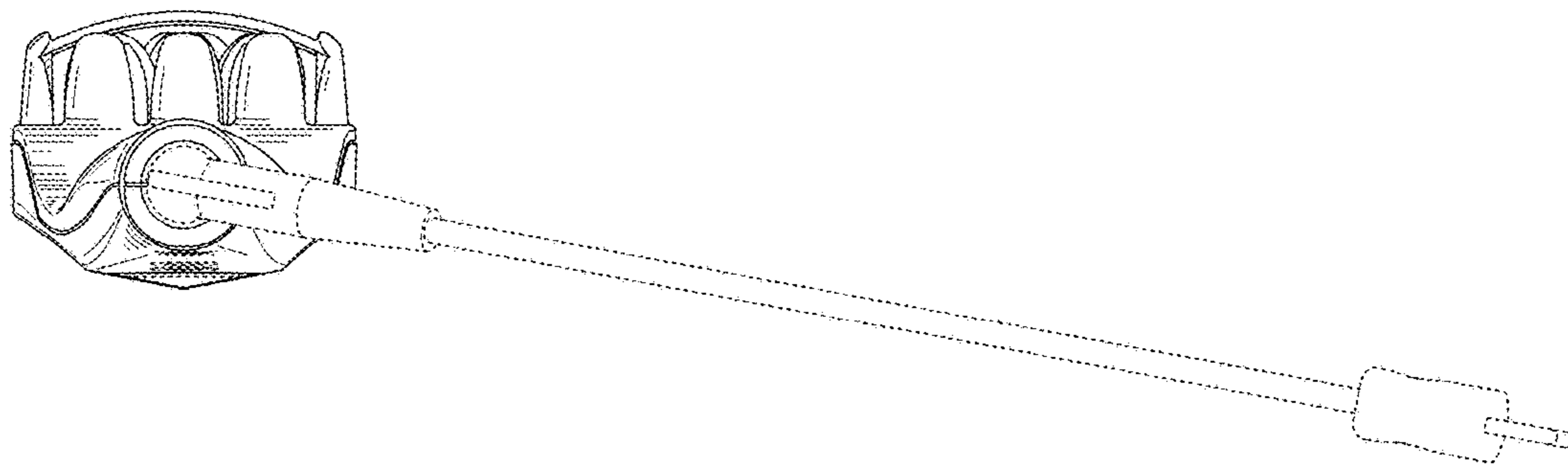
FOREIGN PATENT DOCUMENTS

GB 2474364 A 4/2011  
WO 2013171732 A1 11/2013  
WO 2013171750 A1 11/2013

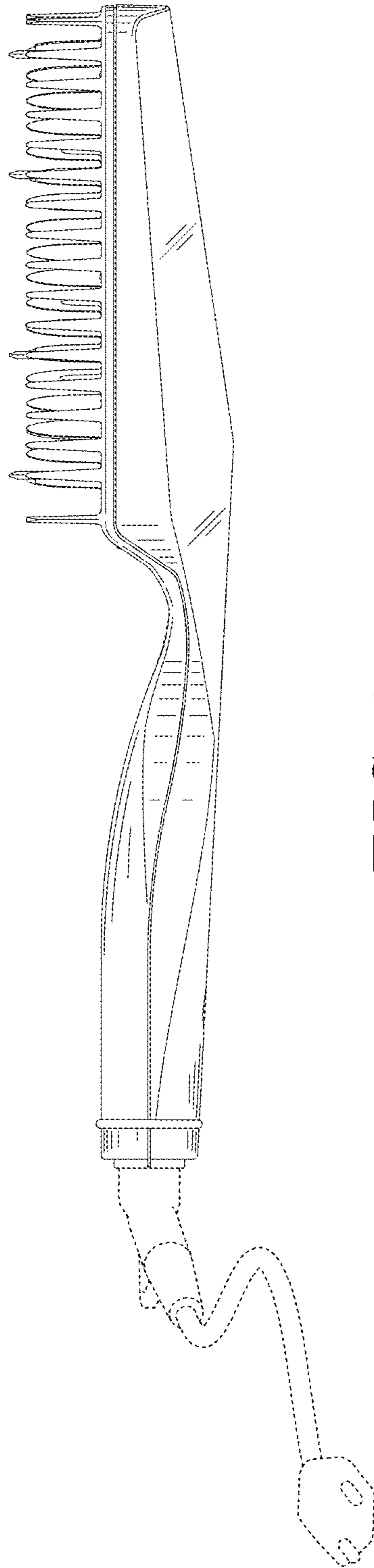
\* cited by examiner



*FIG. 1*



*FIG. 2*



**FIG. 3**

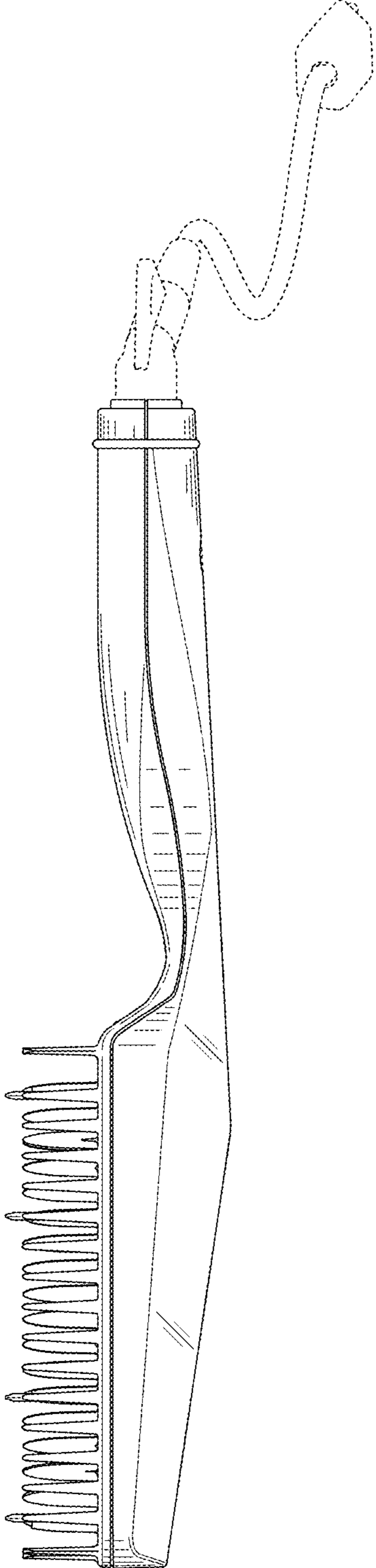
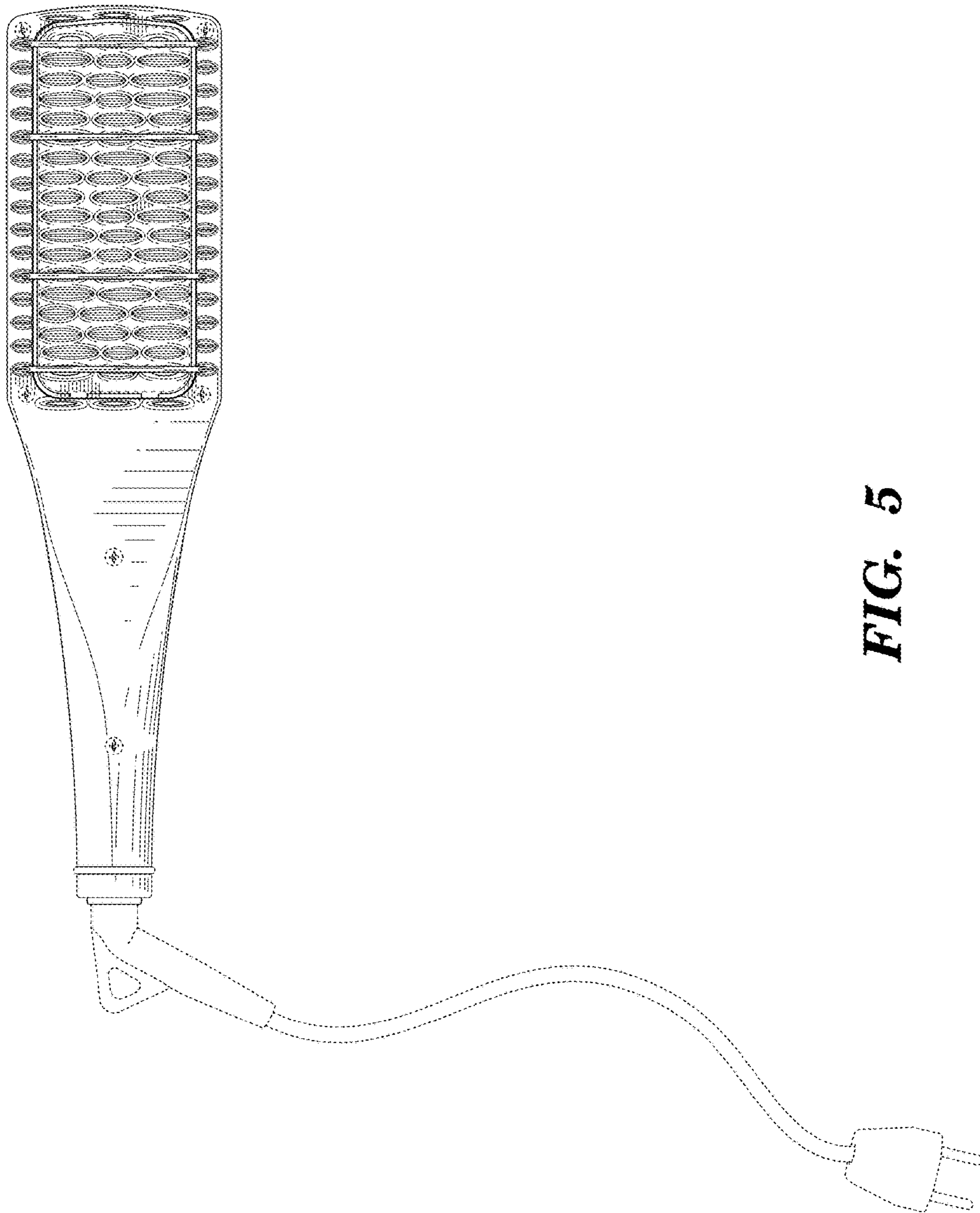
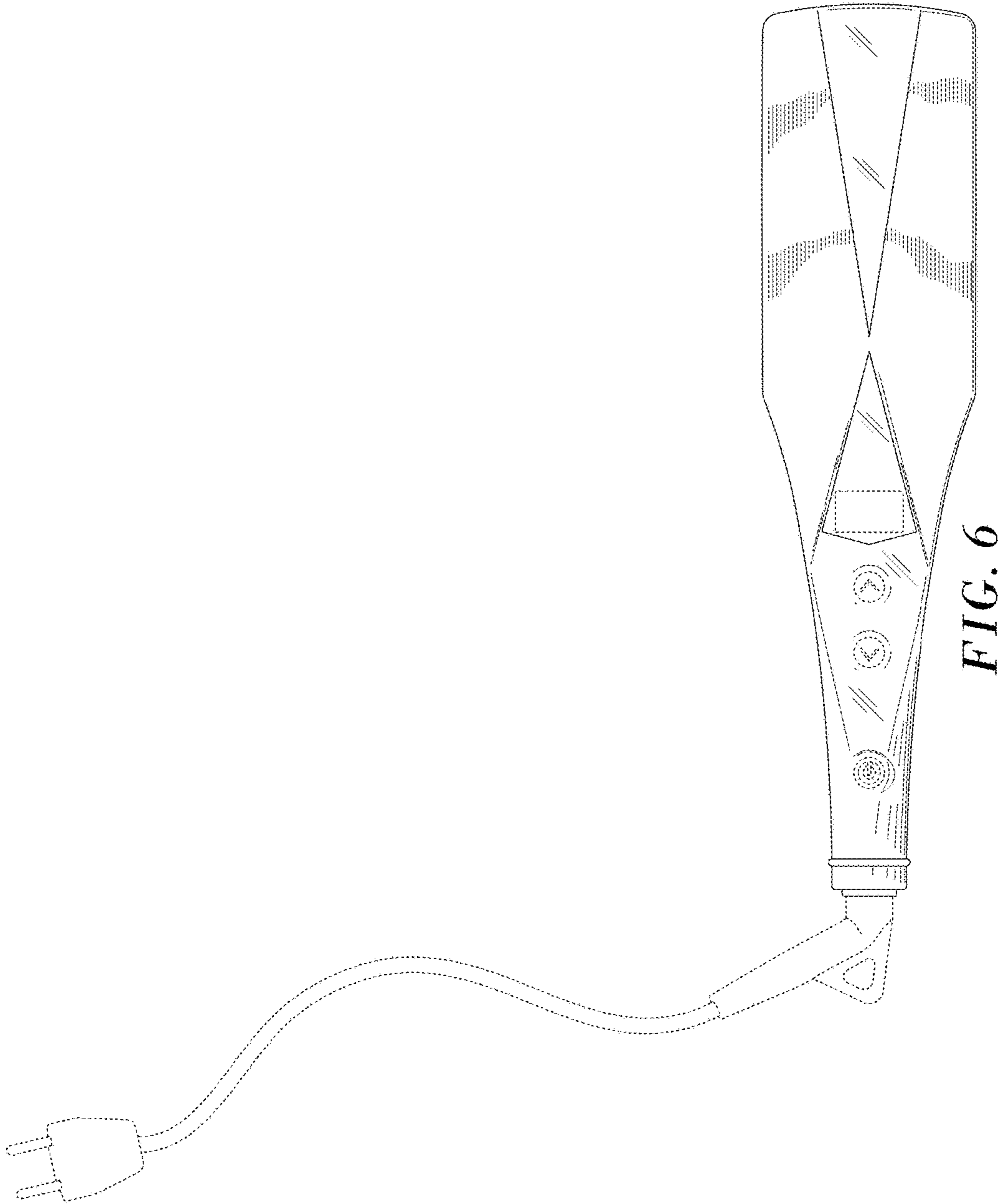


FIG. 4

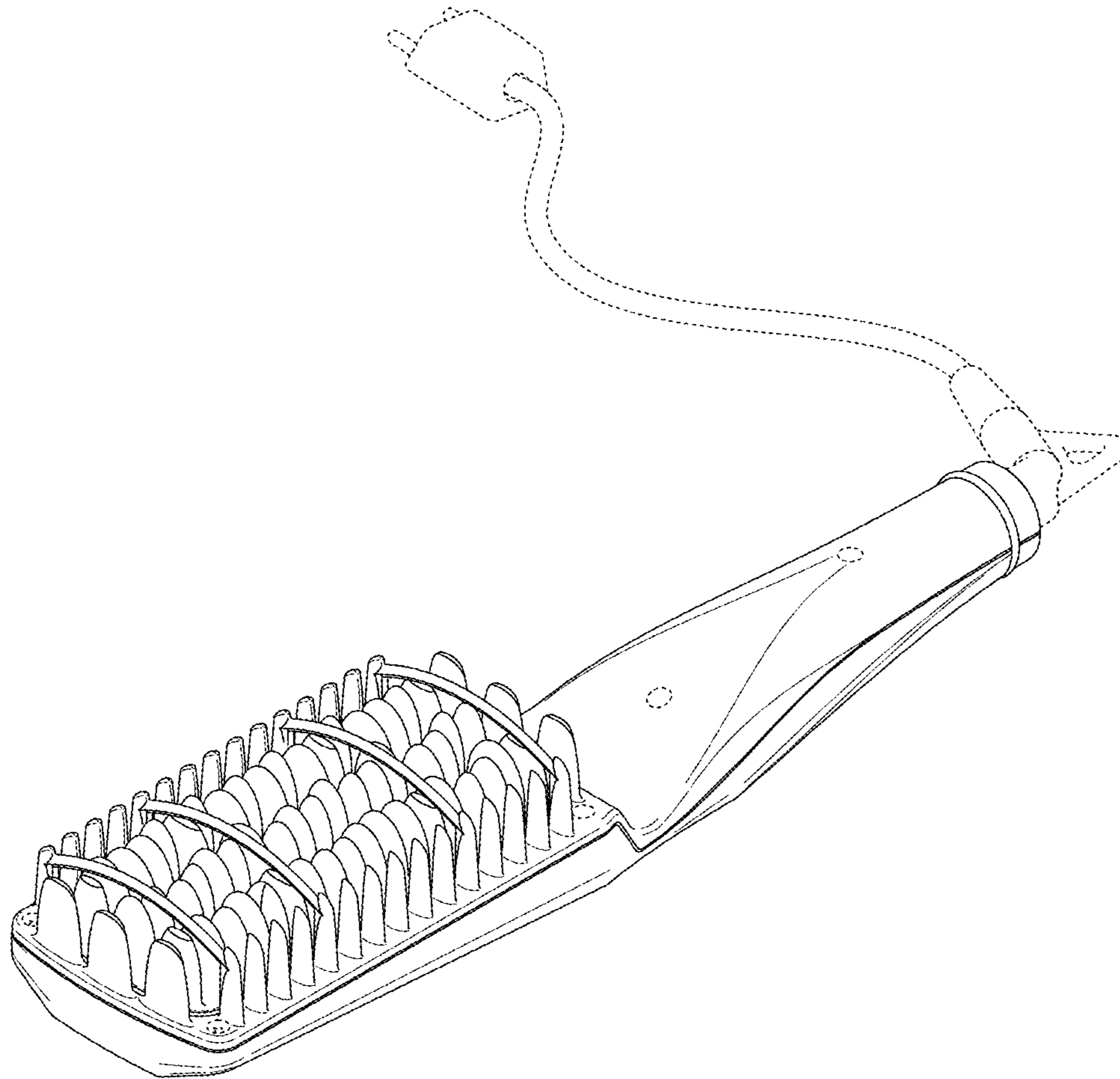




**FIG. 5**







**FIG. 7**