



US00D815772S

(12) **United States Design Patent** (10) **Patent No.:** **US D815,772 S**
Torres Torres et al. (45) **Date of Patent:** **** Apr. 17, 2018**

(54) **CATENARY LIGHT**
(71) Applicant: **LANDSCAPE FORMS, INC.**,
Kalamazoo, MI (US)
(72) Inventors: **Rodrigo Andres Torres Torres**,
Chia-Cundinamarca (CO); **Efrain E. Velez**,
Kalamazoo, MI (US)
(73) Assignee: **LANDSCAPE FORMS, INC.**,
Kalamazoo, MI (US)
(**) Term: **15 Years**
(21) Appl. No.: **29/576,774**
(22) Filed: **Sep. 7, 2016**
(51) **LOC (11) Cl.** **26-03**
(52) **U.S. Cl.**
USPC **D26/89**
(58) **Field of Classification Search**
USPC D26/63, 67-72, 85, 87, 89, 92, 118
CPC .. F21S 8/033; F21S 8/085; F21S 8/086; F21S
8/068; F21S 9/03; F21S 9/037; F21W
2131/103; F21W 2131/107; F21W
2131/109
See application file for complete search history.

(56) **References Cited**
U.S. PATENT DOCUMENTS
D186,547 S * 11/1959 Burton D26/69
D195,094 S * 4/1963 Hisky D26/71
D251,930 S * 5/1979 Didone D26/107
D387,459 S * 12/1997 Cool D26/68
D507,841 S * 7/2005 Mendelsohn D26/63
D555,279 S * 11/2007 Schneider D26/71
D559,430 S * 1/2008 Kuo D26/28
D600,847 S * 9/2009 Wung D26/71
D620,171 S * 7/2010 Pauschitz D26/71
D626,679 S * 11/2010 Verelst D26/85
D643,139 S * 8/2011 Sprengers D26/68
D659,274 S * 5/2012 Valcarcel D26/71

D662,249 S * 6/2012 Wauters D26/85
D676,997 S * 2/2013 Tang D26/87
D687,176 S * 7/2013 Degn D26/71
D700,730 S * 3/2014 Behar D26/69
D717,987 S * 11/2014 Prommel D26/70
D734,522 S * 7/2015 Coulbeaut D26/63
D743,609 S * 11/2015 Verelst D26/68
D772,464 S * 11/2016 Wu D26/68
D783,194 S * 4/2017 Camarota D26/89
D795,484 S * 8/2017 Sonneman D26/68
D797,343 S * 9/2017 Torres Torres D26/68
2014/0239717 A1* 8/2014 Prommel H02J 7/355
307/18

(Continued)

OTHER PUBLICATIONS

Nagy street light, manufactured by Maset, designed by Joan Verdugo, printout available online on Aug. 25, 2016 at: <https://www.architonic.com/en/product/maset-nagy/1030569>, 1 page.

Primary Examiner — Clare E Heflin
(74) *Attorney, Agent, or Firm* — Heslin Rothenberg Farley & Mesiti P.C.

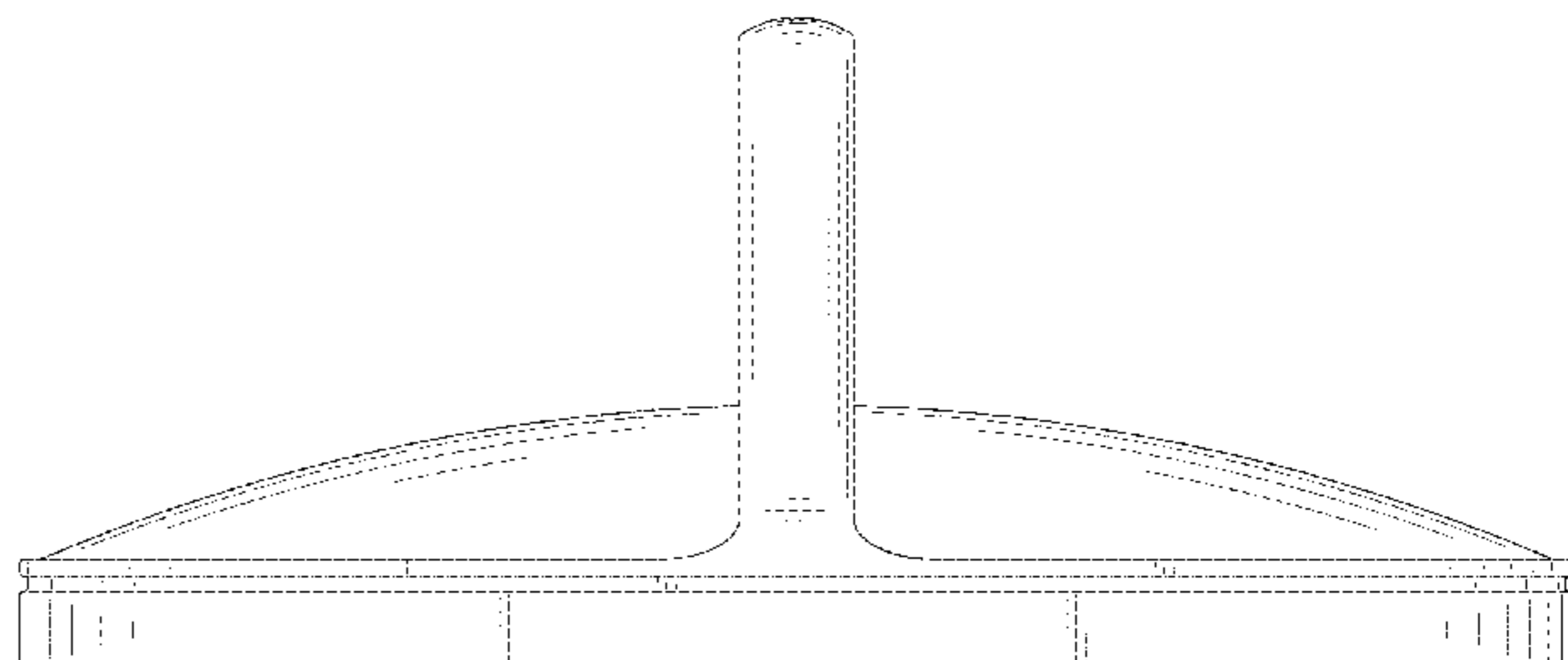
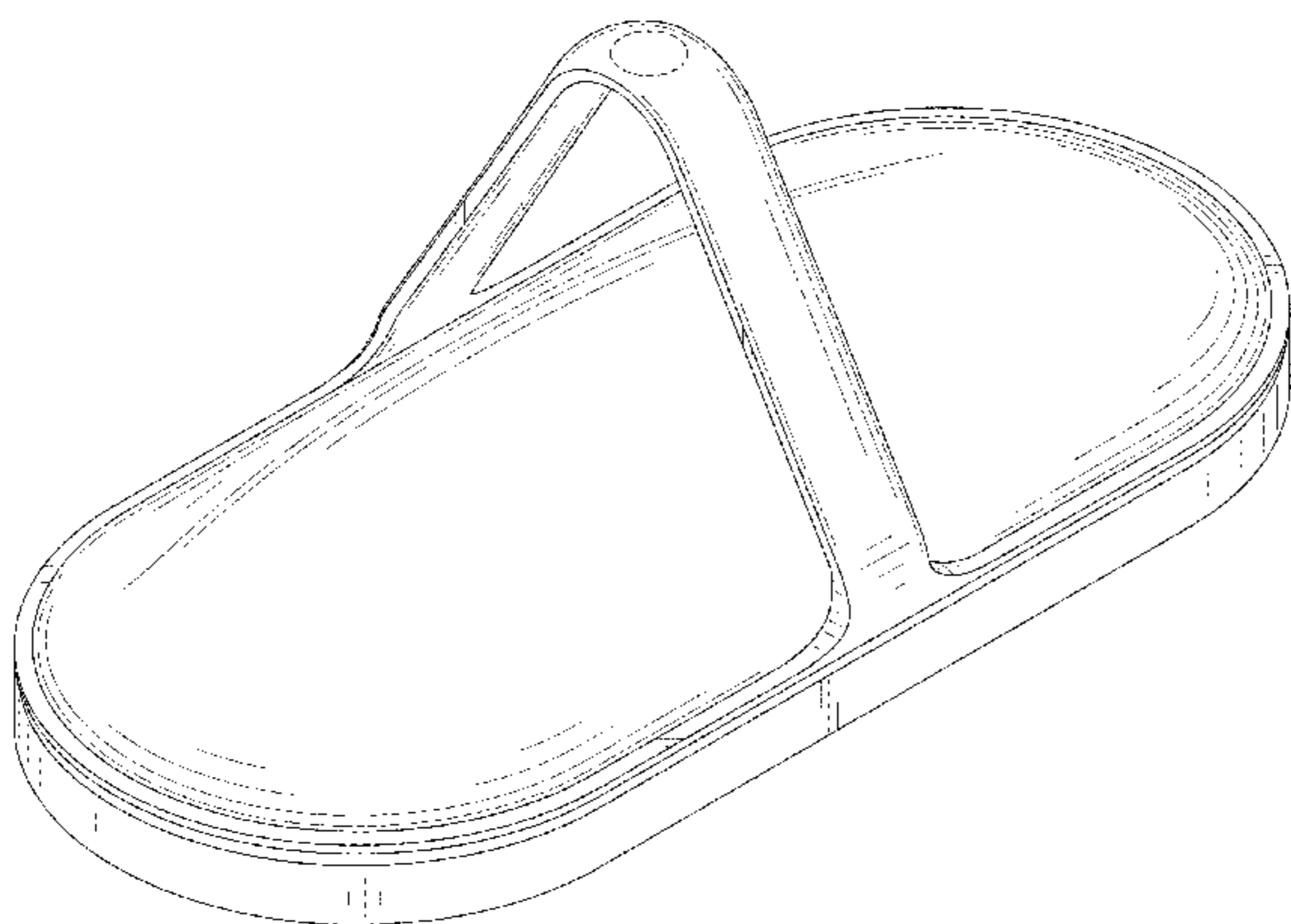
(57) **CLAIM**

The ornamental design for a catenary light, as shown and described.

DESCRIPTION

FIG. 1 is a perspective view of the catenary light of the present design;
FIG. 2 is a front elevation view thereof, the rear elevation view being identical thereto;
FIG. 3 is a right side elevation view thereof, the left side elevation view being identical thereto;
FIG. 4 is top plan view thereof; and,
FIG. 5 is a bottom plan view thereof.
The broken lines in the figures illustrate portions of the catenary light that are not claimed.

1 Claim, 5 Drawing Sheets



(56)

References Cited

U.S. PATENT DOCUMENTS

2015/0145698 A1* 5/2015 Werner H05B 37/0218
340/928

* cited by examiner

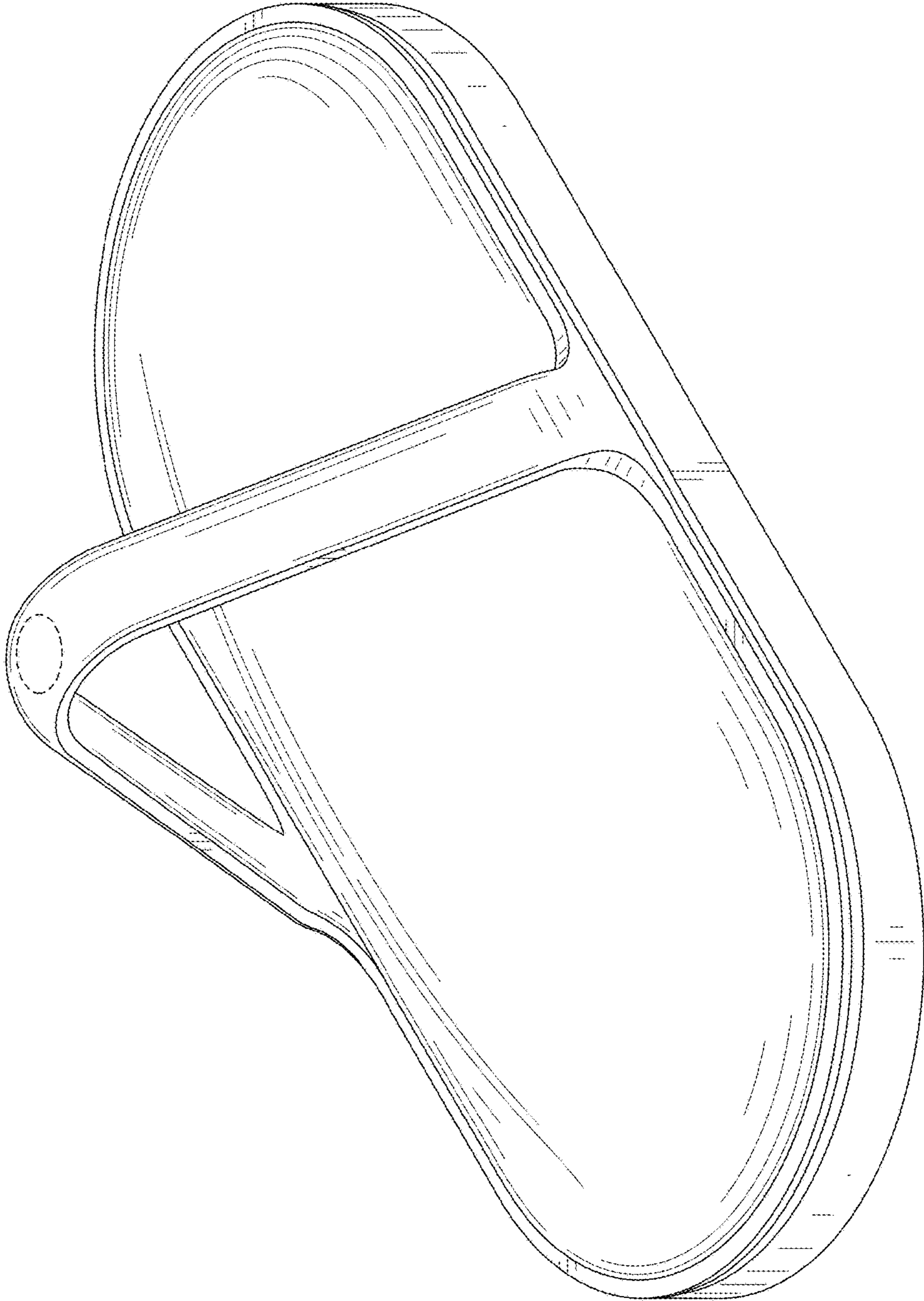


FIG. 1

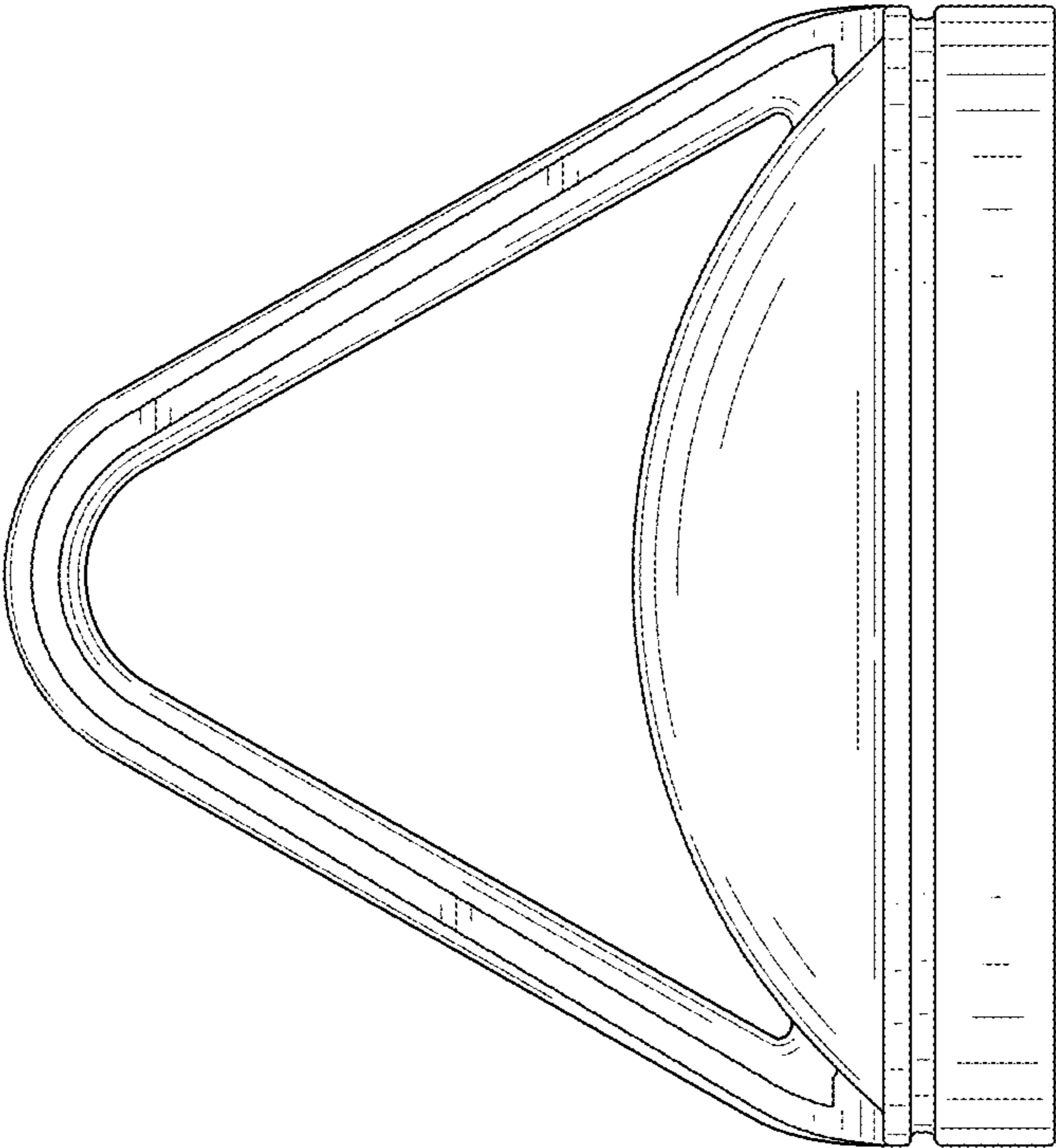


FIG. 2

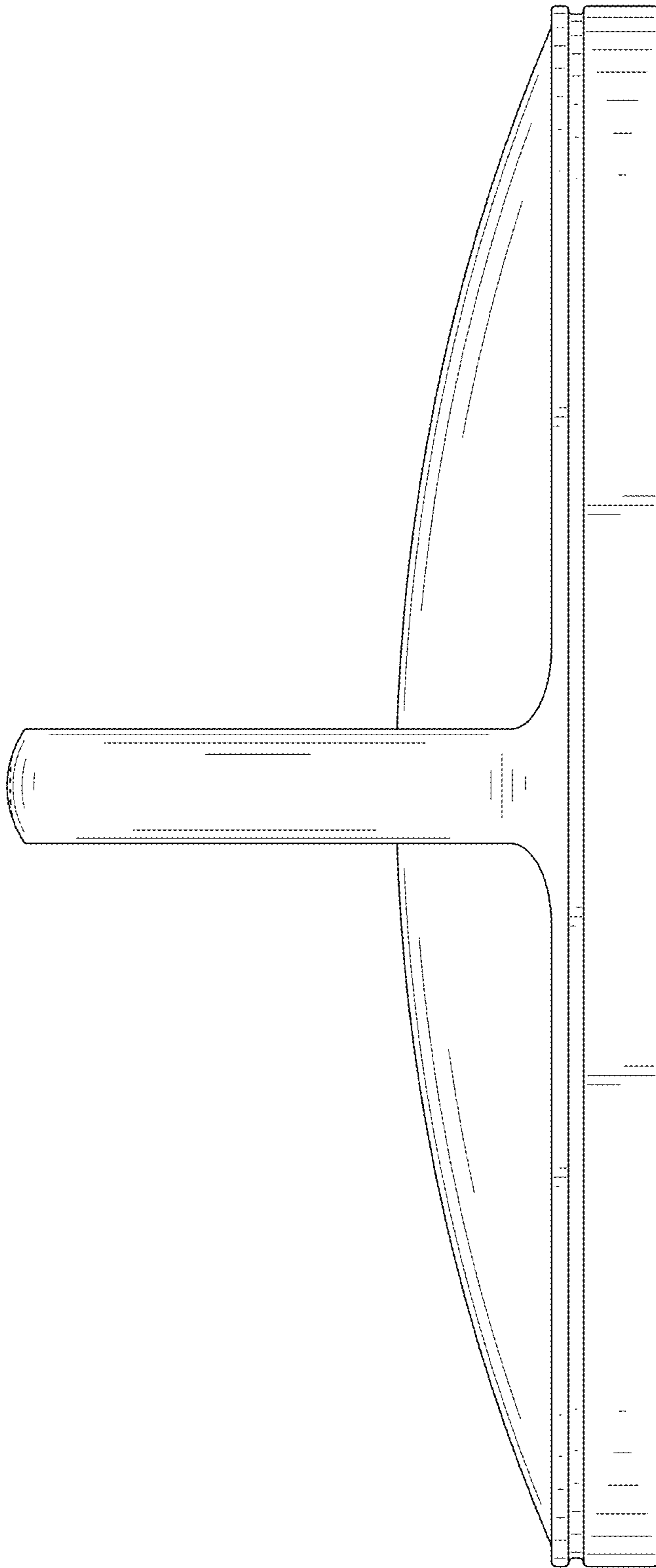


FIG. 3




FIG. 4

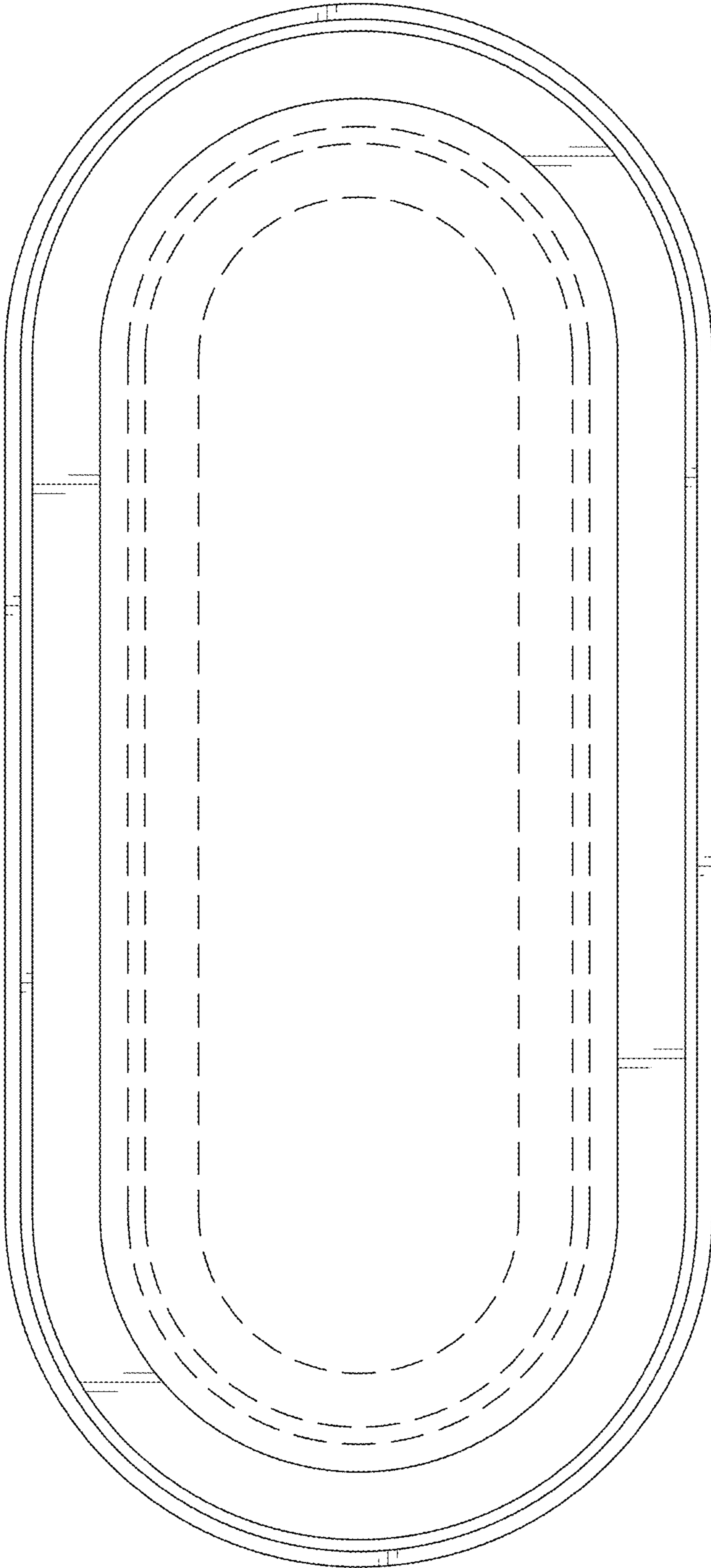


FIG. 5