



US00D815760S

(12) **United States Design Patent**
Nash et al.

(10) **Patent No.:** **US D815,760 S**
(45) **Date of Patent:** **** Apr. 17, 2018**

- (54) **SHINGLE**
- (71) Applicant: **CERTAINEED CORPORATION**,
Malvern, PA (US)
- (72) Inventors: **Alex C. Nash**, Ridley Park, PA (US);
Robert L. Jenkins, Honey Brook, PA (US)
- (73) Assignee: **CERTAINEED CORPORATION**,
Malvern, PA (US)
- (**) Term: **15 Years**
- (21) Appl. No.: **29/560,010**
- (22) Filed: **Apr. 1, 2016**
- (51) **LOC (11) Cl.** **25-01**
- (52) **U.S. Cl.**
USPC **D25/139**
- (58) **Field of Classification Search**
USPC D25/138-163
CPC E04D 1/00; E04D 1/02; E04D 1/06; E04D
1/12; E04D 1/18; E04D 3/00; E04D 3/02;
E04D 3/16; E04D 3/24; E04D 3/30;
E04D 3/361; E04D 3/368; E04D 3/362;
E04D 3/363; E04D 3/364; E04D 1/26;
E04D 2001/005; E04D 2001/3491; E04D
7/005; E04D 1/265; E04D 1/20; E04D
1/22; E04F 2201/0115; E04F 2201/0153;
E04F 13/08; E04F 13/0894
See application file for complete search history.

- D313,278 S * 12/1990 Noone D25/139
- D313,658 S * 1/1991 Noone D25/139
- 5,181,361 A * 1/1993 Hannah E04D 1/20
52/535
- 5,209,802 A * 5/1993 Hannah E04D 1/20
106/489
- D336,347 S 6/1993 Hannah et al.
- D340,294 S 10/1993 Hannah et al.
- D347,900 S 6/1994 Stapleton
- 5,369,929 A 12/1994 Weaver et al.
- 5,421,134 A * 6/1995 Hannah E04D 1/20
52/518
- D366,124 S 1/1996 Hannah et al.
- D369,421 S 4/1996 Kiik et al.
- D375,563 S 11/1996 Hannah et al.
- D376,660 S 12/1996 Hannah et al.
- 5,822,943 A 10/1998 Frankoski et al.
- D401,362 S * 11/1998 Bondoc D25/139

(Continued)

FOREIGN PATENT DOCUMENTS

RU 00096310 * 12/2015

Primary Examiner — Vy N Koenig
Assistant Examiner — Kimberly Barnes
(74) *Attorney, Agent, or Firm* — Abel Law Group, LLP;
Alexander H Plache

(57) **CLAIM**

The ornamental design for a shingle, as shown and described.

DESCRIPTION

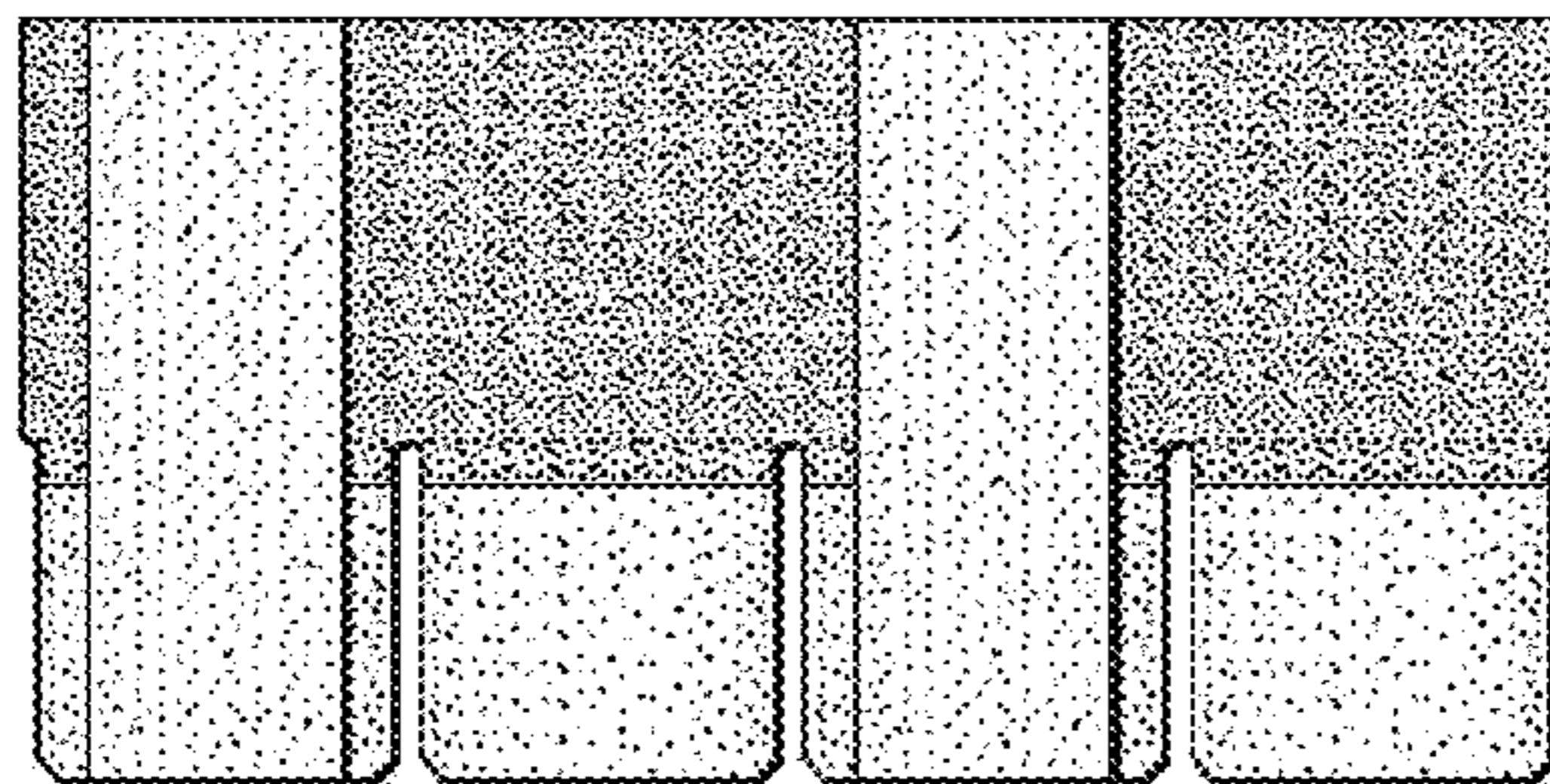
FIG. 1 is a front elevation view of a shingle;
FIG. 2 is a right side elevation view thereof, the left side elevation view being a mirror image of the right side elevation view;
FIG. 3 is a bottom plan view thereof; and,
FIG. 4 is a front elevation view of another embodiment of a shingle. The right and left side elevation views are the same as the shingle of FIG. 1.

1 Claim, 1 Drawing Sheet

(56) **References Cited**

U.S. PATENT DOCUMENTS

- 1,776,949 A * 9/1930 Lumbar E04D 1/26
52/540
- 2,245,062 A * 6/1941 Herbert E04D 1/26
52/559
- D300,257 S * 3/1989 Stahl D25/139
- D309,027 S 7/1990 Noone et al.



(56)

References Cited

U.S. PATENT DOCUMENTS

6,145,265 A 11/2000 Malarkey et al.
 6,361,851 B1 3/2002 Sieling et al.
 6,397,546 B1 6/2002 Malarkey et al.
 6,715,252 B2* 4/2004 Stahl E04D 1/20
 52/555
 D504,962 S * 5/2005 Sieling D25/143
 6,933,037 B2 8/2005 McCumber et al.
 D552,267 S * 10/2007 Kalkanoglu D25/143
 D554,275 S 10/2007 Sieling et al.
 7,510,622 B2 3/2009 Kalkanoglu et al.
 7,665,261 B2* 2/2010 Elliott E04D 1/26
 52/314
 D611,620 S 3/2010 Kalkanoglu et al.
 7,805,905 B2 10/2010 Rodrigues et al.
 D644,753 S * 9/2011 Elliott E04D 1/26
 D25/139
 8,168,880 B2* 5/2012 Jacobs E04D 1/26
 136/244
 D669,602 S * 10/2012 Jenkins D25/143
 D670,007 S * 10/2012 Jenkins D25/143
 8,397,460 B2 3/2013 Rodrigues et al.

8,438,812 B2 5/2013 King et al.
 8,468,754 B2* 6/2013 Railkar E04D 1/26
 136/244
 8,713,860 B2 5/2014 Railkar et al.
 8,789,332 B1 7/2014 Halliley et al.
 9,021,760 B2 5/2015 Kiik et al.
 9,121,178 B2 9/2015 Belt et al.
 9,140,012 B1 9/2015 Leitch et al.
 9,187,903 B1* 11/2015 Buzza E04D 1/20
 D750,810 S 3/2016 Buzza
 9,279,255 B2 3/2016 Bryson et al.
 D762,879 S * 8/2016 Leitch D25/143
 D762,880 S * 8/2016 Leitch D25/143
 D762,881 S 8/2016 Leitch
 D763,470 S * 8/2016 Leitch D25/143
 D763,471 S * 8/2016 Leitch D25/143
 9,464,439 B2* 10/2016 Buzza
 2004/0079042 A1 4/2004 Elliott
 2011/0056148 A1 3/2011 Jenkins et al.
 2013/0019554 A1 1/2013 Rodrigues et al.
 2016/0017607 A1 1/2016 Kalkanoglu et al.
 2016/0177569 A1* 6/2016 Leitch E04D 1/26
 52/559

* cited by examiner

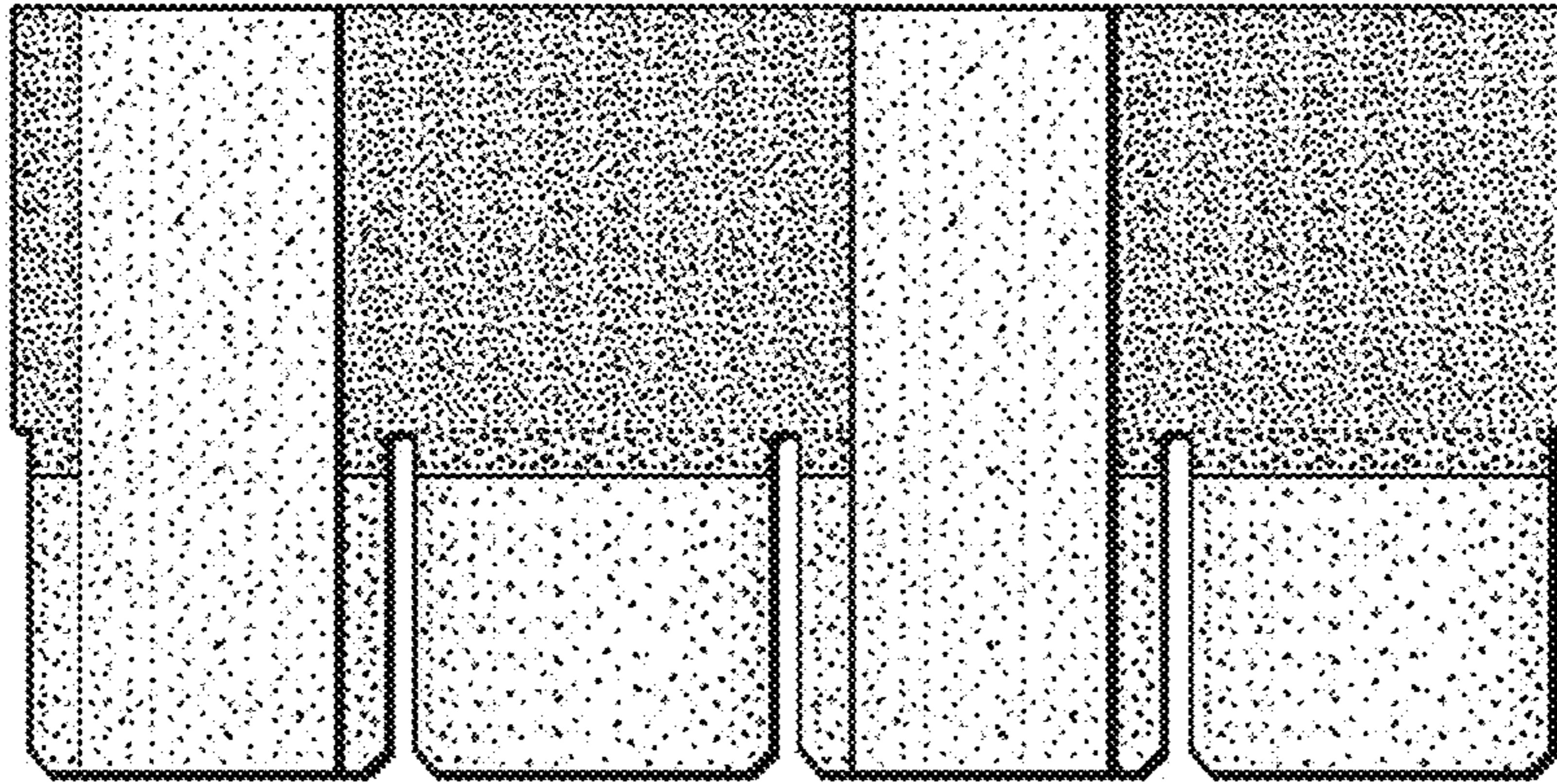


FIG. 1




FIG. 2



FIG. 3

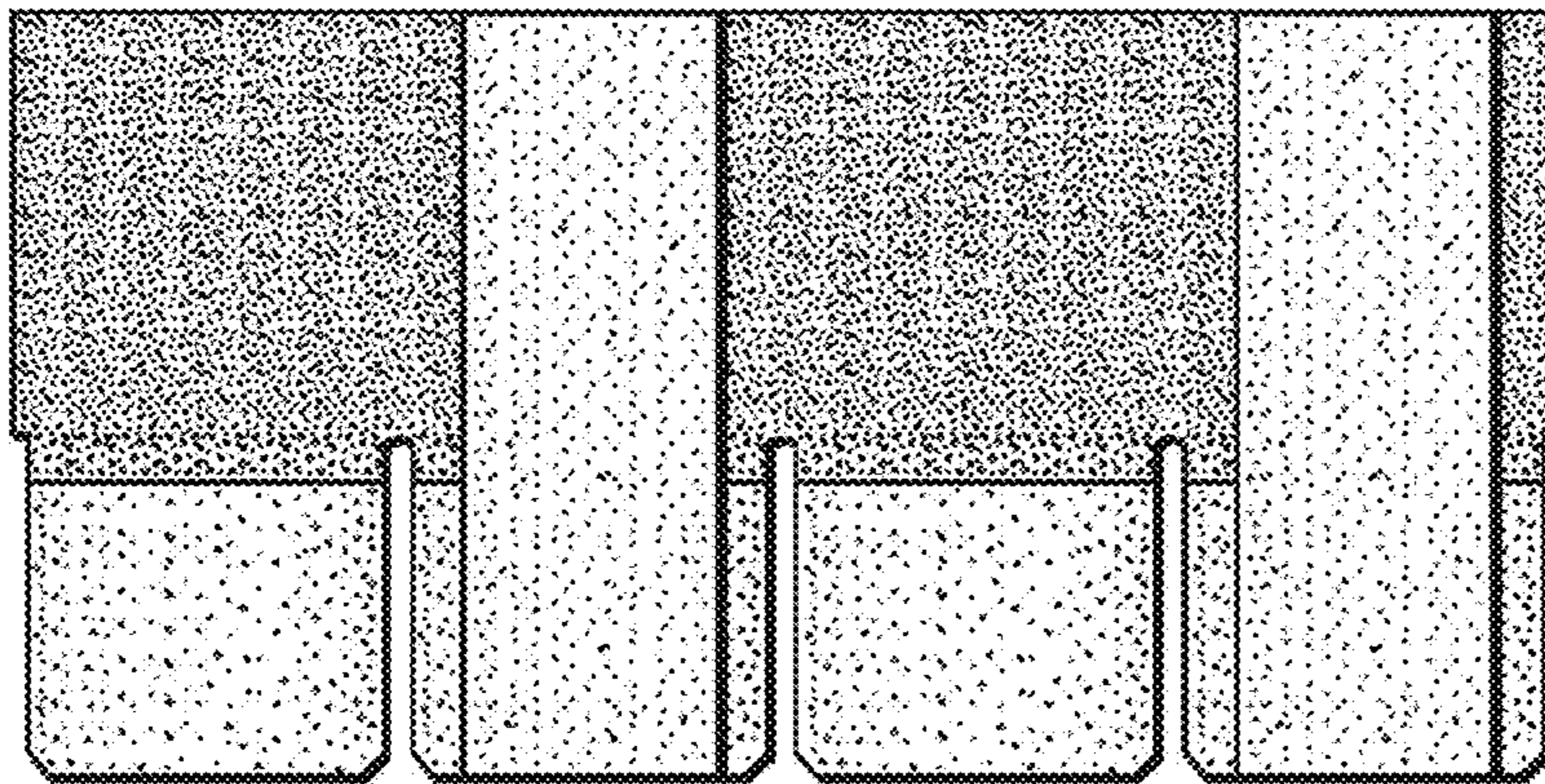


FIG. 4