



US00D815755S

(12) **United States Design Patent**
Gill et al.

(10) **Patent No.:** **US D815,755 S**

(45) **Date of Patent:** **** *Apr. 17, 2018**

(54) **CONTAINER FACILITY**

(71) Applicant: **KwikSpace Guam**, Hagatna, GU (US)

(72) Inventors: **Peter E. Gill**, Tamuning, GU (US);
Peter E. Gill, III, Tamuning, GU (US)

(73) Assignee: **KWIKSPACE GUAM**, Hagatna, GU (US)

(*) Notice: This patent is subject to a terminal disclaimer.

(**) Term: **15 Years**

(21) Appl. No.: **29/578,341**

(22) Filed: **Sep. 21, 2016**

(51) **LOC (11) Cl.** **25-03**

(52) **U.S. Cl.**
USPC **D25/33**

(58) **Field of Classification Search**
USPC D25/1, 4, 16, 18, 22, 23, 30, 32, 33, 34;
D34/28
CPC ... E04H 1/005; E04H 1/04; E04H 2001/1283;
E04H 5/02; E04H 1/1238; E04C 3/30;
E04C 3/32; E04C 3/34; E04C 3/36; E04B
1/04; E04B 1/18; E04B 1/20; B63B
25/004

See application file for complete search history.

(56) **References Cited**

U.S. PATENT DOCUMENTS

3,602,730 A * 8/1971 Cushing B63B 25/004
114/72
D237,791 S * 11/1975 Quaife D25/18
4,158,416 A * 6/1979 Podesta B63B 25/004
114/72
8,651,790 B2 * 2/2014 Benedict B65G 1/0478
414/217

9,534,370 B2 * 1/2017 Kokoschka E04H 1/1238
2003/0150178 A1 * 8/2003 Bergman E04H 1/04
52/234
2010/0145501 A1 * 6/2010 Guilbert G06Q 10/067
700/218
2012/0006369 A1 * 1/2012 Cantin E04H 1/1205
135/96
2013/0067832 A1 * 3/2013 Collins E04B 1/18
52/125.1
2013/0305629 A1 * 11/2013 Stephenson E04H 1/005
52/79.9
2015/0266616 A1 * 9/2015 Barrable B65D 88/022
206/512
2016/0040443 A1 * 2/2016 Stephenson E04H 1/005
52/79.5
2016/0069064 A1 * 3/2016 Martin E04H 1/005
52/79.7

* cited by examiner

Primary Examiner — Susan Bennett Hattan

Assistant Examiner — Brett Miller

(74) *Attorney, Agent, or Firm* — Donald J. Ersler

(57) **CLAIM**

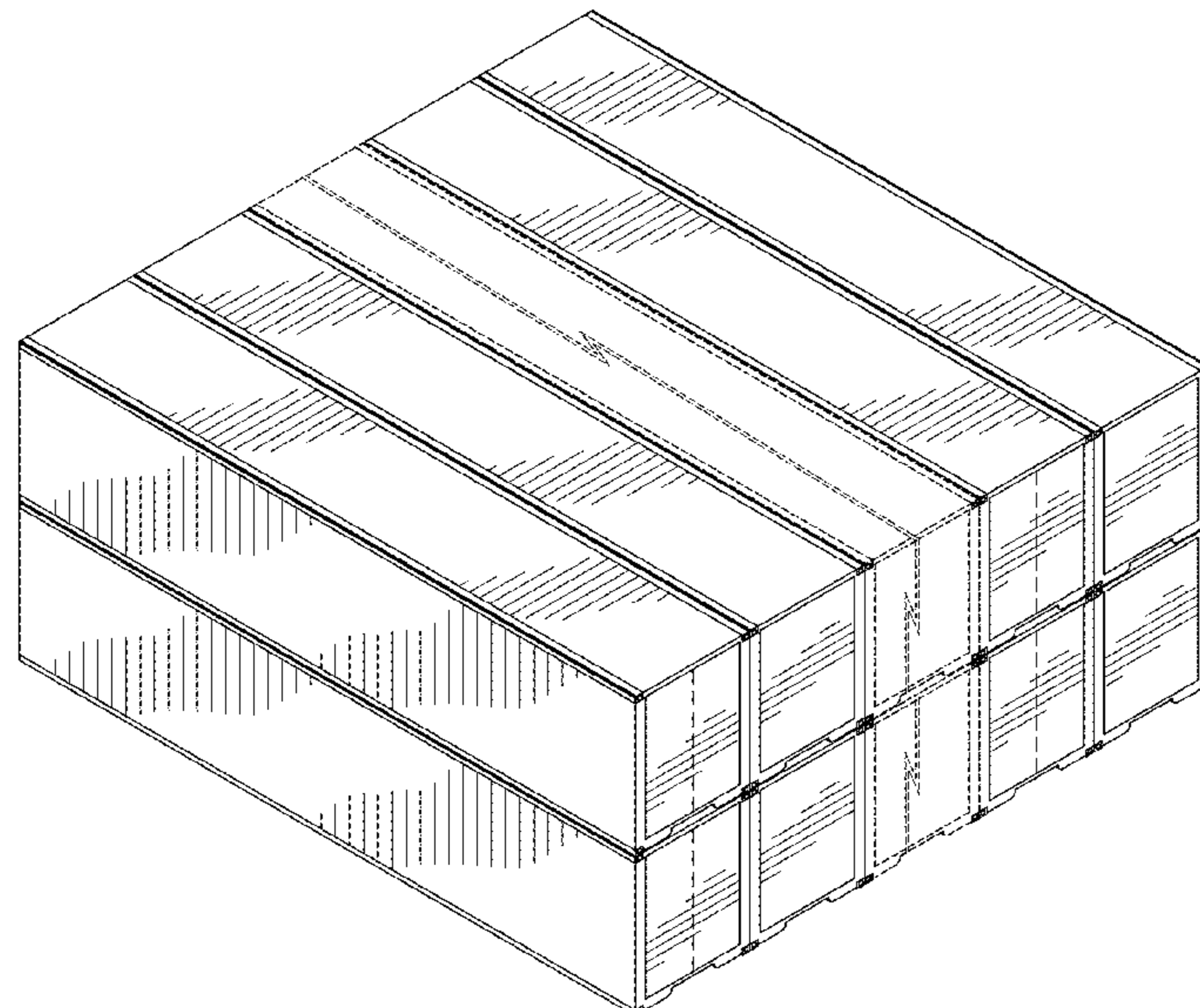
The ornamental design for a container facility, as shown and described.

DESCRIPTION

FIG. 1 is a top perspective view of a container facility incorporating our new design;
FIG. 2 is a rear bottom perspective view thereof;
FIG. 3 is a top plan view thereof;
FIG. 4 is a bottom plan view thereof;
FIG. 5 is a left or right side view thereof;
FIG. 6 is a front view thereof; and,
FIG. 7 is a rear view thereof.

The broken lines shown in the drawings illustrate portions of the container facility that form no part of the claimed invention.

1 Claim, 6 Drawing Sheets



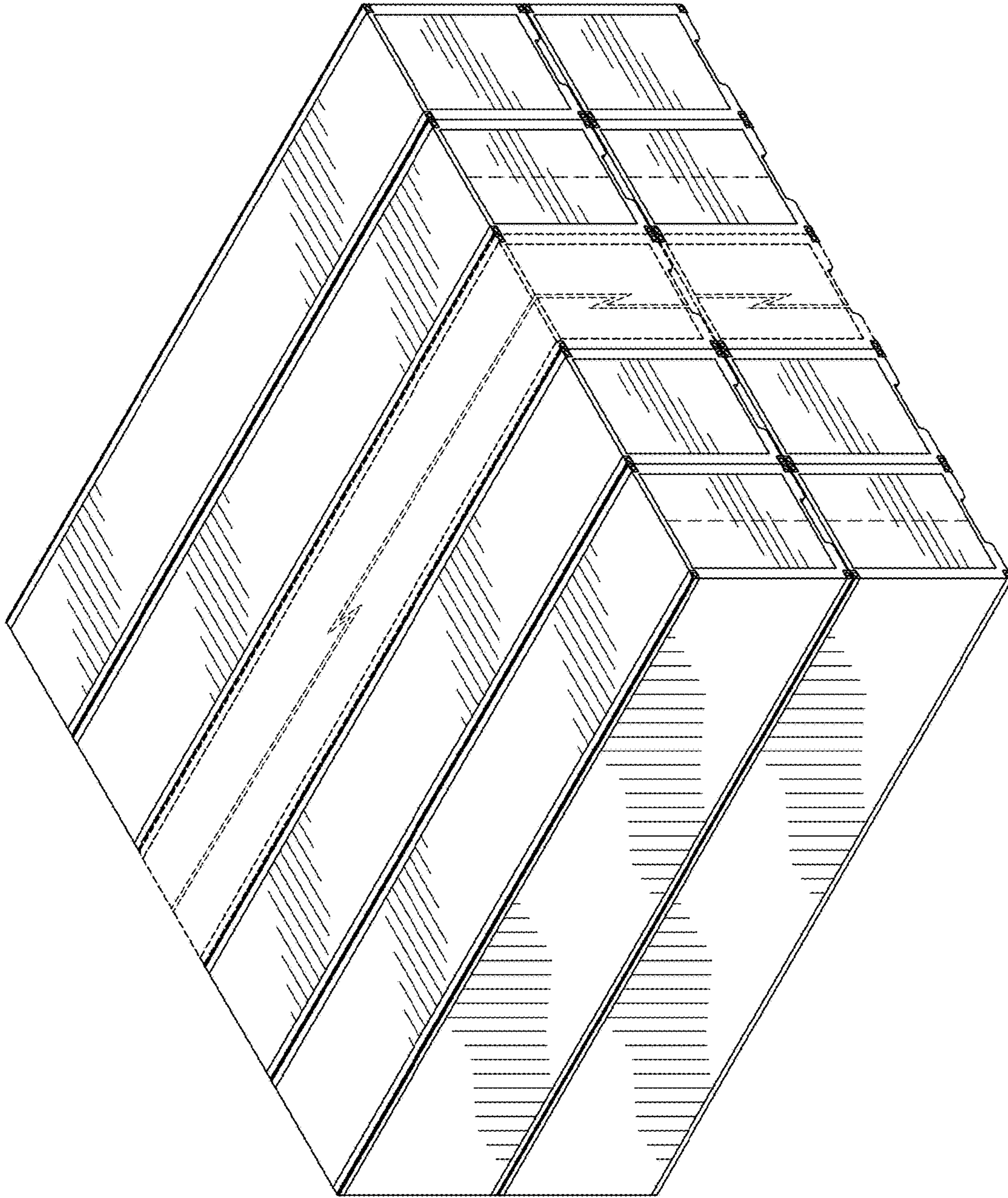


FIG. 1

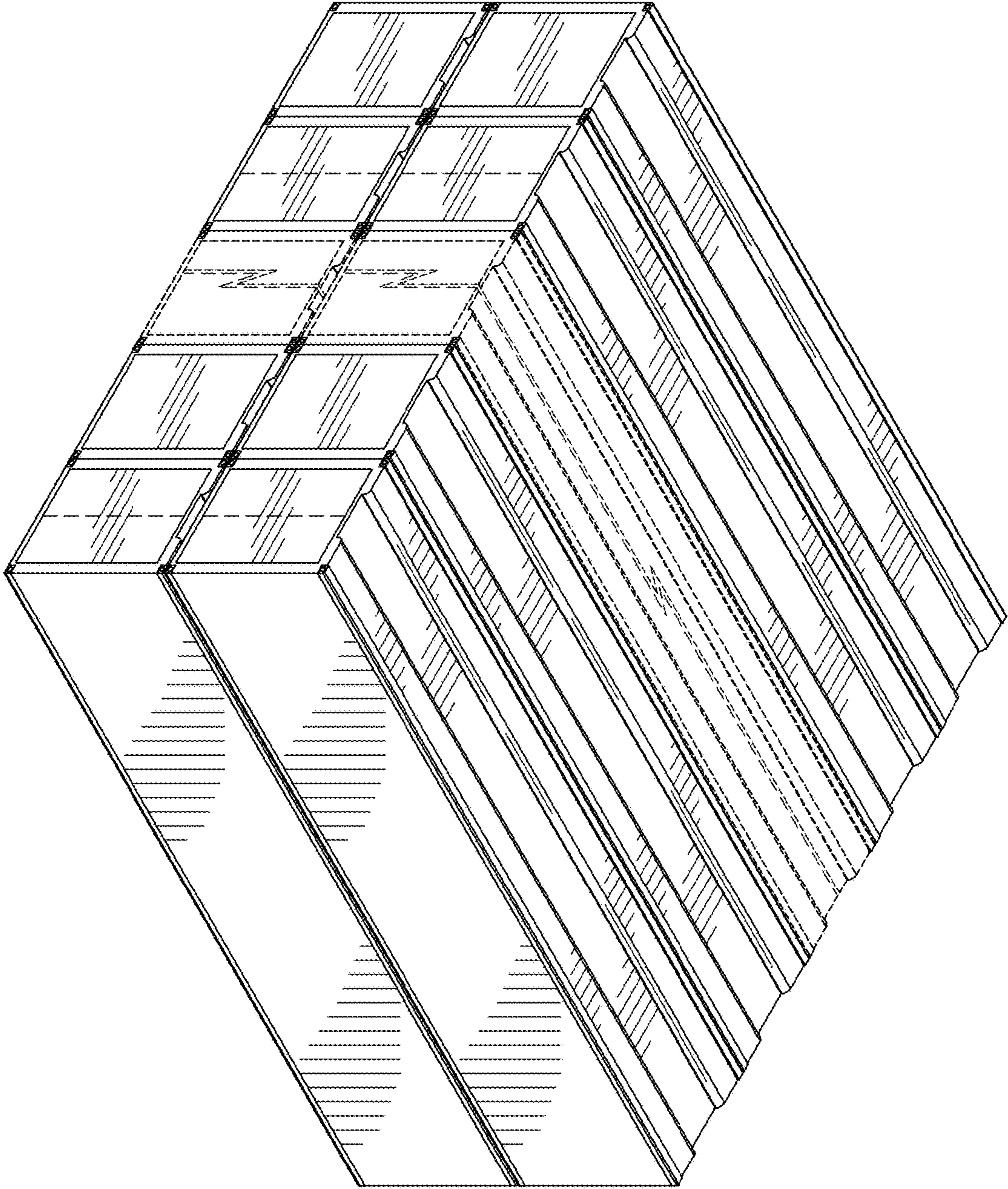


FIG. 2

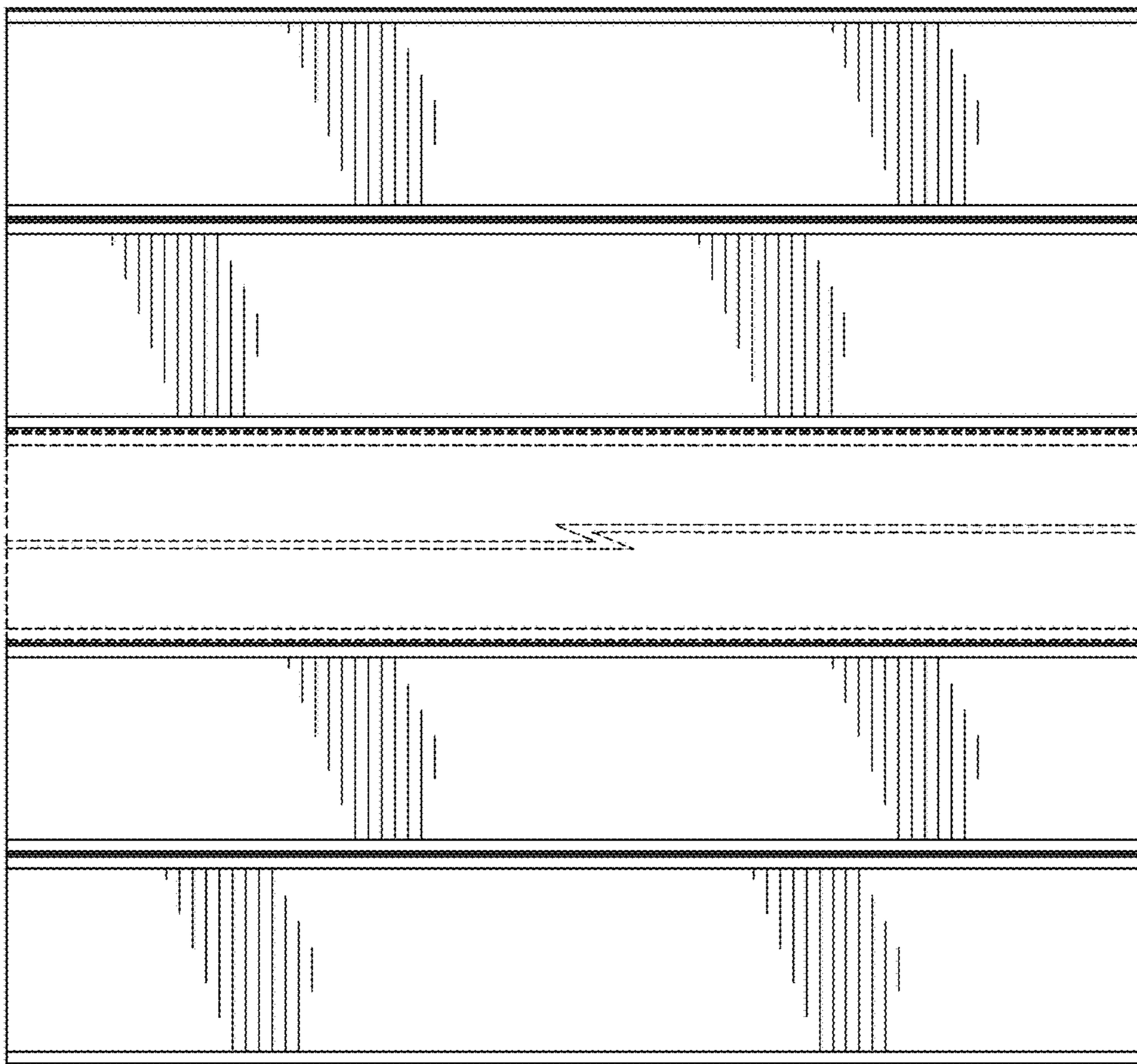


FIG. 3




FIG. 4




FIG. 5

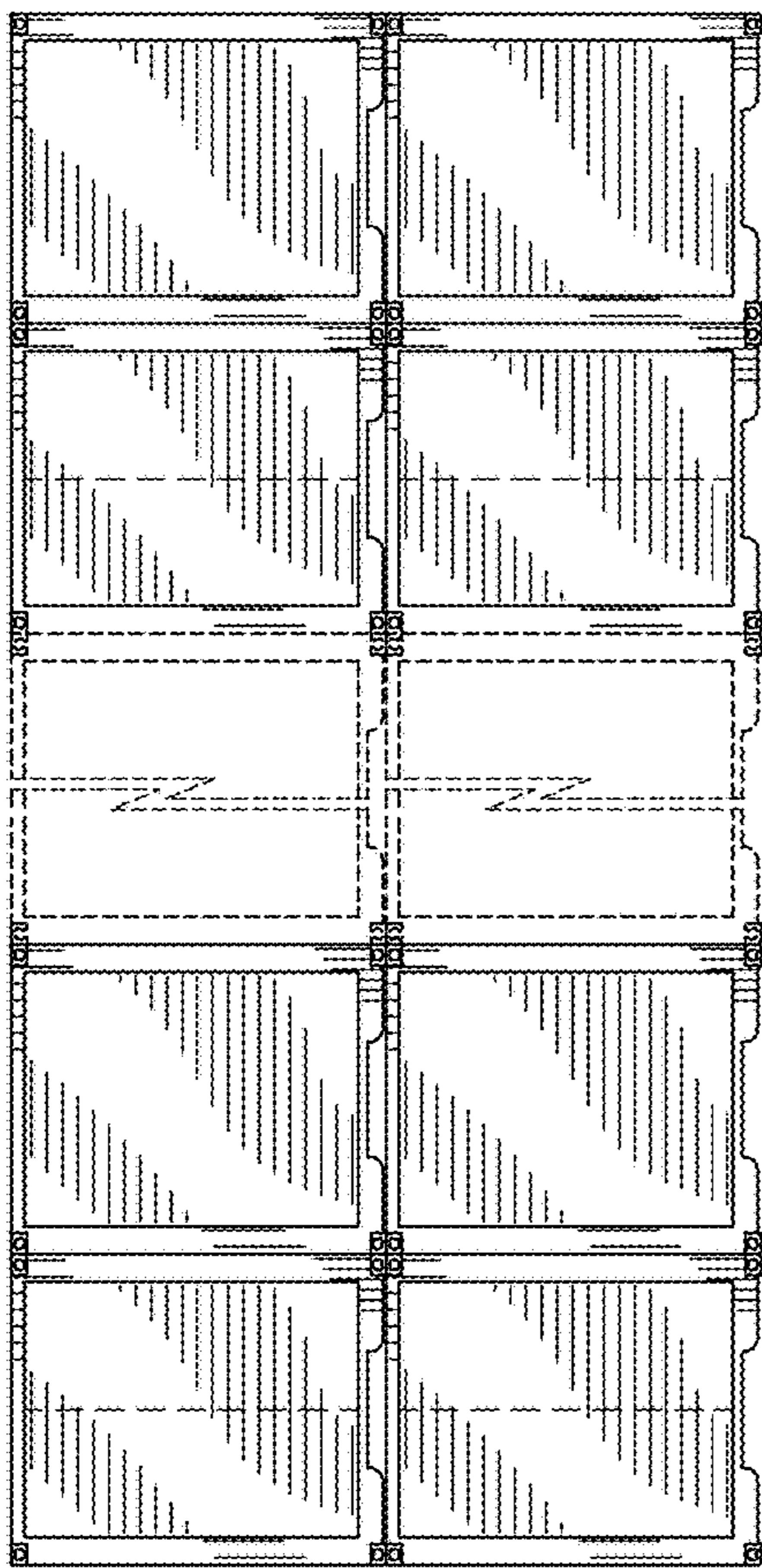


FIG. 6




FIG. 7