



US00D815741S

(12) **United States Design Patent** (10) **Patent No.:** **US D815,741 S**
Schuldt-Hempe et al. (45) **Date of Patent:** **** Apr. 17, 2018**

(54) **SURGICAL MESH IMPLANT** 7,614,258 B2 * 11/2009 Cherok A61F 2/0063
66/192
(71) Applicant: **Johnson & Johnson Medical GMBH,** D680,649 S * 4/2013 Jagger D24/155
Somerville, NJ (US) D681,813 S * 5/2013 Jagger D24/155
D685,476 S * 7/2013 Jagger D24/155
(72) Inventors: **Barbara Schuldt-Hempe,** Bad D694,886 S * 12/2013 Jagger D24/155
Bramstedt (DE); **Christoph Walther,** D770,046 S * 10/2016 Harms D24/155
Kattendorf (DE); **Thorsten Deichmann,** D770,047 S * 10/2016 Schneidereit D24/155
Lubeck (DE) 2008/0167729 A1 * 7/2008 Nelson A61F 2/0063
623/23.72
2014/0257348 A1 * 9/2014 Priewe A61F 2/0063
606/151
(73) Assignee: **Johnson & Johnson Medical GMBH,** 2015/0057762 A1 * 2/2015 Harms A61L 31/148
Norderstedt (DE) 623/23.74

(**) Term: **14 Years**

FOREIGN PATENT DOCUMENTS

(21) Appl. No.: **29/517,188**

WO WO 2011/042811 4/2011

(22) Filed: **Feb. 11, 2015**

* cited by examiner

(51) **LOC (11) Cl.** **24-02**

Primary Examiner — Charles D Hanson

(52) **U.S. Cl.**

(74) *Attorney, Agent, or Firm* — E. Richard Skula

USPC **D24/155**

(58) **Field of Classification Search**

(57) **CLAIM**

USPC D24/155–157
CPC A61F 2/07; A61F 2/90; A61F 2/958; A61F
2/006; A61F 2002/016; A61F 2002/072;
A61F 2002/075; A61F 2002/91541; A61F
2220/0075; A61F 2230/0069

The ornamental design for a surgical mesh implant, as shown and described.

See application file for complete search history.

DESCRIPTION


(56) **References Cited**

FIG. 1 is a top view of a surgical mesh implant showing our new design;
FIG. 2 is a top view of another embodiment thereof;
FIG. 3 is a top view of a third embodiment thereof;
FIG. 4 is a top magnified partial view of the mesh pores of FIGS. 1-3.
FIG. 5 is a bottom view thereof; and,
FIG. 6 is a top magnified partial view thereof.

U.S. PATENT DOCUMENTS

3,710,789 A * 1/1973 Ersek A61B 17/8085
606/281
5,771,716 A * 6/1998 Schlüssel D04B 21/10
66/193
6,120,539 A * 9/2000 Eldridge A61F 2/0063
600/37

1 Claim, 6 Drawing Sheets






FIG. 1




FIG. 2




FIG. 3

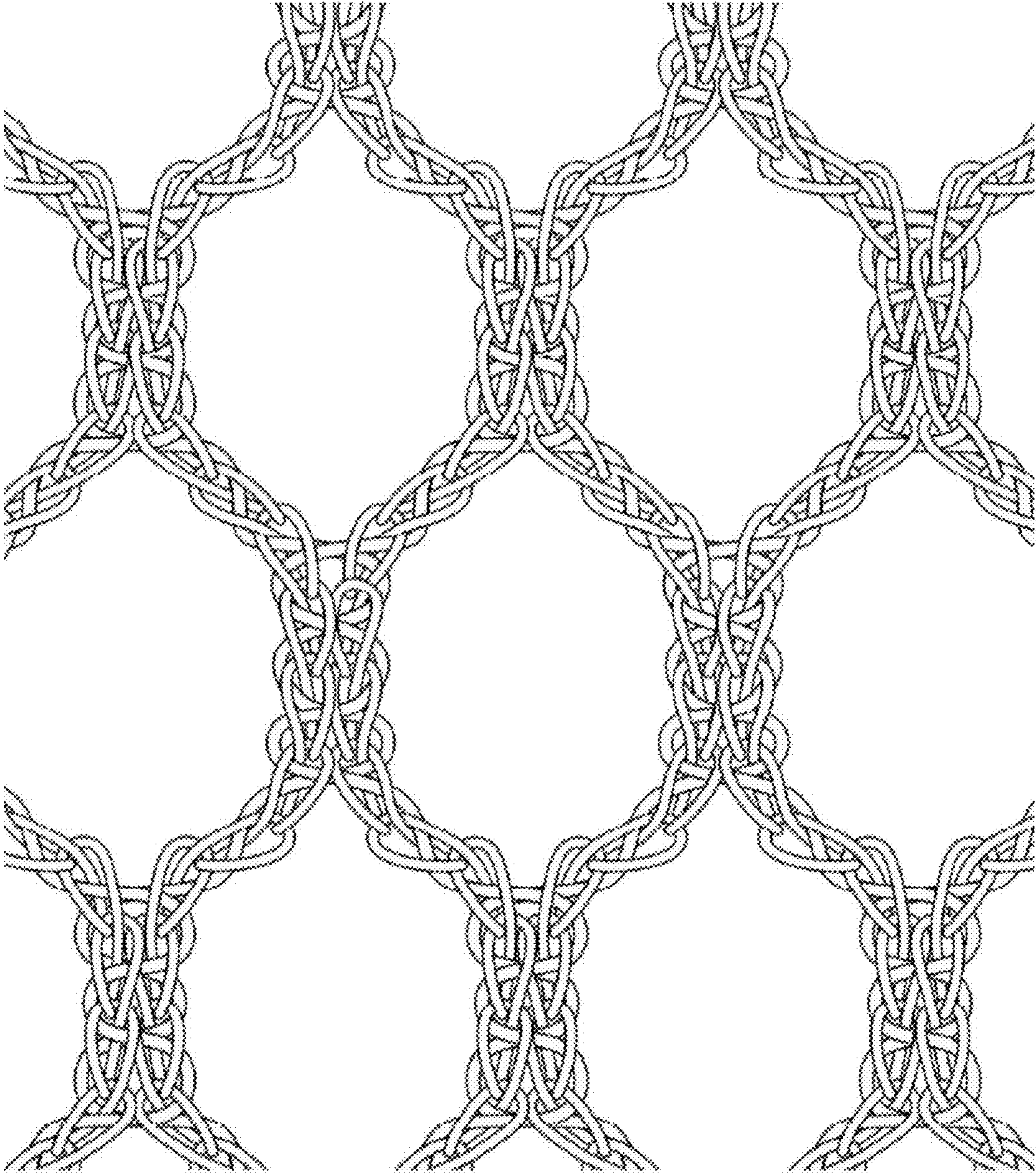


FIG. 4




FIG. 5

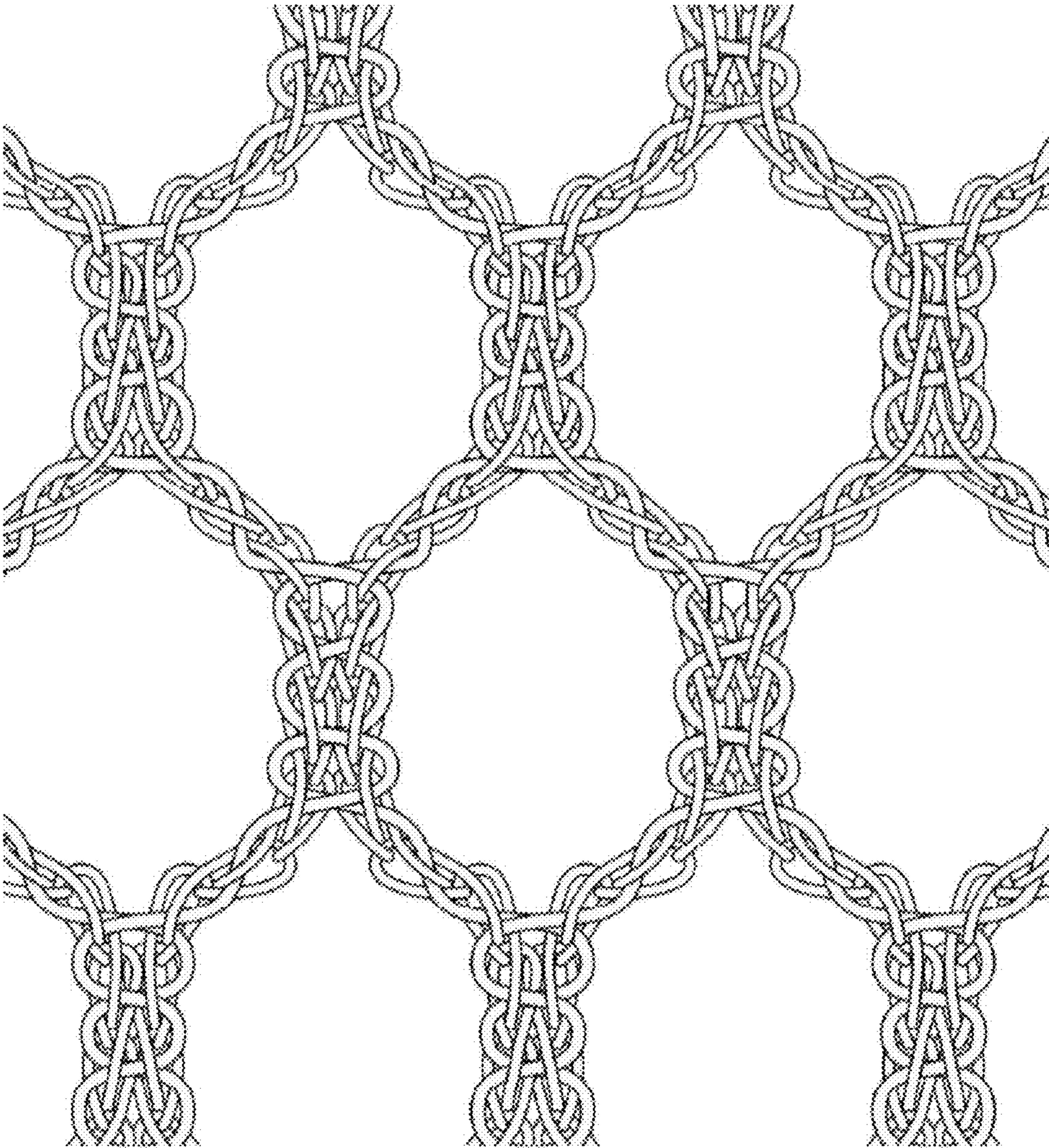


FIG. 6