



US00D815725S

(12) **United States Design Patent**
Burkhart

(10) **Patent No.:** **US D815,725 S**

(45) **Date of Patent:** **** Apr. 17, 2018**

(54) **FILTER SUPPORT**

(71) Applicant: **Lance Burkhart**, Strong City, KS (US)

(72) Inventor: **Lance Burkhart**, Strong City, KS (US)

(**) Term: **15 Years**

(21) Appl. No.: **29/552,618**

(22) Filed: **Jan. 25, 2016**

(51) **LOC (11) Cl.** **23-02**

(52) **U.S. Cl.**
USPC **D23/393**

(58) **Field of Classification Search**
USPC D23/387, 354, 386, 393
CPC F24F 7/00; F24F 7/02
See application file for complete search history.

(56) **References Cited**

U.S. PATENT DOCUMENTS

3,187,488	A *	6/1965	Litvin	B01D 46/10
					261/DIG. 41
3,418,794	A *	12/1968	Roberts	B01D 46/10
					210/495
3,675,402	A *	7/1972	Weed	F24F 3/1603
					160/374
5,087,276	A *	2/1992	Snyder	B01D 46/10
					55/496
5,364,458	A *	11/1994	Burnett	B03C 3/155
					55/496
D397,777	S *	9/1998	Mack, Jr.	D23/351
D449,100	S *	10/2001	Sundet	D23/365
6,632,269	B1 *	10/2003	Najm	B01D 46/0023
					55/351

D685,898	S *	7/2013	Platt	D23/365
8,685,129	B2 *	4/2014	Lise	B01D 46/0002
					55/492
D708,311	S *	7/2014	Platt	D23/365
8,858,687	B2 *	10/2014	Jackson	F24F 13/28
					55/351
8,999,029	B1 *	4/2015	Brandt	B01D 46/0006
					55/484
2010/0186594	A1 *	7/2010	Gelo	A61L 9/127
					96/222
2016/0214046	A1 *	7/2016	Jursich	B01D 46/0005

* cited by examiner

Primary Examiner — Charles Hanson

(74) *Attorney, Agent, or Firm* — Intellectual Property Center, LLC; Arthur K. Shaffer

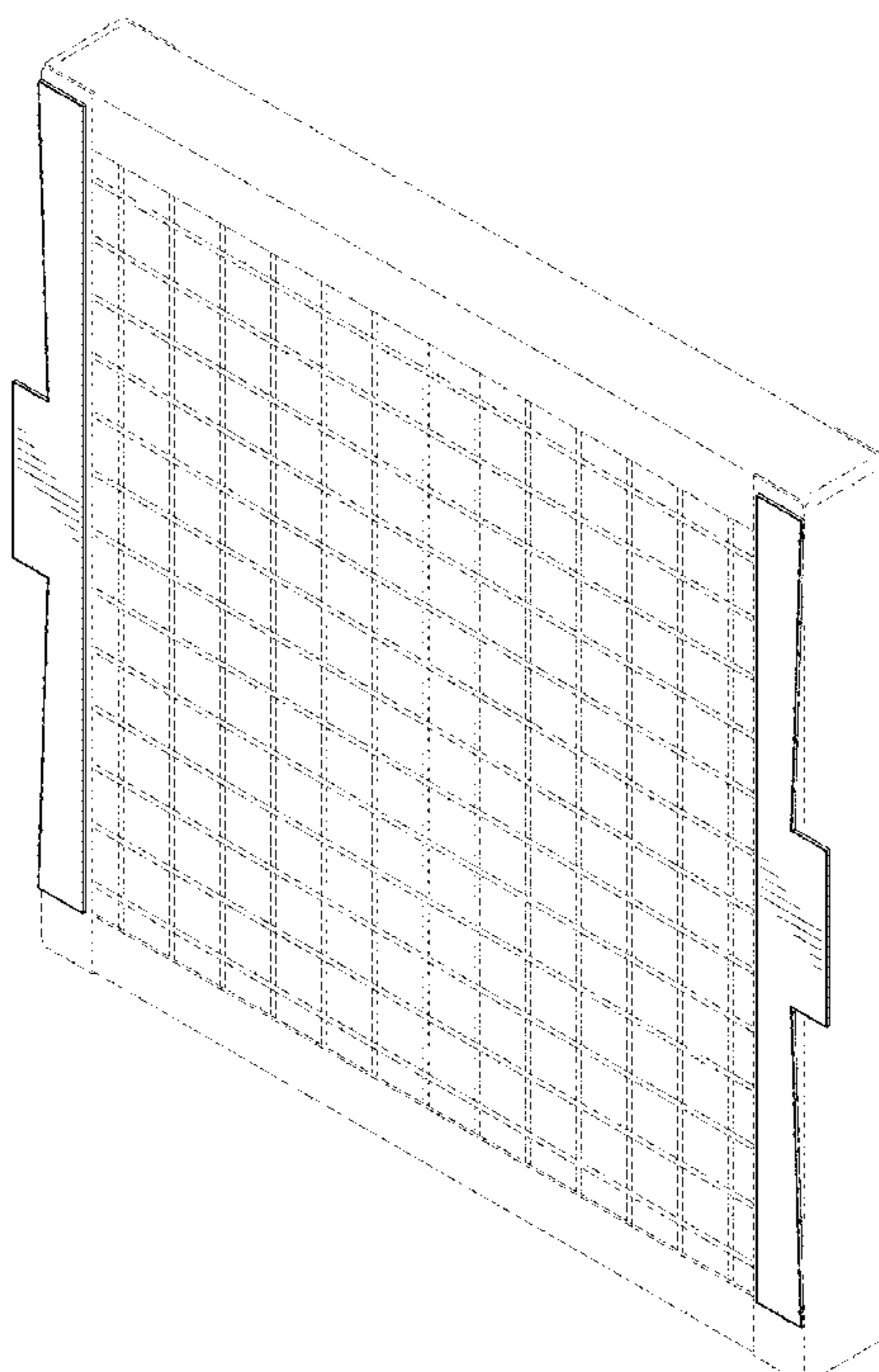
(57) **CLAIM**

The ornamental design for an improved filter support, as shown and described.

DESCRIPTION

FIG. 1 is a front perspective view of the improved filter support mounted on an exemplary filter in accordance with the present invention; FIG. 2 is a front elevation thereof; FIG. 3 is a rear elevation thereof; FIG. 4 is a top elevation thereof, the bottom being a mirror image; and, FIG. 5 is a side elevation thereof, the left and right side elevations being a mirror image of each other. The broken lines depicted the drawings are directed to the environment and are for illustrative only; the broken lines form no part of the claimed design.

1 Claim, 4 Drawing Sheets



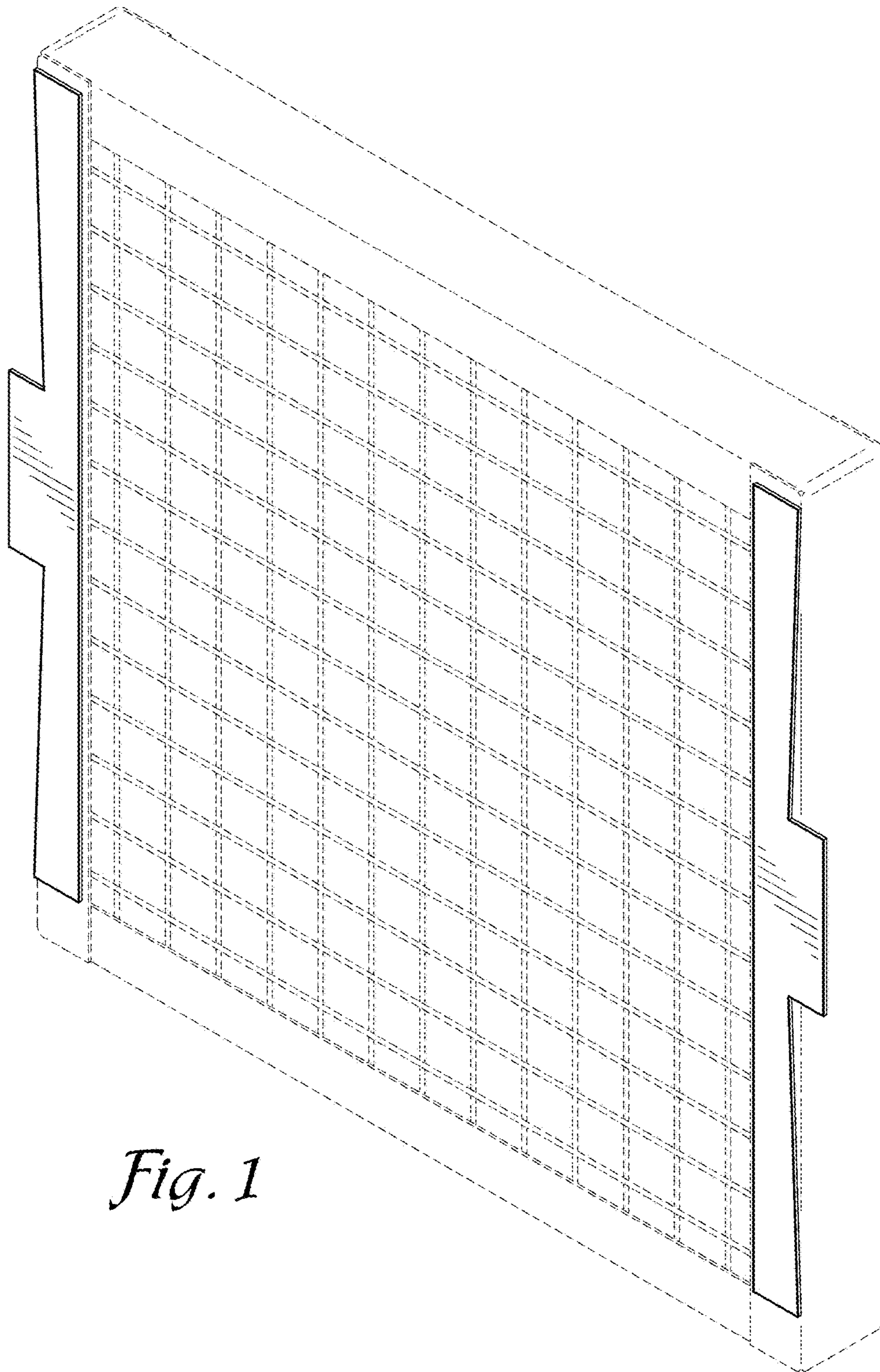


Fig. 1

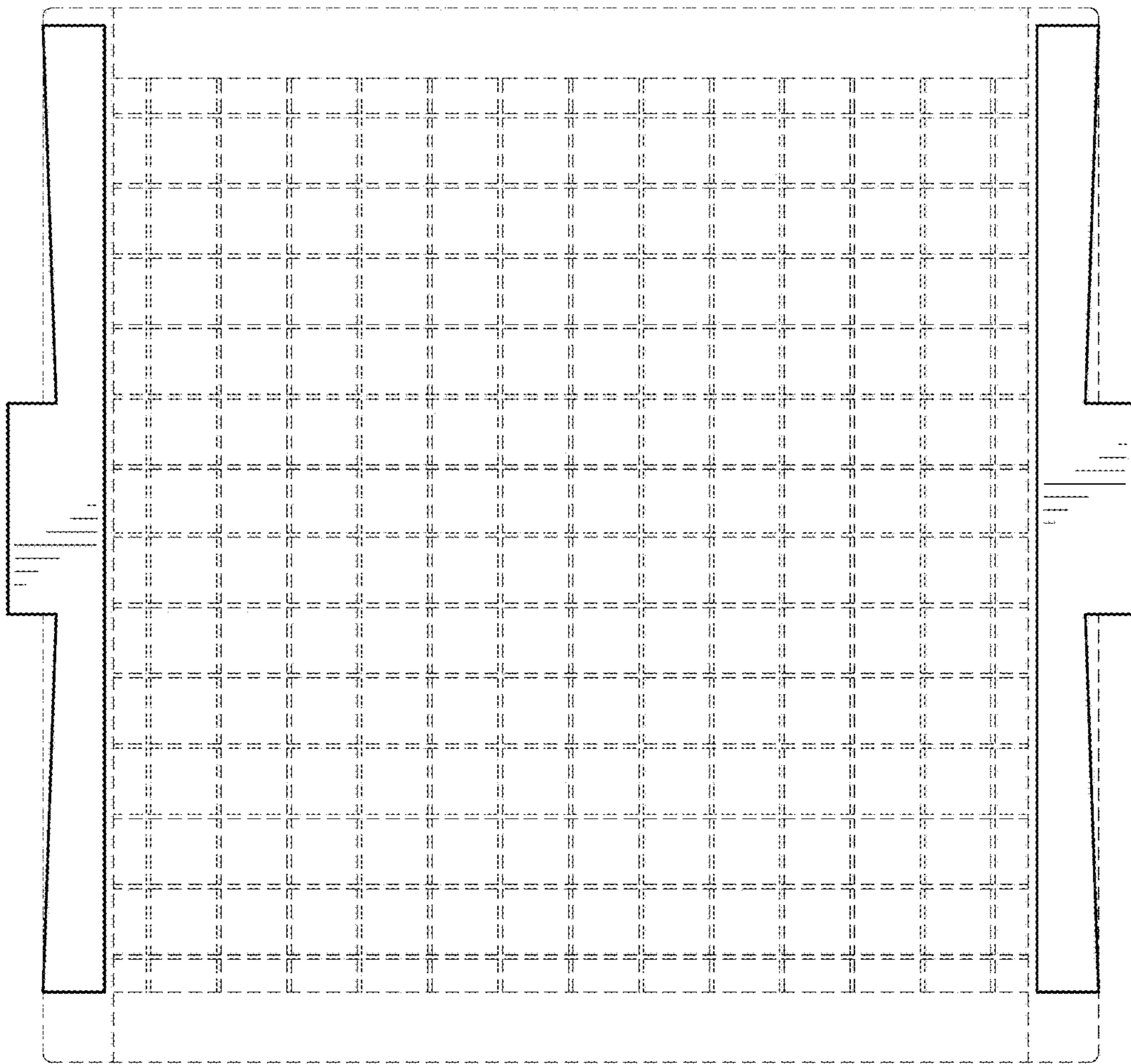


Fig. 2




Fig. 3




Fig. 4



Fig. 5