



US00D815719S

(12) **United States Design Patent**
Schoenherr et al.

(10) **Patent No.:** **US D815,719 S**
(45) **Date of Patent:** **** Apr. 17, 2018**

(54) **SHOWER PIPE**

(71) Applicant: **Hansgrohe SE**, Schiltach (DE)

(72) Inventors: **Tom Schoenherr**, Stuttgart (DE);
Matthias Oesterle, Winterbach (DE);
Marco Flaig, Stuttgart (DE)

(73) Assignee: **Hansgrohe SE**, Schiltach (DE)

(**) Term: **15 Years**

(21) Appl. No.: **29/609,866**

(22) Filed: **Jul. 6, 2017**

(30) **Foreign Application Priority Data**

Jan. 13, 2017 (EM) 003622000-0003

(51) **LOC (11) Cl.** **23-02**

(52) **U.S. Cl.**
USPC **D23/304**

(58) **Field of Classification Search**
USPC D23/238-243, 249-250, 252, 254, 228,
D23/303-305, 283, 275
CPC E03C 1/0409; E03C 1/0408
See application file for complete search history.

(56) **References Cited**

U.S. PATENT DOCUMENTS

D492,980 S * 7/2004 Citterio D23/304
D527,792 S * 9/2006 Hoernig D23/304

D612,453 S * 3/2010 Schoenherr D23/304
D677,365 S * 3/2013 Schoenherr D23/238
D725,234 S * 3/2015 Barber D23/254
D761,386 S * 7/2016 Schoenherr D23/228

FOREIGN PATENT DOCUMENTS

CN 302093287 9/2012
EM 002195503-0005 3/2013
EM 003792092-0002 3/2017

* cited by examiner

Primary Examiner — Robert A Delehanty

(74) *Attorney, Agent, or Firm* — Lora J. Graentzdoerffer

(57) **CLAIM**

The ornamental design for a showerpipe, as shown and described.

DESCRIPTION

FIG. 1 is a perspective view;
FIG. 2 is a front elevation view;
FIG. 3 is a rear elevation view;
FIG. 4 is a right side elevation view;
FIG. 5 is a left side elevation view;
FIG. 6 is a top plan view; and,
FIG. 7 is a bottom plan view.

The broken lines indicate portions of the showerpipe that form no part of the claimed design.

1 Claim, 7 Drawing Sheets




FIG. 1




FIG. 2




FIG. 3

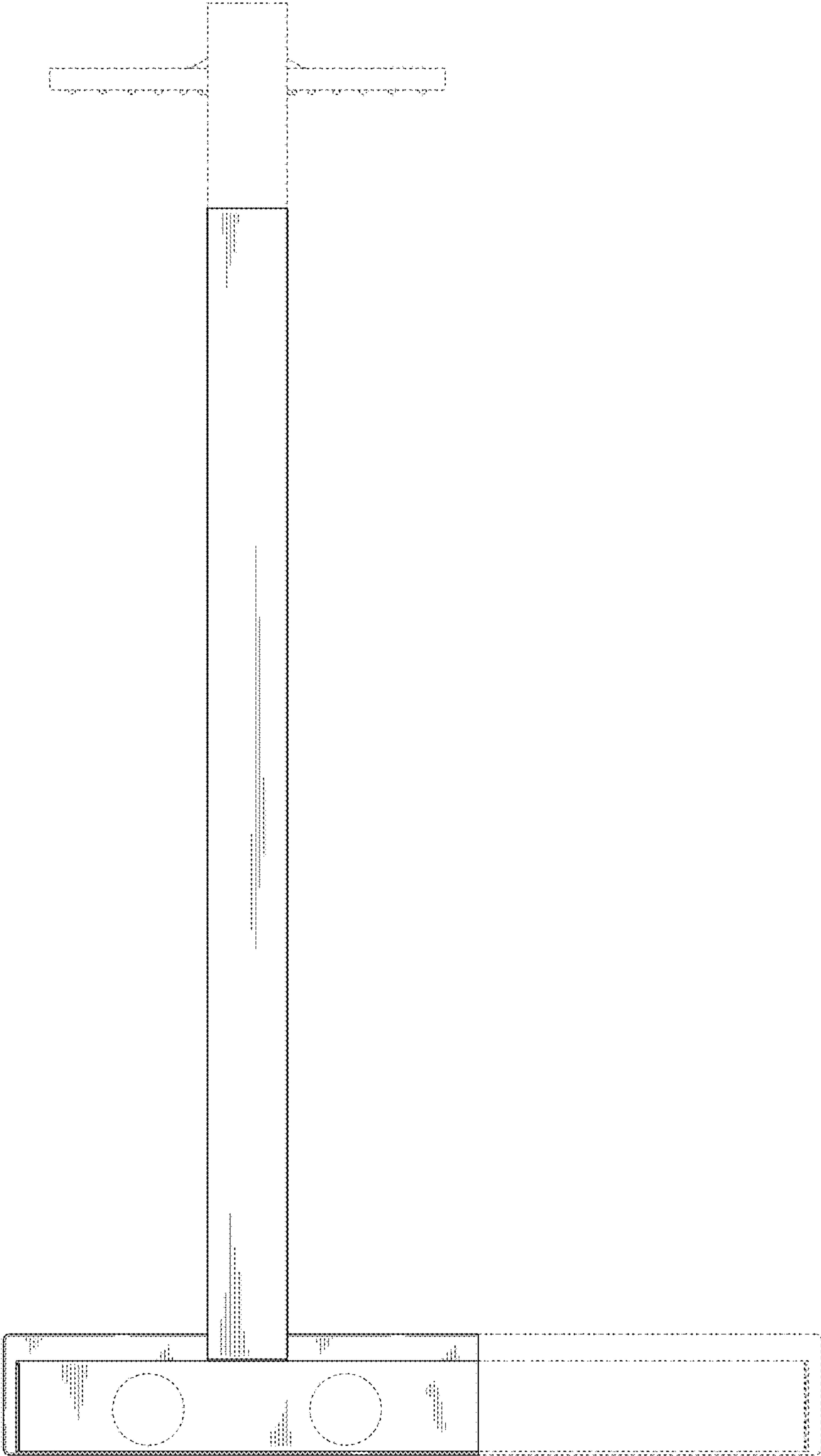


FIG. 4



FIG. 5




FIG. 6

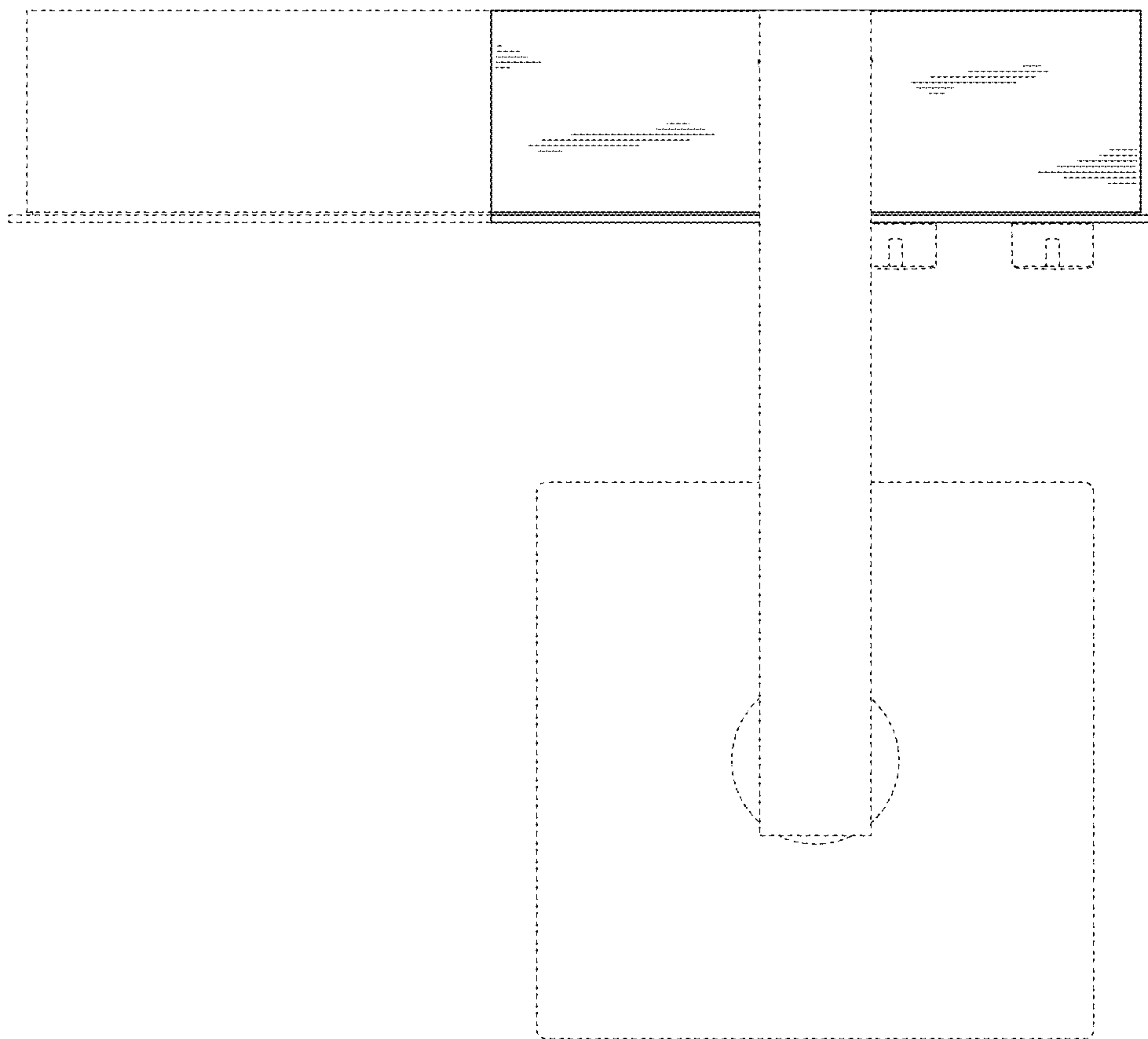


FIG. 7

