



US00D815671S

(12) **United States Design Patent** (10) **Patent No.:** **US D815,671 S**  
**Terabe et al.** (45) **Date of Patent:** **\*\* Apr. 17, 2018**

(54) **OVERLAY FRAME FOR TIGHT-FLASK MOLDING MACHINE**

(71) Applicant: **SINTOKOGIO, LTD.**, Nagoya-shi, Aichi (JP)

(72) Inventors: **Tokiya Terabe**, Toyokawa (JP); **Katsuhito Sato**, Toyokawa (JP)

(73) Assignee: **Sintokogio, Ltd.**, Nagoya-shi, Aichi (JP)

(\*\*) Term: **15 Years**

(21) Appl. No.: **29/583,641**

(22) Filed: **Nov. 8, 2016**

(30) **Foreign Application Priority Data**

May 17, 2016 (JP) ..... 2016-010452

(51) **LOC (11) Cl.** ..... **15-07**

(52) **U.S. Cl.**  
USPC ..... **D15/135**

(58) **Field of Classification Search**  
USPC ..... D15/122, 135, 136, 137, 138, 141, 142, D15/199, 89, 91; D12/1, 2, 8; D8/313; D7/339-341, 348-349, 402-404  
(Continued)

(56) **References Cited**

**U.S. PATENT DOCUMENTS**

3,277,739 A 10/1966 Morse  
D377,028 S \* 12/1996 Monday ..... D15/90  
(Continued)

**FOREIGN PATENT DOCUMENTS**

TW 343567 U 10/1998  
TW D141728 S 8/2011  
(Continued)

**OTHER PUBLICATIONS**

Taiwan Patent Office, Notice of Allowance in counterpart Taiwan Application No. 105306707, dated Aug. 4, 2017.

(Continued)

*Primary Examiner* — Ian Simmons  
*Assistant Examiner* — Khawaja Anwar

(74) *Attorney, Agent, or Firm* — Leydig Voit & Mayer

(57) **CLAIM**

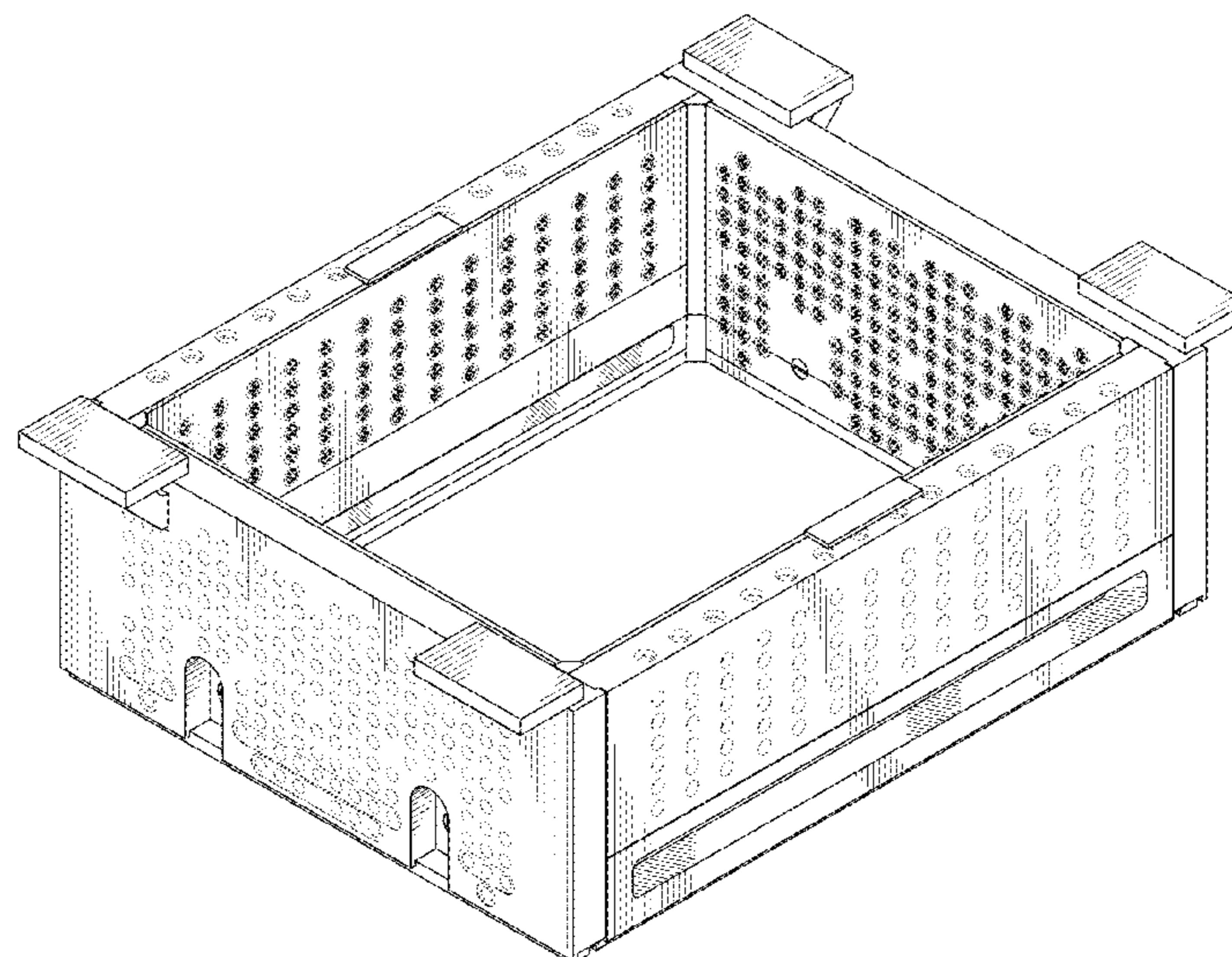
The ornamental design for an overlay frame for tight-flask molding machine, as shown and described.

**DESCRIPTION**

FIG. 1 is a top perspective view of an overlay frame for tight-flask molding machine of the present invention. FIG. 2 is a bottom perspective view of the overlay frame for tight-flask molding machine of FIG. 1. FIG. 3 is a front view of the overlay frame for tight-flask molding machine of FIG. 1. FIG. 4 is a rear view of the overlay frame for tight-flask molding machine of FIG. 1. FIG. 5 is a top plan view of the overlay frame for tight-flask molding machine of FIG. 1. FIG. 6 is a bottom view of the overlay frame for tight-flask molding machine of FIG. 1. FIG. 7 is a right side view of the overlay frame for tight-flask molding machine of FIG. 1. FIG. 8 is a left side view of the overlay frame for tight-flask molding machine of FIG. 1; and, FIG. 9 is an enlarged sectional view taken along the line 9-9 of the overlay frame for tight-flask molding machine of FIG. 3.

The features shown in broken lines illustrate portions of the overlay frame for tight-flask molding machine and form no part of the claimed design.

**1 Claim, 9 Drawing Sheets**



(58) **Field of Classification Search**

CPC ..... B29C 45/0001; B29C 2043/3427; B29C 2043/3494; B29C 2045/0006; B29C 2045/0043; B29C 2045/0049; B29C 2045/14803; B29C 2945/76444; B29C 43/24; B29C 45/0005; B29C 45/0025; B29C 45/006; B29C 45/14311; B29C 45/14778; B29C 45/14811; B29C 45/14819; B29C 45/1657; B29C 45/1671; B29C 45/1761; B29C 45/2708; B29C 45/40; B29C 45/401; B29C 45/42; B29C 45/84; B29C 47/0004; B29C 47/0021

See application file for complete search history.

D749,156 S 2/2016 Sugiura et al.  
 D750,980 S 3/2016 Takach et al.  
 D753,197 S \* 4/2016 Lee ..... D15/89  
 D755,004 S 5/2016 Bock et al.  
 D758,462 S 6/2016 Bell  
 D759,840 S 6/2016 Grovender  
 D766,696 S 9/2016 Kemker  
 D766,844 S 9/2016 Turksu et al.  
 D768,216 S 10/2016 Funakoshi et al.  
 D768,741 S 10/2016 Funakoshi et al.  
 D774,114 S \* 12/2016 Lee ..... D15/89  
 D777,367 S 1/2017 Ma  
 D779,977 S 2/2017 Jacob et al.  
 D782,727 S 3/2017 Weiss et al.  
 D783,422 S 4/2017 Kashimoto  
 D793,808 S 8/2017 Weaden et al.  
 2008/0303183 A1 12/2008 Rote et al.  
 2013/0292481 A1 11/2013 Filson et al.

(56) **References Cited**

U.S. PATENT DOCUMENTS

D479,884 S 9/2003 Berryman  
 6,709,188 B2 3/2004 Ushimaru  
 D498,542 S 11/2004 Brushaber  
 D499,190 S 11/2004 Garelick et al.  
 D506,693 S 6/2005 Kaczmarek  
 D527,611 S 9/2006 Sato  
 D547,336 S 7/2007 Kai  
 D591,313 S \* 4/2009 Baacke ..... D15/89  
 D612,364 S 3/2010 Kwolek  
 D617,356 S 6/2010 Wang  
 D677,289 S \* 3/2013 Seo ..... D15/90  
 D690,331 S 9/2013 Kitamura  
 D707,853 S 6/2014 Lafontaine  
 D709,531 S \* 7/2014 Park ..... D15/89  
 D723,715 S 3/2015 Lafontaine  
 D733,603 S 7/2015 Graf  
 D736,449 S 8/2015 Getty

FOREIGN PATENT DOCUMENTS

TW 151847 S 2/2013  
 TW M459232 U 8/2013

OTHER PUBLICATIONS

Taiwan Patent Office, Notice of Allowance in counterpart Taiwan Application No. 105306709, dated Aug. 4, 2017.  
 United States Patent and Trademark Office, Office Action in U.S. Appl. No. 29/583,645, dated Nov. 29, 2017.  
 United States Patent and Trademark Office, Office Action in U.S. Appl. No. 29/583,642, dated Dec. 13, 2017.  
 United States Patent and Trademark Office, Notice of Allowance in U.S. Appl. No. 29/583,635, dated Oct. 16, 2017.

\* cited by examiner

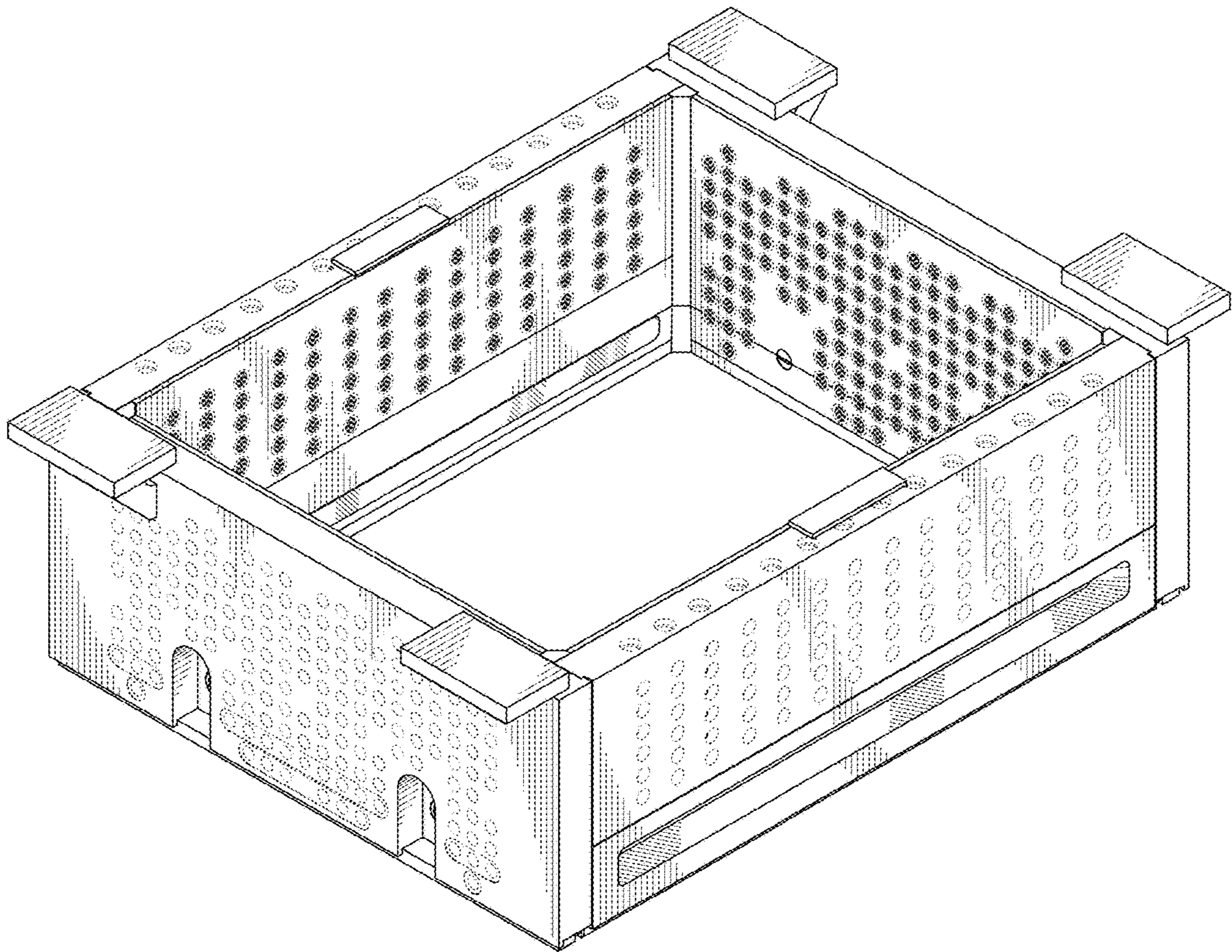


FIG. 1

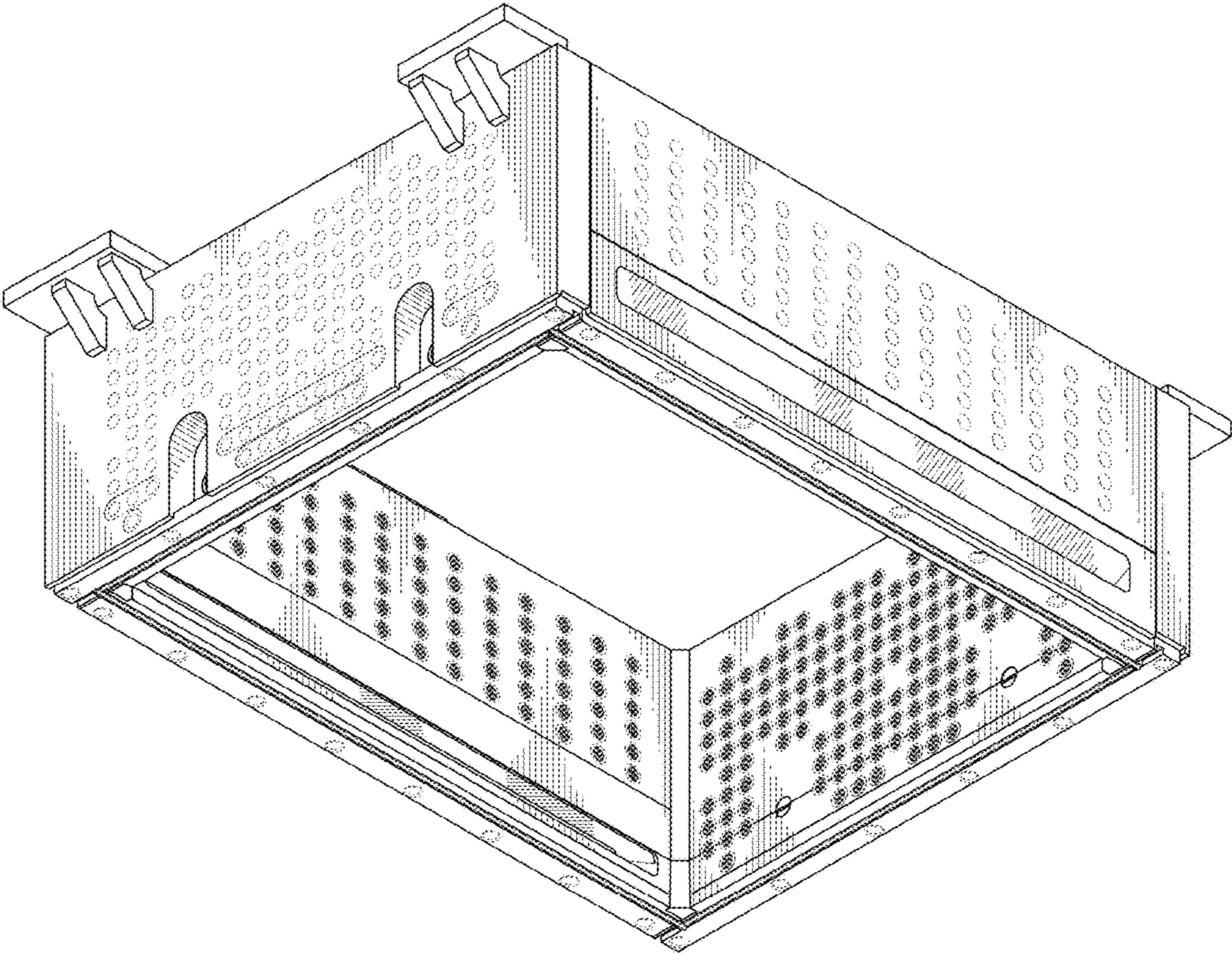


FIG. 2

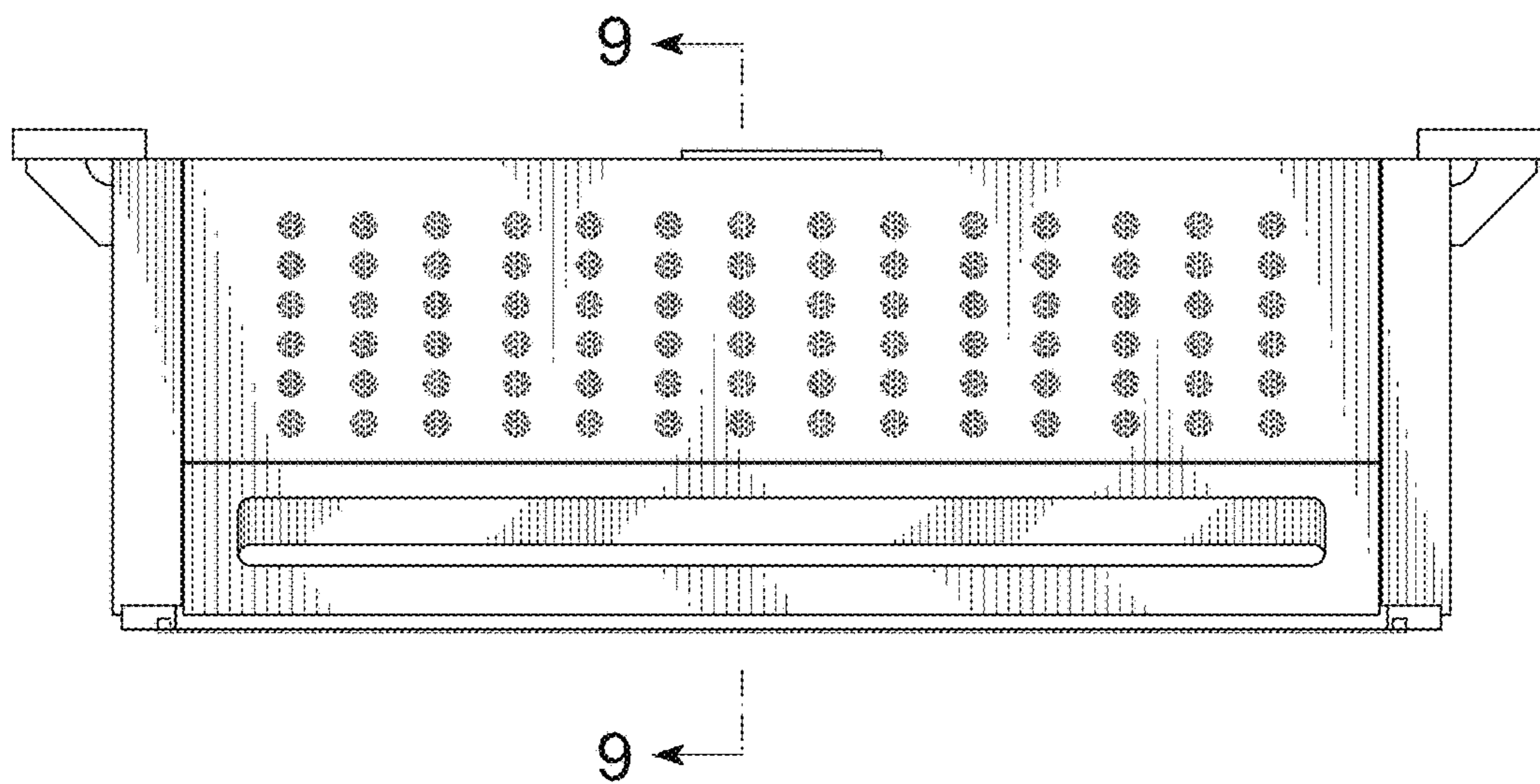


FIG. 3

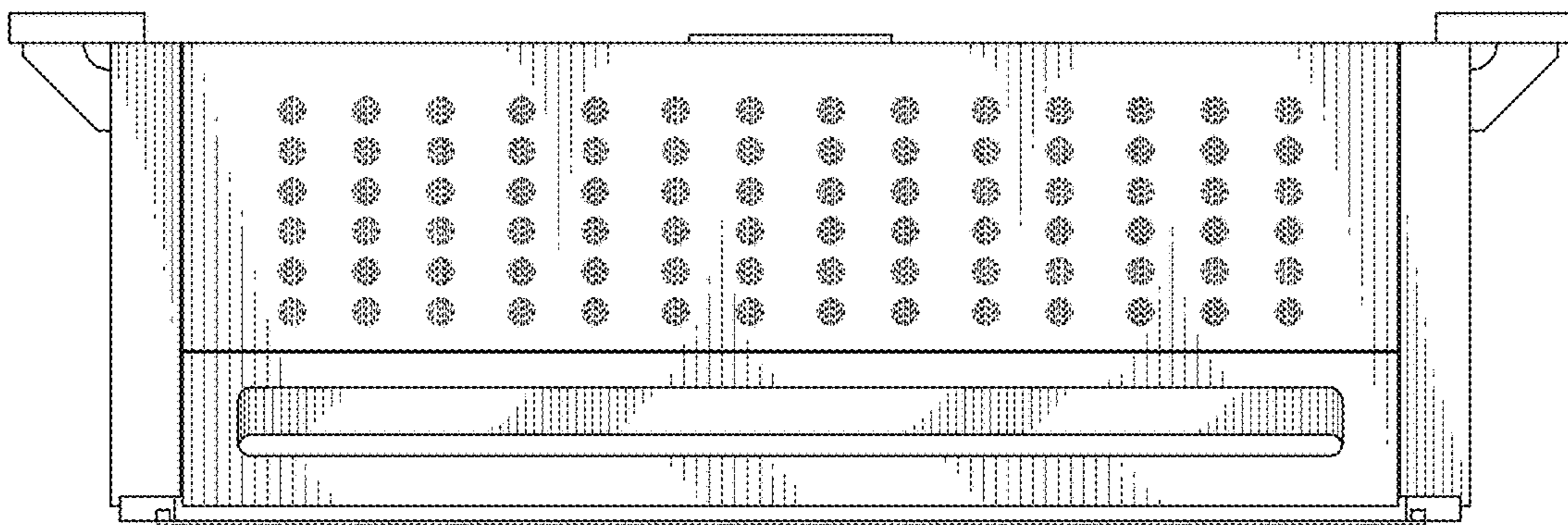


FIG. 4

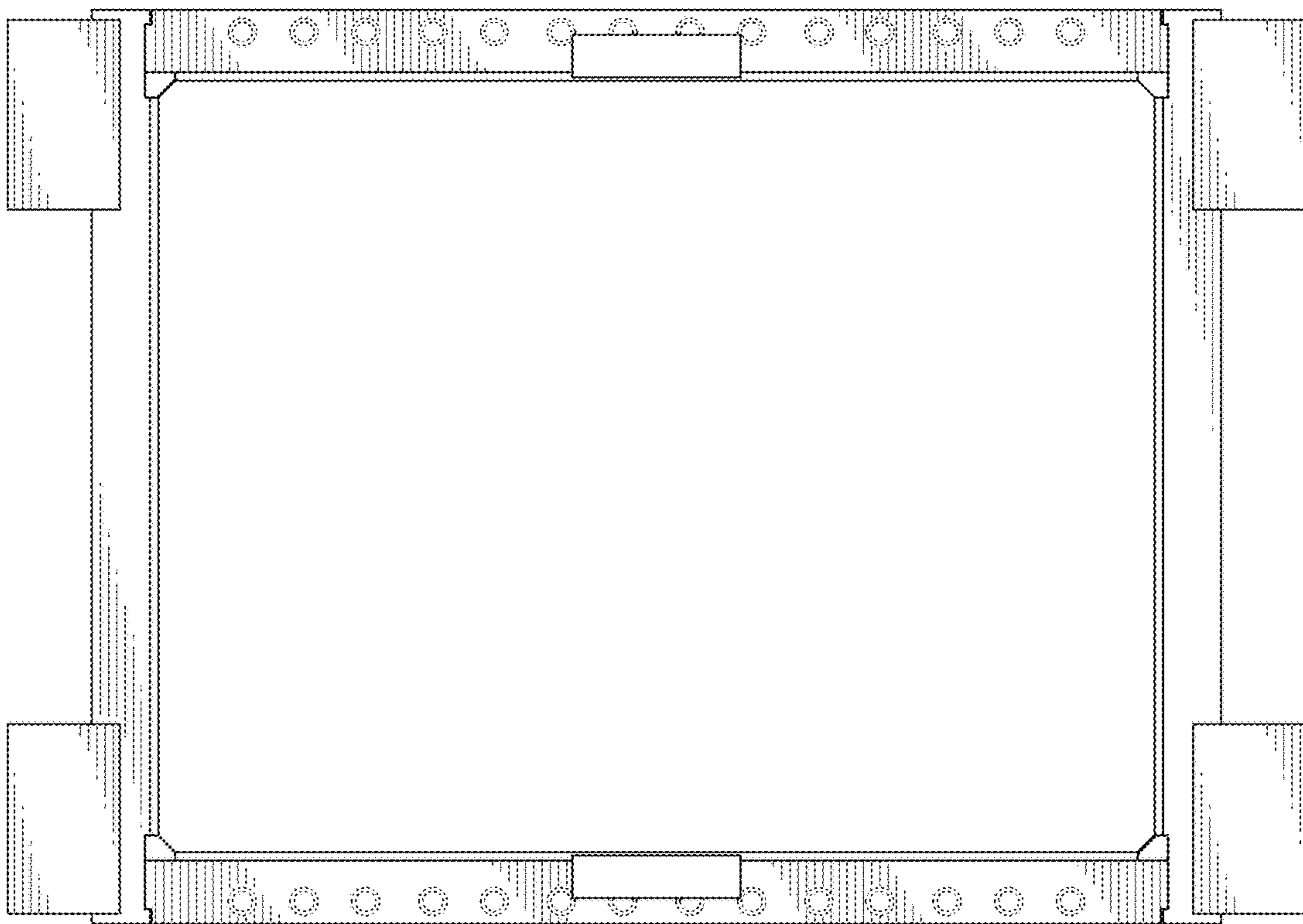


FIG. 5




FIG. 6



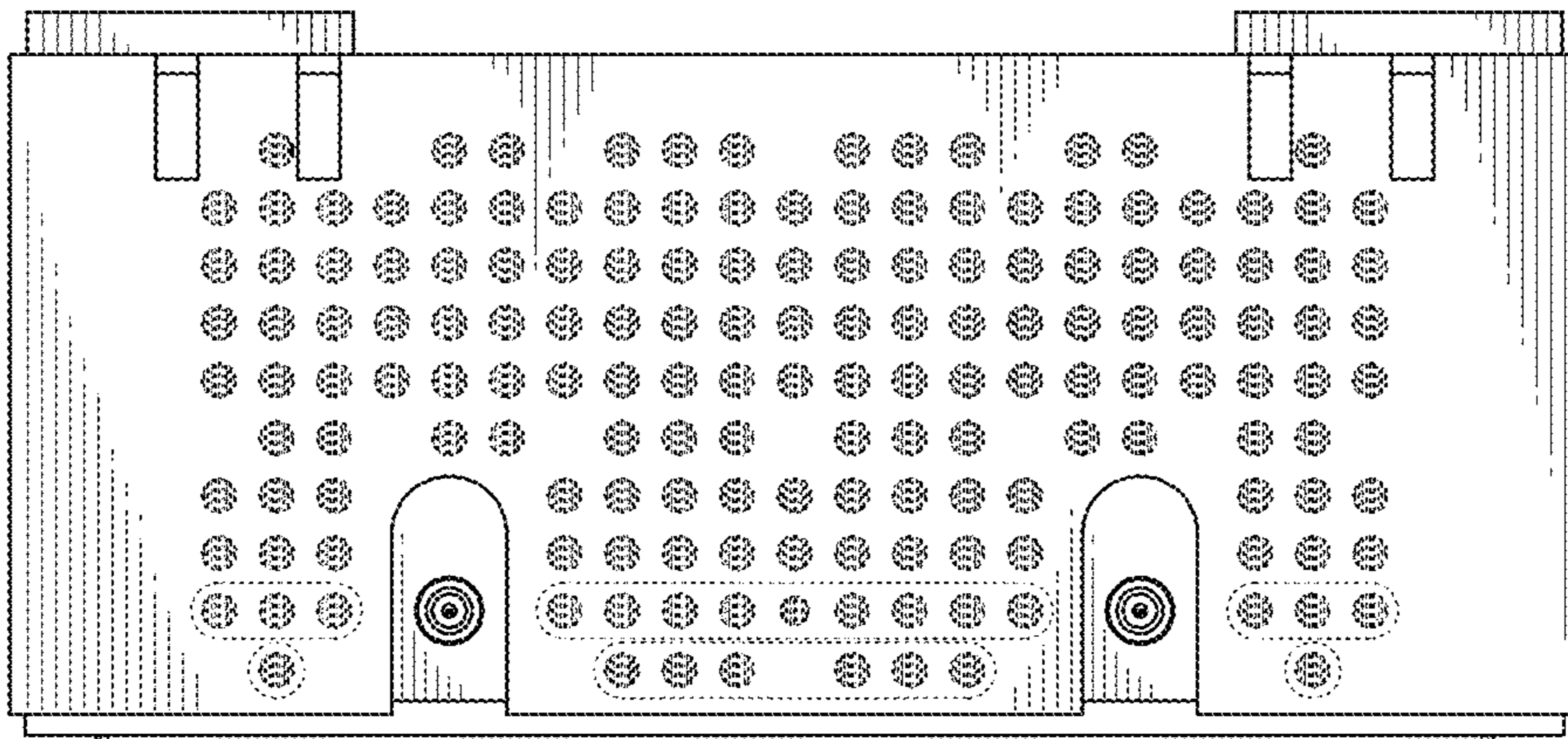


FIG. 7

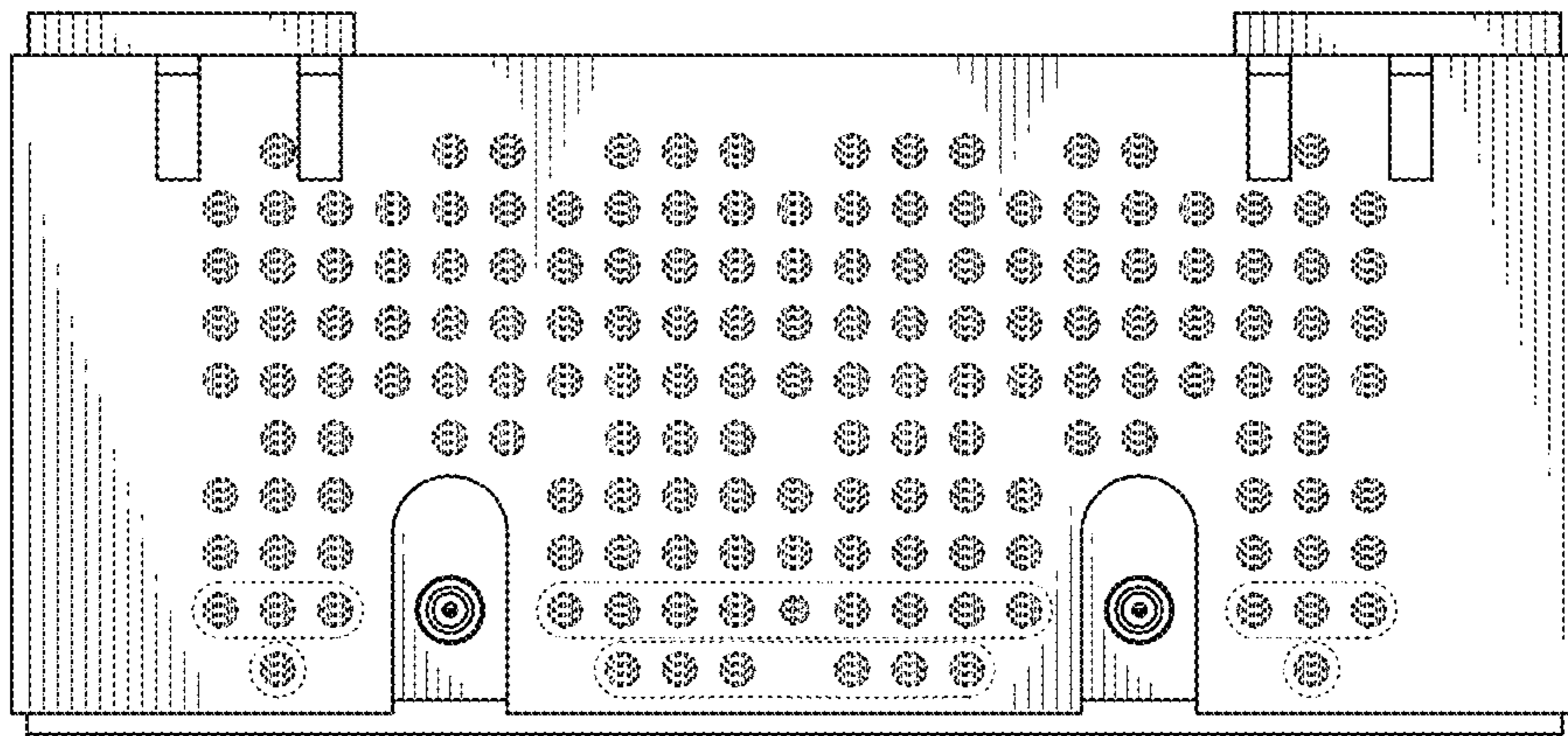


FIG. 8

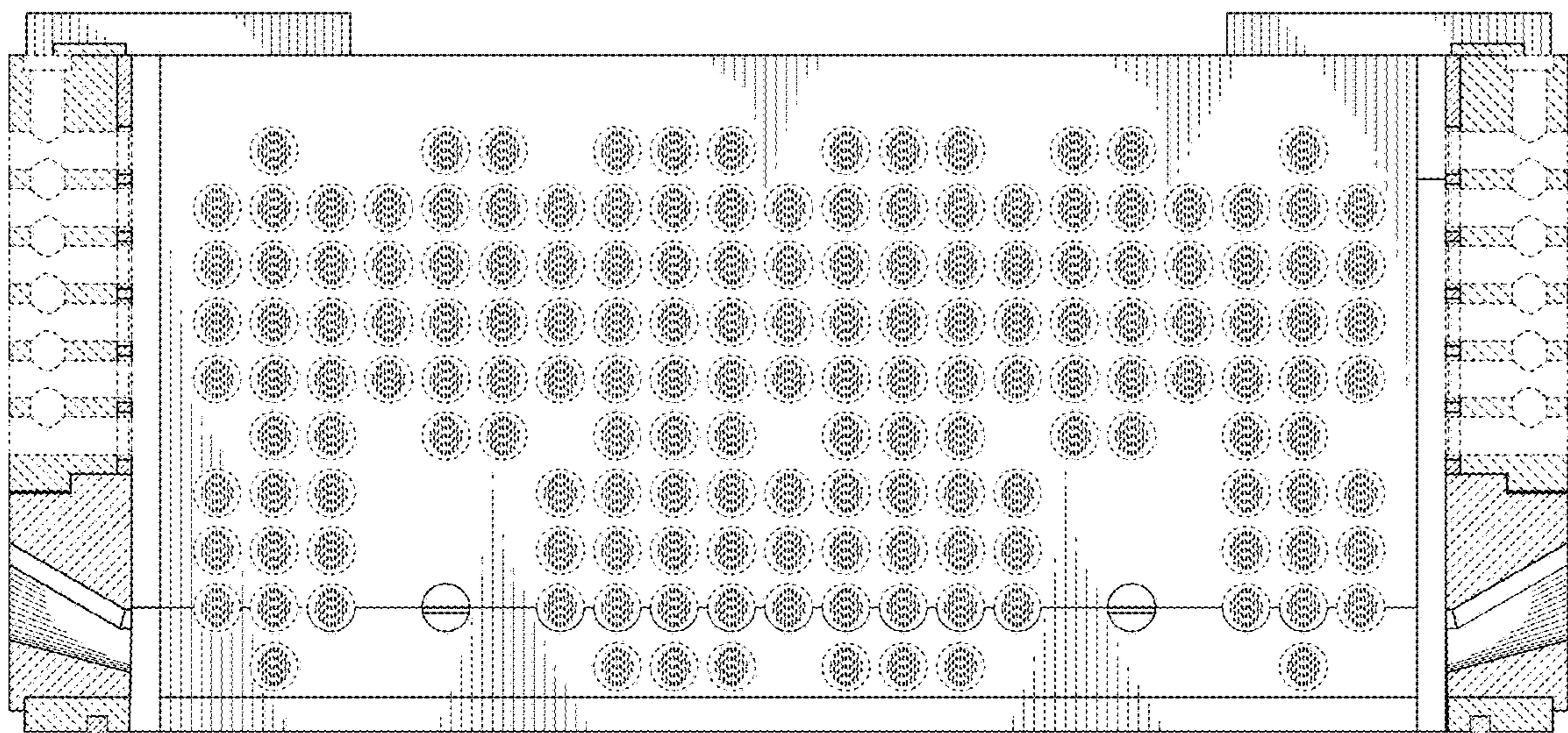


FIG. 9