



US00D815655S

(12) **United States Design Patent**
Weiß et al.

(10) **Patent No.:** **US D815,655 S**
(45) **Date of Patent:** **** Apr. 17, 2018**

(54) **DISPLAY SCREEN OR PORTION THEREOF WITH GRAPHICAL USER INTERFACE**

(71) Applicant: **Drägerwerk AG & Co. KGaA**, Lübeck (DE)

(72) Inventors: **Benedikt Weiß**, München (DE);
Sebastian Fischer, Lübeck (DE)

(73) Assignee: **DRÄGERWERK AG & CO. KGAA**, Lübeck (DE)

(**) Term: **15 Years**

(21) Appl. No.: **29/585,987**

(22) Filed: **Nov. 30, 2016**

(30) **Foreign Application Priority Data**

May 30, 2016 (EM) 003161249-0021

(51) **LOC (11) Cl.** **14-04**

(52) **U.S. Cl.**
USPC **D14/486; D14/495**

(58) **Field of Classification Search**

USPC D14/485-495; D21/329, 360, 361
CPC .. G06F 3/0482; G06F 3/0488; G06F 3/04842;
G06F 3/04883; G06F 19/34; G06F
19/3418; G06F 19/3406; A61B 5/02;
A61B 8/46; G06T 2207/30004

See application file for complete search history.

(56) **References Cited**

U.S. PATENT DOCUMENTS

D501,484 S *	2/2005	Platz	D14/489
D585,904 S *	2/2009	Hosokawa	D14/485
D595,727 S *	7/2009	Koes	D14/485
D649,974 S *	12/2011	Liu	D14/485
D689,504 S *	9/2013	Ikeda	D14/485
D752,078 S *	3/2016	Guesnon, Jr.	D14/486
D752,106 S *	3/2016	Kim	D14/495

D765,119 S *	8/2016	Kim	D14/486
D775,230 S *	12/2016	Fleck	D14/495
D791,836 S *	7/2017	Guo	D14/495
D794,074 S *	8/2017	Torres	D14/494
2004/0236174 A1 *	11/2004	Boone	A61B 5/02055 600/21
2010/0003649 A1 *	1/2010	Ferguson	A63F 3/04 434/167
2012/0115580 A1 *	5/2012	Hornik	G07F 17/3258 463/25
2015/0249864 A1 *	9/2015	Tang	H04N 21/4661 725/28
2016/0136026 A1 *	5/2016	Sabota	G06F 19/3418 600/22

(Continued)

Primary Examiner — Karen E Kearney

Assistant Examiner — Katherine A Holbrow

(74) *Attorney, Agent, or Firm* — Taft Stettinius & Hollister, LLP; Ryan O. White

(57) **CLAIM**

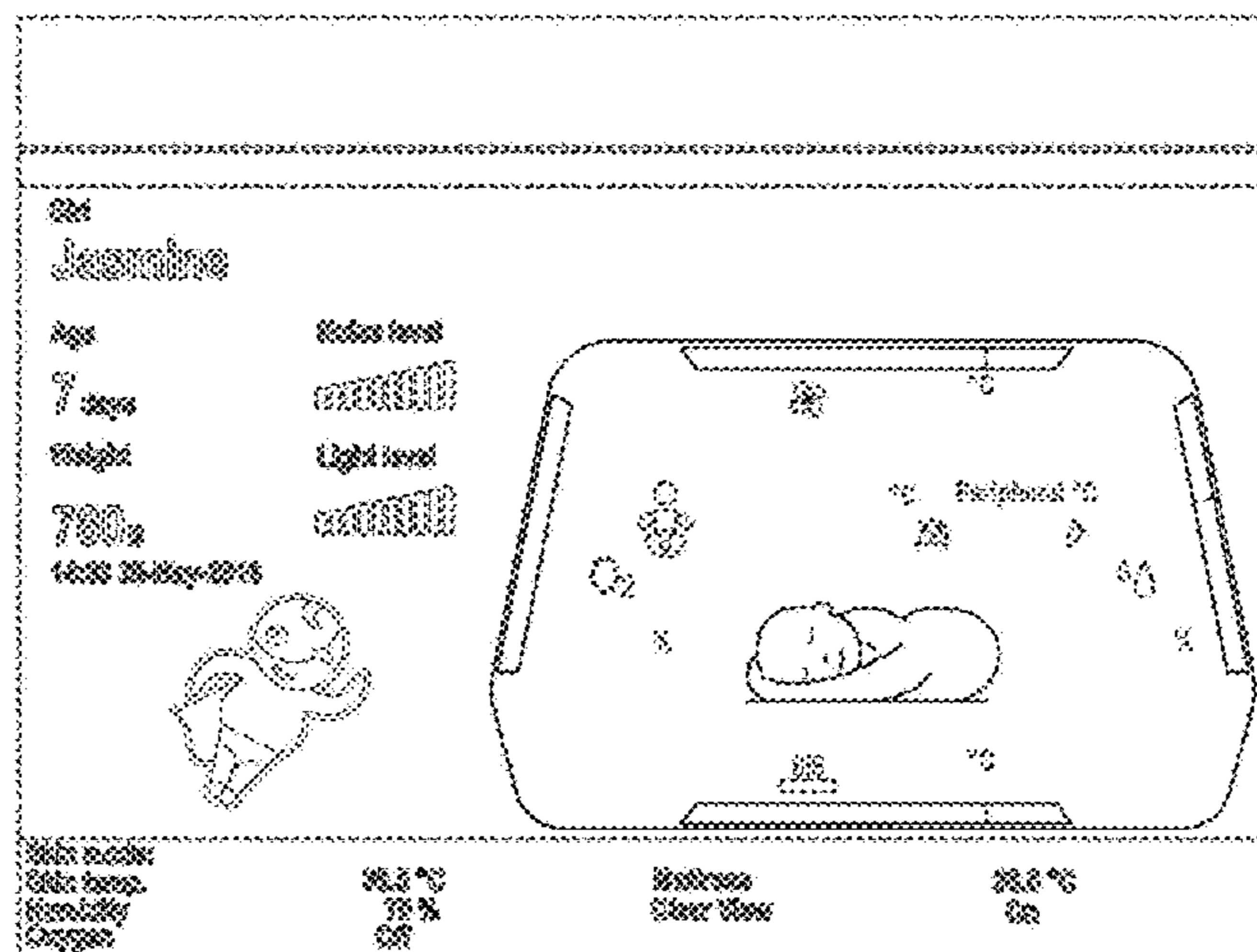
The ornamental design for a display screen or portion thereof with graphical user interface, as shown and described.

DESCRIPTION

FIG. 1 is a front view of a display screen or portion thereof with graphical user interface showing our new design; and, FIG. 2 is a front view of the design of FIG. 1, shown in the context of a different environment.

The outer broken line rectangle showing of the display screen in FIG. 1 and the broken line rectangle and broken lines surrounding the rectangle showing of the display screen and device in FIG. 2 are included for the purpose of illustrating environmental structure and form no part of the claimed design. All other broken lines showing text and portions of the graphical user interface are included for the purpose of illustrating portions of the article and form no part of the claimed design.

1 Claim, 2 Drawing Sheets



(56)

References Cited

U.S. PATENT DOCUMENTS

2017/0000347 A1* 1/2017 Meftah A61B 5/6886
2017/0054305 A1* 2/2017 Kidakarn H04M 1/00
2017/0245555 A1* 8/2017 Karp A41B 13/06

* cited by examiner

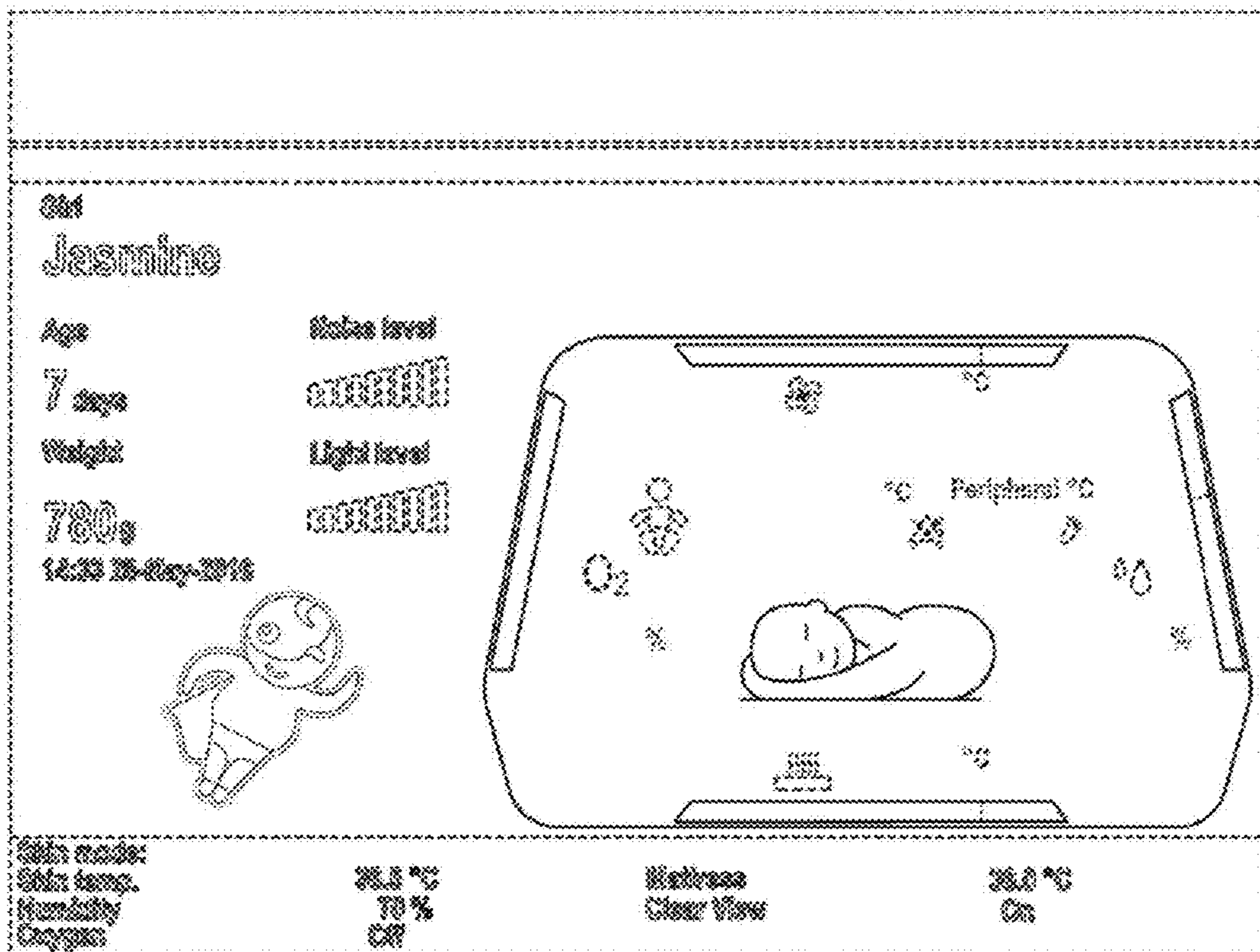


FIG. 1

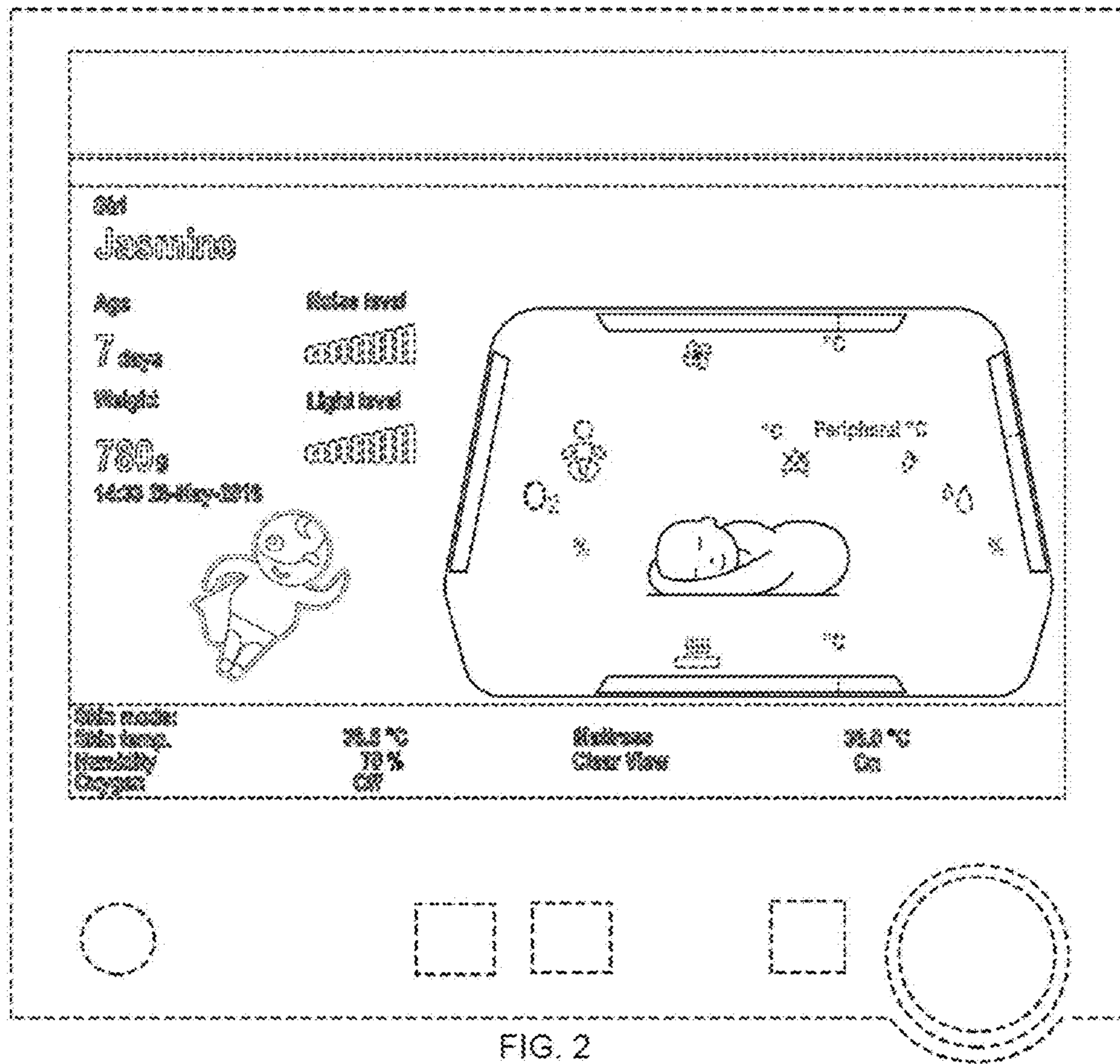


FIG. 2