



US00D815647S

(12) **United States Design Patent** (10) **Patent No.:** **US D815,647 S**
Iyer (45) **Date of Patent:** **** Apr. 17, 2018**

(54) **DISPLAY SCREEN OR PORTION THEREOF WITH ANIMATED GRAPHICAL USER INTERFACE**

(71) Applicant: **AJOOBA INC.**, San Jose, CA (US)

(72) Inventor: **Mangala Iyer**, San Jose, CA (US)

(**) Term: **15 Years**

(21) Appl. No.: **29/552,412**

(22) Filed: **Jan. 22, 2016**

(51) **LOC (11) Cl.** **14-04**

(52) **U.S. Cl.**
USPC **D14/486**

(58) **Field of Classification Search**
USPC D14/485-495
CPC .. G06F 3/0481; G06F 3/04817; G06F 3/0482;
G06F 3/0488; G06F 3/04883; G06F
3/04815

See application file for complete search history.

(56) **References Cited**

U.S. PATENT DOCUMENTS

D494,603 S	8/2004	Kates et al.	
7,119,819 B1 *	10/2006	Robertson G06F 3/04815 715/738
7,278,115 B1 *	10/2007	Conway G06F 3/04815 345/418
D610,160 S	2/2010	Dudey et al.	
D618,248 S	6/2010	Anzures	
D629,810 S *	12/2010	Lee D14/486
D629,811 S *	12/2010	Lee D14/486
D638,845 S	5/2011	Woods et al.	
D639,821 S	6/2011	Jones et al.	
D681,630 S	5/2013	Akana et al.	

(Continued)

Primary Examiner — Cathron C Brooks
Assistant Examiner — Andrew T Nemeth

(57) **CLAIM**



I claim the ornamental design for a display screen or a portion thereof with animated graphical user interface, as shown and described.

DESCRIPTION

FIG. 1 is a front view of the first image according to a first embodiment of a display screen or portion thereof with animated graphical user interface showing my new design; FIG. 2 is a front view of the second transitional image of the first embodiment thereof, FIG. 3 is a front view of the third transitional image of the first embodiment thereof, FIG. 4 is a front view of the fourth transitional image of the first embodiment thereof, FIG. 5 is a front view of the fifth transitional image of the first embodiment thereof, FIG. 6 is a front view of the sixth transitional image of the first embodiment thereof, FIG. 7 is a front view of the first image according to a second embodiment of a display screen or portion thereof with animated graphical user interface, FIG. 8 is a front view of the second transitional image of the second embodiment thereof, FIG. 9 is a front view of the third transitional image of the second embodiment thereof, FIG. 10 is a front view of the fourth transitional image of the second embodiment thereof, FIG. 11 is a front view of the fifth transitional image of the second embodiment thereof; and, FIG. 12 is a front view of the sixth transitional image of the second embodiment thereof.

The broken lines shown, of a display screen or a portion thereof, in FIG. 1-12 form no part of the claimed design. The appearance of the animated graphical user interface sequentially transitions between the images shown in FIGS. 1-6 and FIGS. 7-12. The process or period in which an image transitions to another forms no part of the claimed design.

1 Claim, 12 Drawing Sheets



(56)

References Cited

U.S. PATENT DOCUMENTS

D697,079	S	*	1/2014	Yuk	D14/488
D751,094	S	*	3/2016	Moon	D14/486
D751,095	S	*	3/2016	Moon	D14/486
D771,099	S	*	11/2016	Yao	D14/486
D785,667	S	*	5/2017	Yao	D14/486
D786,293	S	*	5/2017	Yao	D14/486
D788,150	S	*	5/2017	Yao	D14/486
2005/0010876	A1	*	1/2005	Robertson	G06F 3/0481
						715/782
2016/0070825	A1	*	3/2016	Yao	G06F 17/5004
						703/1

* cited by examiner




FIG.1




FIG.2




FIG.3



FIG.4




FIG.5



FIG.6



FIG.7




FIG.8



FIG.9




FIG.10




FIG.11




FIG.12