



US00D815623S

(12) **United States Design Patent**
Yang

(10) **Patent No.:** **US D815,623 S**

(45) **Date of Patent:** **** Apr. 17, 2018**

(54) **ANTENNA**

(71) Applicant: **SHENZHEN ANTOP TECHNOLOGY LIMITED**, Bao'An District, Shenzhen (CN)

(72) Inventor: **Ruidian Yang**, Shenzhen (CN)

(73) Assignee: **Shenzhen Antop Technology Limited**, Shenzhen (CN)

(**) Term: **15 Years**

(21) Appl. No.: **29/572,072**

(22) Filed: **Jul. 25, 2016**

(51) **LOC (11) Cl.** **14-03**

(52) **U.S. Cl.**
USPC **D14/230**

(58) **Field of Classification Search**
USPC D12/42, 43; D13/168; D14/124, 137,
D14/138, 230-238.1, 299, 358
CPC H01L 33/48; H01L 23/02; H01Q 13/10;
H05K 11/00; H04B 1/034
See application file for complete search history.

(56) **References Cited**

U.S. PATENT DOCUMENTS

D612,371 S * 3/2010 Suleiman D14/234
D618,240 S * 6/2010 Larmour D14/230

D623,175 S * 9/2010 Suleiman D14/230
D642,173 S * 7/2011 Lee D14/365
D656,131 S * 3/2012 Suleiman D14/230
D664,126 S * 7/2012 Feit D14/230
D751,535 S * 3/2016 Podduturi D14/230
D754,641 S * 4/2016 Suleiman D14/230
D758,999 S * 6/2016 Matsuoka D14/230

* cited by examiner

Primary Examiner — John Windmuller

Assistant Examiner — Benjamin M Weeks

(74) *Attorney, Agent, or Firm* — Muncy, Geissler, Olds & Lowe, P.C.


(57) **CLAIM**

The ornamental design for a antenna, as shown and described.

DESCRIPTION

FIG. 1 is a front elevational view of an antenna showing my new design;
FIG. 2 is a front, right perspective view thereof;
FIG. 3 is a front, bottom perspective view thereof;
FIG. 4 is a right side view thereof; the left side being a mirror image thereof; and,
FIG. 5 is a top plan view thereof, the bottom plan view being a mirror image thereof.

1 Claim, 5 Drawing Sheets






FIG. 1




FIG. 2




FIG. 3

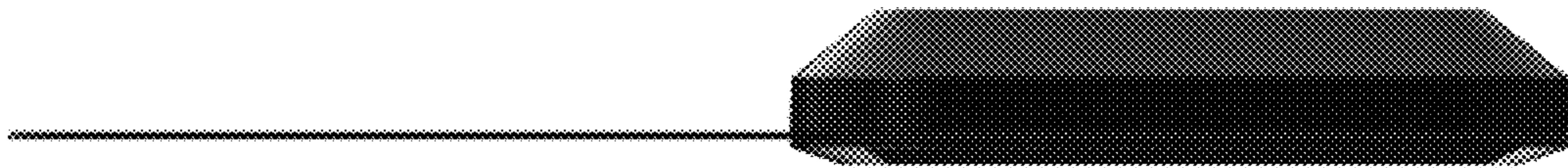


FIG. 4




FIG. 5