



US00D815594S

(12) **United States Design Patent**
Chen

(10) **Patent No.:** **US D815,594 S**
(45) **Date of Patent:** **** Apr. 17, 2018**

(54) **WIRELESS CHARGER**
(71) Applicant: **Shenzhen Shenghaina Technology Co., Ltd.**, Shenzhen, Guangdong (CN)
(72) Inventor: **Xiaowei Chen**, Shenzhen (CN)
(73) Assignee: **Shenzhen Shenghaina Technology Co., Ltd.**, Shenzhen (CN)
(**) Term: **15 Years**

D474,737 S * 5/2003 Yoshida D13/108
D588,985 S * 3/2009 O'Hern D13/107
D593,998 S * 6/2009 Bentley D14/224
D642,519 S * 8/2011 Woo D13/108
8,061,721 B2 * 11/2011 Ganz B62B 3/10
280/202
D674,381 S * 1/2013 Ma D14/253
D688,235 S * 8/2013 Song D14/253
D705,158 S * 5/2014 Gengler D13/107
D771,180 S * 11/2016 Jenkins D18/4.5
D772,812 S * 11/2016 Choe D13/108
D791,072 S * 7/2017 Hoehn D13/107

(21) Appl. No.: **29/586,585**

(22) Filed: **Dec. 5, 2016**

(30) **Foreign Application Priority Data**

Aug. 24, 2016 (CN) 2016 3 0418886

(51) **LOC (11) Cl.** **13-02**

(52) **U.S. Cl.**
USPC **D13/108**

(58) **Field of Classification Search**
USPC D13/107-110, 118-119, 184; D14/251,
D14/253, 432, 434
CPC Y02E 60/12; Y02T 90/14; Y02T 90/122;
Y02T 90/128; Y02T 90/163; H02J 7/025;
H02J 7/0042; H02J 7/0044; H02J 7/0045;
H02J 7/0003; H01F 38/14; H01R
13/6675; H01M 2/1022; H01M 2/1055;
H01M 10/44; H01M 10/46; H01M
10/425; B60L 11/182
See application file for complete search history.

(56) **References Cited**

U.S. PATENT DOCUMENTS

D335,861 S * 5/1993 Tattari D13/108
D453,155 S * 1/2002 Michel D14/253

* cited by examiner

Primary Examiner — Rosemary K Tarcza

Assistant Examiner — Nathaniel D. Buckner

(74) *Attorney, Agent, or Firm* — Loza & Loza, LLP;
Michael Fedrick

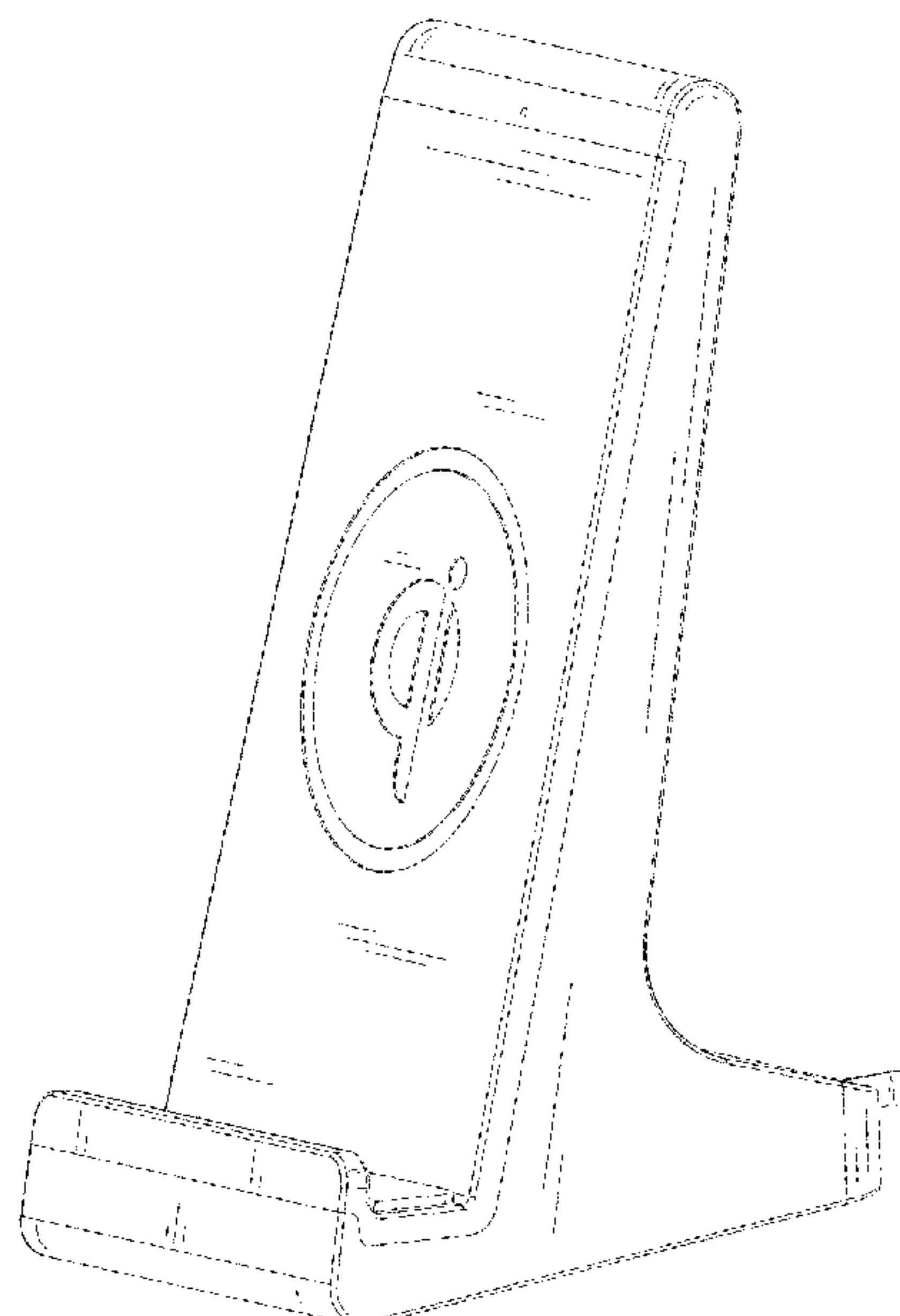
(57) **CLAIM**

The ornamental design for a wireless charger, as shown and described.

DESCRIPTION

FIG. 1 is a perspective view of the wireless charger;
FIG. 2 is a front elevation view of the wireless charger;
FIG. 3 is a rear elevation view of the wireless charger;
FIG. 4 is a left side elevation view of the wireless charger;
FIG. 5 is a right side elevation view of the wireless charger;
FIG. 6 is a top plan view of the wireless charger; and,
FIG. 7 is a bottom plan view of the wireless charger.

1 Claim, 7 Drawing Sheets



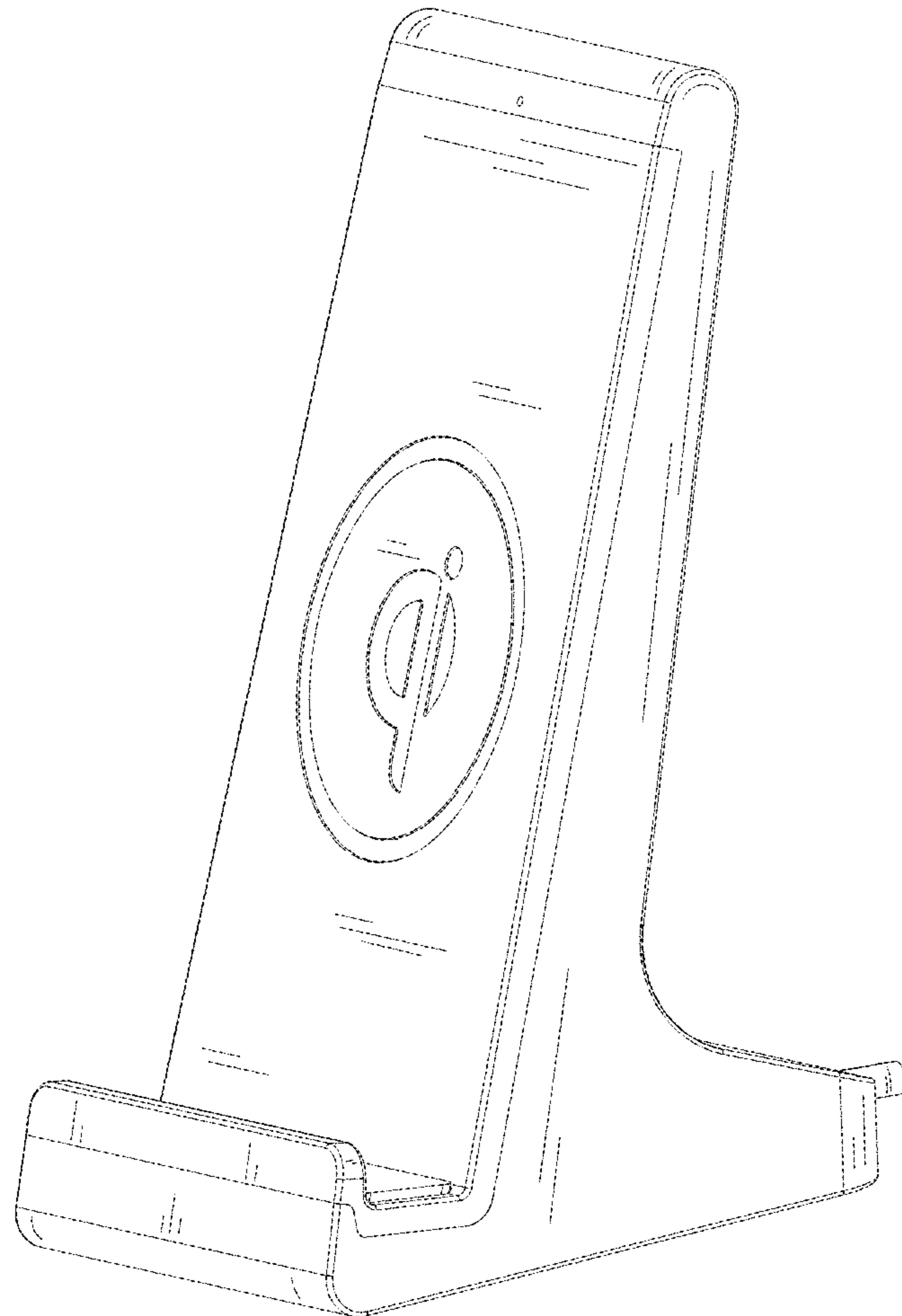


FIG.1




FIG.2




FIG.3

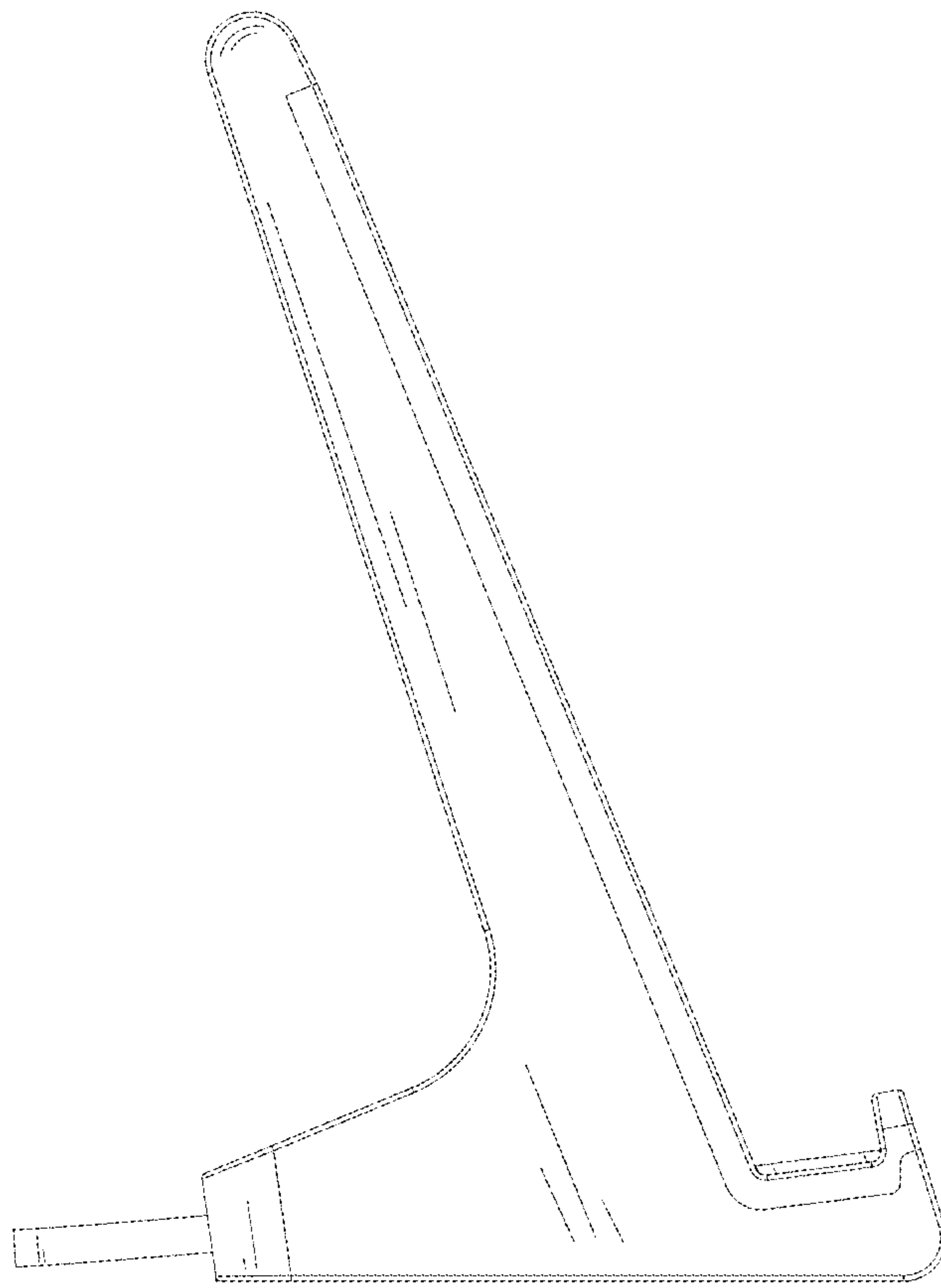


FIG.4

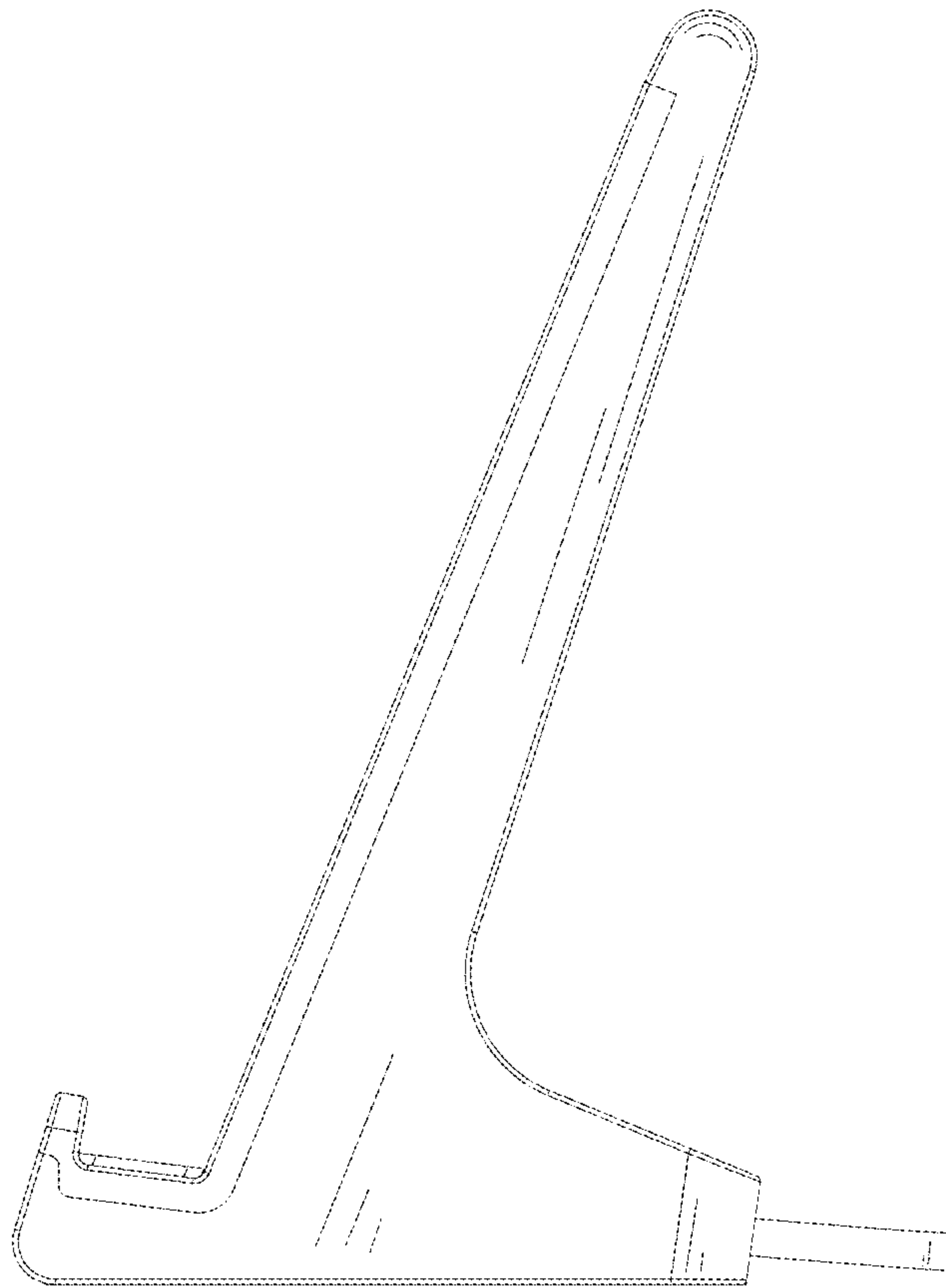


FIG. 5

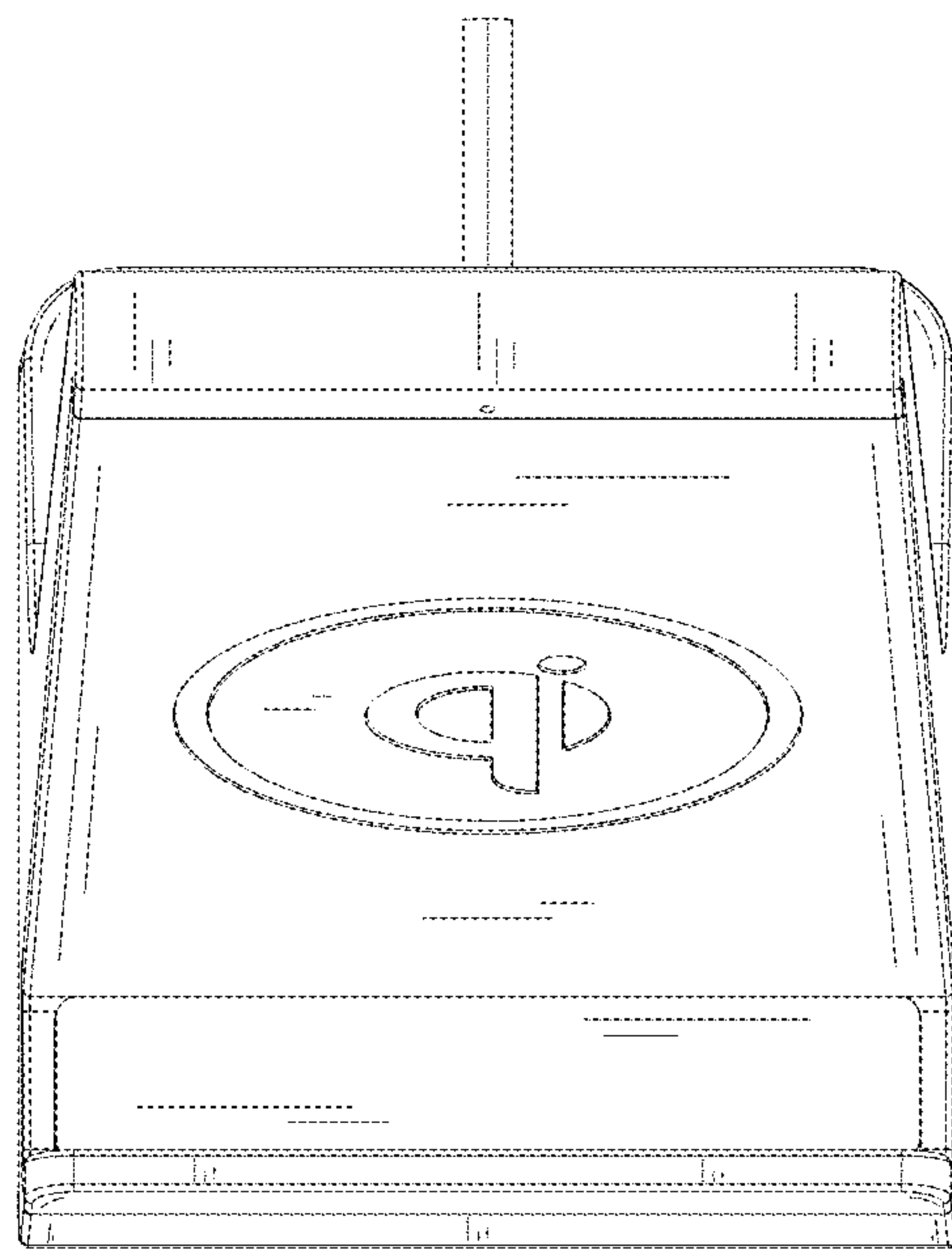


FIG.6

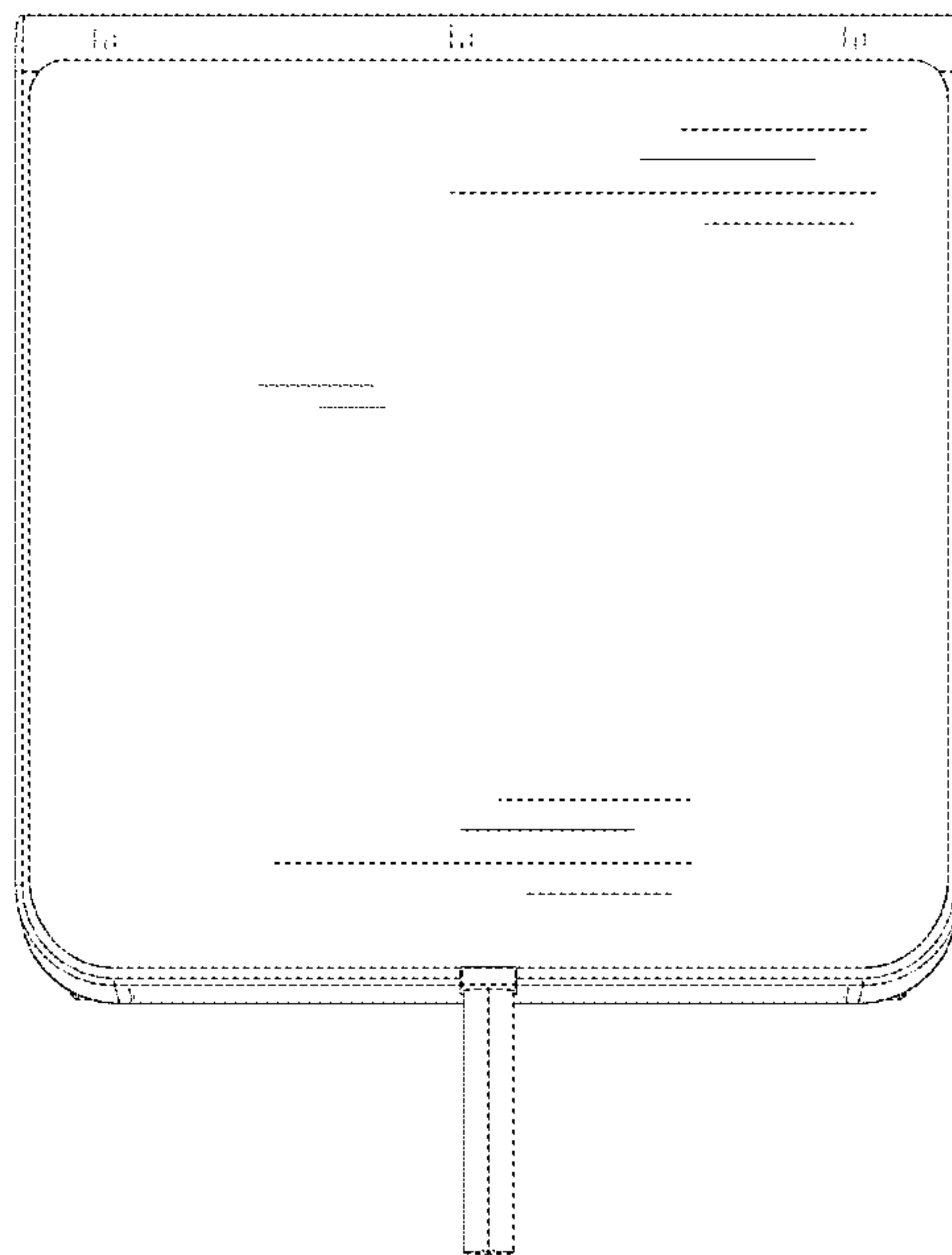


FIG.7